

# Series 48-5 Wedge-Lok

Meets **VITA** 48.2, 48.4, 48.5  
In alignment with the  
**SOSA**® Technical Standard



## RECOMMENDED GAP WIDTH

PCB + 7.11 (.280)

## RECOMMENDED TORQUE

45 N-cm (4 in-lbs)

## WEIGHT

1.42 g/cm (.120 oz/in)

## MATERIALS AND FINISH

### Channel, Wedges and End Pieces

- Material:** Aluminum Alloy 6061-T6 per QQ-A-200/8
- Finish:** See finish table on opposite page

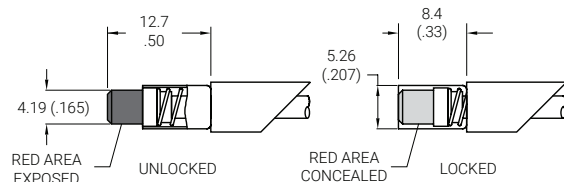
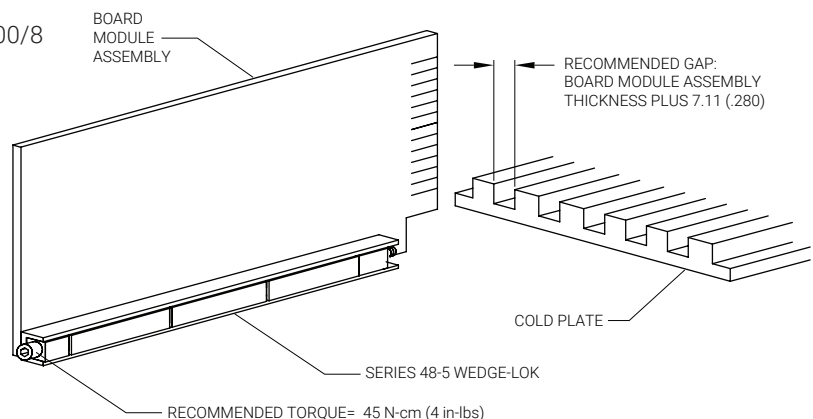
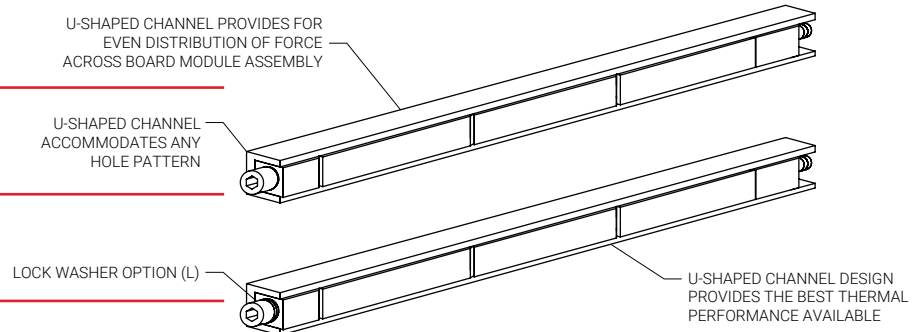
### Screw and Washers

.09-in. or 2.5-mm hex. socket head cap screw, depending on mounting configuration

- Material:** 300 series stainless steel per QQ-S-763 ASTM A-582
- Finish:** Passivated per AMS2700

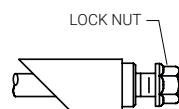
### Optional Lock and Flat Washer

- Material:** 300 series stainless steel per QQ-S-763 and ASTM A-582
- Finish:** Passivated per AMS2700



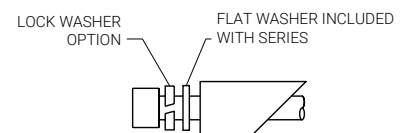
### VI OPTION

Indicates assembly is unlocked (adds 5.1 (.20) to screw length)



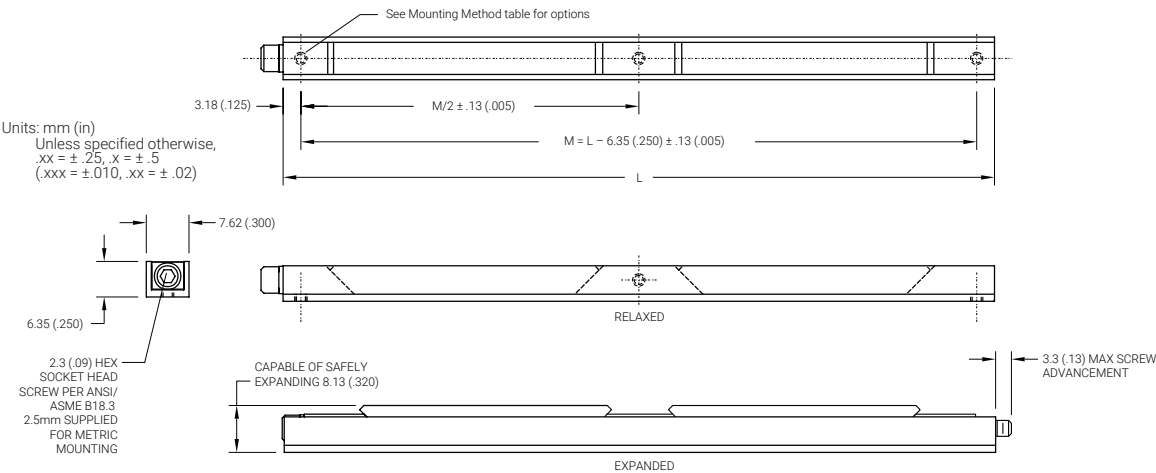
### LN OPTION

Captivates rear wedge when untorqued (adds 2.5 (.10) to screw length)



### L OPTION

Provides additional resistance to shock and vibration (adds 2.5 (.10) in screw length)



<b>Part Number Code</b>	<b>48-5 VI S-10-B-L-LN</b>
<b>Type</b>	
Torque Limiting version _____	<b>TLC</b>
Standard version with Visual Indicator _____	<b>VI</b>
Standard version _____	<b>[Blank]</b>
<b>Mounting</b>	
2-56 UNC-2B Tapped Holes _____	<b>S</b>
or choose from Mounting Method Table	
<b>Length</b>	
Length in 12.7 (.50) increments _____	<b>6 [76.2 (3.00)]</b>
	<b>to 24 [304.8 (12.00)]</b>
<b>Finish</b>	
Black Anodized _____	<b>B</b>
or select code letter from Finish Table	
<b>Lock/Flat Washers</b>	
Lock Washer and Flat Washer _____	<b>L</b>
None _____	<b>[Blank]</b>
<b>Optional Lock Nut</b>	
Lock Nut _____	<b>LN</b>
None _____	<b>[Blank]</b>

Finish Table

Code Letter	Surface Finish
[Blank]	HOUSING CHEMICAL FILM PER MIL-DTL-5541, CLASS 1A GOLD, NON ROHS COMPLIANT, WEDGES BLACK ANODIZE PER MIL-A-8625, TYPE II, CLASS 2
C	CHEMICAL FILM PER MIL-C-5541, CLASS 1A, GOLD, NON ROHS COMPLAINT
CC	CHEMICAL FILM PER MIL-C-5541, CLASS 1A, CLEAR
EN	ELECTROLESS NICKEL PER MIL-C-26074, CLASS 4, GRADE B, BRIGHT
N	NICKEL PLATE PER QQ-N-290, CLASS 1, GRADE G, BRIGHT
B	BLACK ANODIZE PER MIL-A-8625, TYPE II, CLASS 2
B3	HARD BLACK ANODIZE PER MIL-A-8625, TYPE III, CLASS 2
B3D	HARD BLACK ANODIZE WITH DRY FILM LUBE PER MIL-L-46010

Mounting Method Table

Code Letter	Method
A	NO MOUNTING HOLES
M	2-56 UNC-2B TAPPED HOLE
M2	0-80 UNF-2B TAPPED HOLE
S	M2 X .40 TAPPED HOLE
T	M2.5 X .45 TAPPED HOLE

\*NOTE: FOR THE TORQUE LIMITING "TLC" VERSION: THE MINIMUM LENGTH IS 8 (101.6 (4.00)) LOCK/ FLAT WASHER "L" OPTION IS NOT AVAILABLE VISUAL INDICATOR "VI" OPTIONS IS NOT AVAILABLE MUST CLICK 3+ TIMES FOR PROPER INSTALLATION

nVent SCHROFF, Inc.

7328 Trade Street San Diego,  
CA 92121 USA  
+1 800-525-4682

BIRTCHER™



Our powerful portfolio of brands:

CADDY ERICO HOFFMAN ILSCO SCHROFF TRACHTE