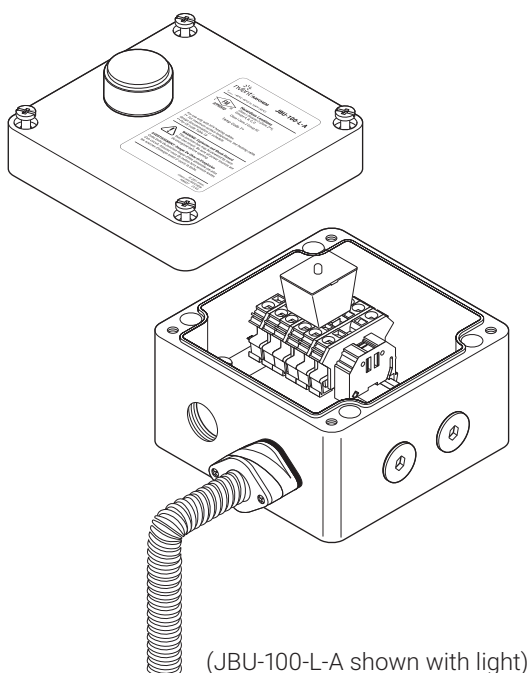


### Junction box for Off-Pipe Terminations

#### PRODUCT OVERVIEW



The nVent JBU-100 kit is designed to connect power to up to three nVent RAYCHEM BTV, QTVR, XTVR, HTV and VPL industrial parallel heating cables and is approved for use in hazardous locations.

Innovative Spring-type terminals provide fast installation and safe, reliable, maintenance-free operation.

The box is part of the modular component system, it allows for maximum flexibility and can be either wall or pipe mounted using a mounting bracket.

The kit comes with 2,  $\frac{3}{4}$ " stopping plugs. The C75-100-A gland and flexible conduit for the heating cable along with the pipe mounting bracket for the junction box need to be ordered separately.

All kits are also available as a lighted version (-L). These include a unique light module with a superbright LED that simply plugs into the terminals, and a lens in the lid. This provides indication that power is available in the box.

#### DESCRIPTION

##### JBU-100-A, A6

##### JBU-100-L-A




This kit contains junction box with 4,  $\frac{3}{4}$  inch through holes. The kit comes with 2 stopping plugs. The JBU-100-A and JBU-100-L-A kits are designed for power wires upto 8 AWG. JBU-100-A6 kit is designed for power wires upto 6 AWG.

#### KIT CONTENTS

- 1 junction box with terminals
- 1 light module (for -L only)
- 2  $\frac{3}{4}$ " stopping plugs

## APPROVALS

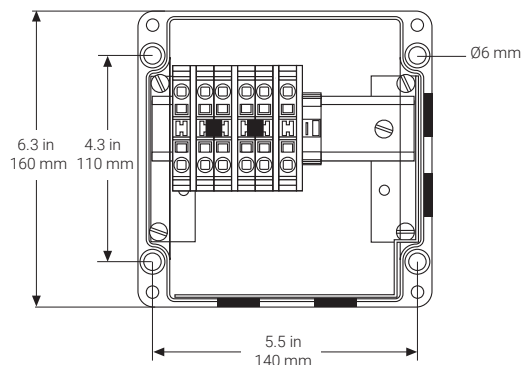
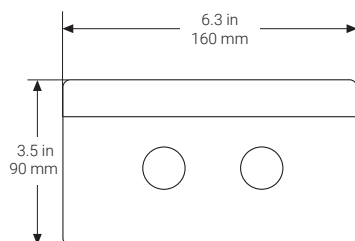
### Hazardous locations

JBU-100-A, A6; JBU-100-L-A		
 <p>Class I Div. 2 Group A, B, C, D Class II Div 2 Group F, G Class III Temp Code T*</p>	 <p><sup>(1)</sup> Class I, Div. 2 (Zone 2**), Groups A, B, C, D Class I Zone 2 GROUP IIC Temp Code T*</p> <p><sup>(1)</sup> For use only with HTV heating cables. T* for maximum surface temperature, see heating cable, design documentation or schedule. **Per CE Code Table 18</p>	 <p><b>JBU-100-L-A</b> Ex eb mb IIC T* Gb Class I Zone 1 AEx eb mb IIC T* Gb Ex mb tb IIIC T* Db Zone 21 AEx mb tb IIIC T* Db</p> <p><b>JBU-100-A, JBU-100-A6</b> Ex eb IIC T* Gb Class I Zone 1 AEx eb IIC T* Gb Ex tb IIIC T* Db Zone 21 A Ex tb IIIC T* Db</p>

## DIMENSIONS (NOMINAL)

### JBU-100-A, A6

### JBU-100-L-A



## PRODUCT SPECIFICATIONS

Ingress protection	NEMA Type 4X
Entries	4 x ¾ inch through holes
Ambient temperature range	–55°C to +56°C* (JBU-100-A) –40°C to +40°C (JBU-100-L-A)
Terminals	Spring-type terminals 2 phase, 2 neutral, 2 ground
Max. conductor size	8 AWG (6 AWG for A6 kit)
Max. operation voltage	480 Vac**
Max. current rating	40 A

\*Extra conditions for safe use apply for ambient temperatures above +40°C. Please refer to the installation instructions for full details.

\*\*JBU-100-L-A with indicator light limited to 277 Vac.

## MATERIALS OF CONSTRUCTION

Enclosure, lid	Electrostatic charge-resistant glass-filled engineered polymer, black
Lid screws	Stainless steel
Lid gasket	Silicone rubber
Earth continuity plate	N/A

## ORDERING DETAILS

### Junction box

Part Description	JBU-100-A	JBU-100-A6
PN (Weight)	P000004411 (3.75 lb)	P000004417 (3.85 Lb)

### Junction box with light

Part Description	JBU-100-L-A
PN (Weight)	P000004412 (4.62 lb)

## ACCESSORIES (NOT PROVIDED WITH THE KIT)

Heating cable gland kit (one for each cable entry)	C75-100-A p/n 000539-000
Flexible Tubing	HCTE-1000-0 p/n 3679754004
Junction box mounting bracket	UMB p/n 263757-000

### North America

Tel +1.800.545.6258  
Fax +1.800.527.5703  
info@nVent.com

### Europe, Middle East, Africa

Tel +32.16.213.511  
Fax +32.16.213.603  
info@nVent.com

### Asia Pacific

Tel +86.21.2412.1688  
Fax +86.21.5426.3167  
info@nVent.com

### Latin America

Tel +1.713.868.4800  
Fax +1.713.868.2333  
info@nVent.com



Our powerful portfolio of brands:

**CADDY ERICO HOFFMAN ILSCO RAYCHEM SCHROFF**