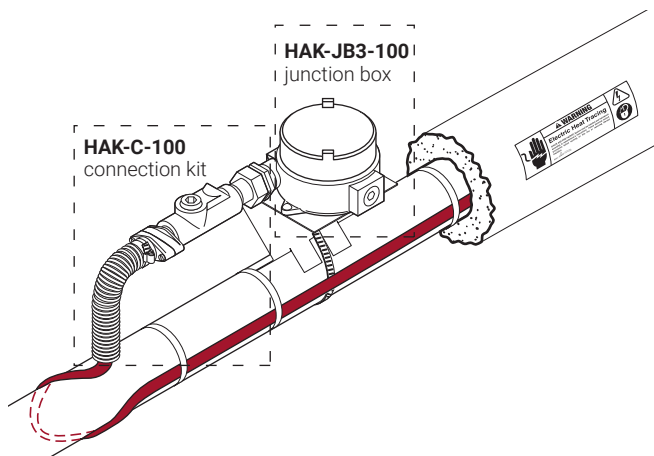


HAK-C-100, HAK-JB3-100

CONNECT AND PROTECT

Connection kit and junction box for CID1 hazardous locationsa

PRODUCT OVERVIEW



The nVent RAYCHEM HAK-C-100 connection system is FM approved for use with nVent RAYCHEM HBTV, HQTV and FHP heating cables in Class I, Division 1 hazardous locations. It is also CSA certified for use with nVent RAYCHEM BTV-CT, QTVR-CT, XTV-CT, VPL-CT, and LBT2-CT heating cables and c FM us approved for use with nVent RAYCHEM HTV heating cables in Class I, Division 1 locations.

The HAK-C-100 is a cold-applied connection kit that contains all of the materials required for sealing one heating cable entry into a junction box.

The HAK-JB3-100 is an explosion-proof, corrosion-resistant junction box that serves as a power connection, splice, tee, or end termination.





Each kit contains all the necessary materials for a complete installation except for the pipe straps and a UMB mounting bracket, which must be ordered separately.

KIT DESCRIPTION

	HAK-C-100	HAK-JB3-100
	1 HAK subassembly: sealing fitting, nipple, and plugs 1 union 1 packing fiber 1 sealing compound 1 tubing clamp 1 compression gland with screws 1 compression gland with threaded inserts 5 grommets (B,C,E,K,R) 1 flex tube 1 terminal block (maximum: 6 AWG wire) 2 black heat-shrinkable tubes 1 clear yellow heat-shrinkable tube 1 green/yellow tube 1 CS-100 core sealer	1 coated aluminum housing 3 ¾-in (19 mm) NPT entries 2 plugs 1 grounding bar kit

Note: Connection kit, junction box, mounting bracket, and pipe strap sold separately

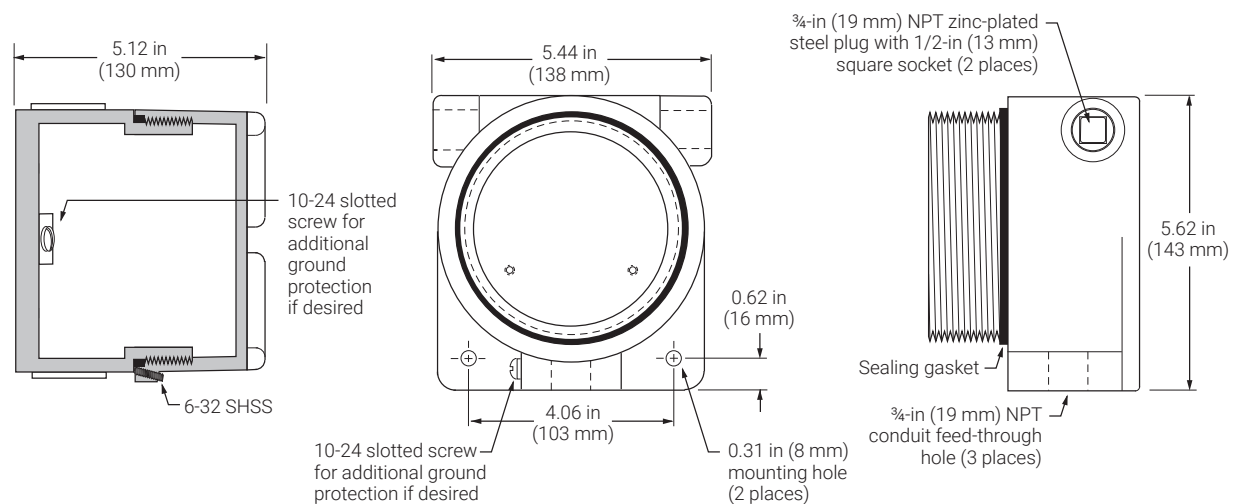
APPROVALS

	HAK-C-100	HAK-JB3-100
	Hazardous Locations  Class I, Div. 1, Groups B, C, D Class II, Div. 1, Groups E, F, G Class III  ⁽¹⁾ CL I Div. 1 GRP B C D CL I ZN 1 GRP IIC ZN1* CL II/III Div. 1 GRP EFG ZN 21 IIIC ZN21*	 Class I Div. 1 Group B, C, D Class II/ III Div.1 Group E, F, G  Class I Group B, C, D Class II Group E, F, G Class III
	⁽¹⁾ For HTV-CT only (*Per CE Code Table 18)	

ORDERING DETAILS

Catalog number	HAK-C-100	HAK-JB3-100
Part number	014385-000	325925-000
Weight	3.0 lb (1.36 kg)	3.1 lb (1.4 kg)

HAK-JB3-100 JUNCTION BOX DIMENSIONS



MATERIALS REQUIRED PER CONNECTION TYPE

	Number of HAK-C-100 kits required	Number of holes used on the junction box	Universal mounting bracket (UMB)	Pipe strap
Power	1	2	1	1
Splice	2	2	1	1
Tee	3	3	1	1
End seal	1	1	1	1

MATERIALS OF CONSTRUCTION

Junction box	Copper-free aluminum with corrosion-resistant polyester powder coating
--------------	--

North America

Tel +1.800.545.6258
Fax +1.800.527.5703
thermal.info@nVent.com

Europe, Middle East, Africa

Tel +32.16.213.511
Fax +32.16.213.604
thermal.info@nVent.com

Asia Pacific

Tel +86.21.2412.1688
Fax +86.21.5426.3167
cn.thermal.info@nVent.com

Latin America

Tel +1.713.868.4800
Fax +1.713.868.2333
thermal.info@nVent.com



Our powerful portfolio of brands:

CADDY ERICO HOFFMAN RAYCHEM SCHROFF TRACER