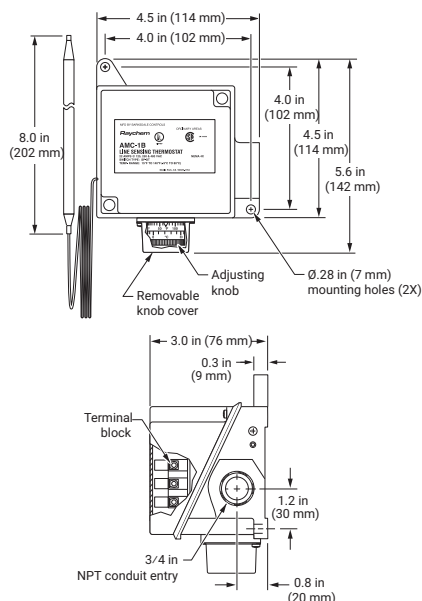
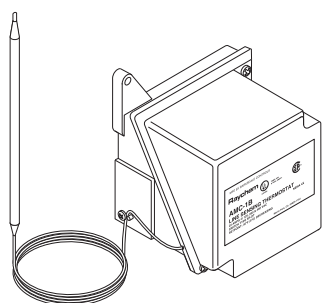


## AMC-1B

### Line-Sensing Thermostat for Nonhazardous Locations Installation Instructions



#### DESCRIPTION

The Raychem AMC-1B thermostat is designed for controlling heat-tracing systems in nonhazardous locations. The AMC-1B can be used to control heat-tracing circuits in a pipe-sensing mode (see Figure 1 on back), to indicate low-temperature (Figure 2) or high temperature (Figure 3) alarm conditions, or to control the coil on a contactor (Figure 4).

#### APPROVALS



#### SPECIFICATIONS

|                         |  |
|-------------------------|--|
| Enclosure               | Type 4X, polyurethane-coated cast-aluminum housing, stainless-steel hardware |
| Entries                 | One 3/4 in. NPT conduit hub  |
| Set point range         | 25°F to 325°F (−4°C to 163°C)  |
| Sensor exposure limits  | −40°F to 420°F (−40°C to 215°C)  |
| Housing exposure limits | −40°F to 160°F (−40°C to 71°C)   |
| Switch                  | SPDT   |
| Electrical rating       | 22 A at 125/250/480 Vac  |
| Accuracy                | ±6°F (±3.3°C)  |
| Deadband                | 2°F to 12°F (1.1°C to 6.7°C) above actuation temperature                     |
| Set point repeatability | ±3°F (±1.7°C)  |
| Sensor type             | Fluid-filled (silicone) bulb and 9 ft (2.7 m) capillary                      |
| Sensor material         | 300 series stainless steel   |
| Connection terminals    | Screw terminals, 10–14 AWG (2–5 mm <sup>2</sup> )                            |

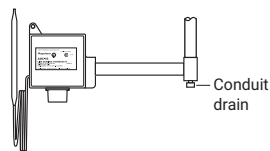
#### WARNING:

This component is an electrical device. It must be installed correctly to ensure proper operation and to prevent shock or fire. Read these important warnings and carefully follow all the installation instructions.

Component approvals and performance are based on the use of specified parts only. Do not use substitute parts or vinyl electrical tape to make connections.

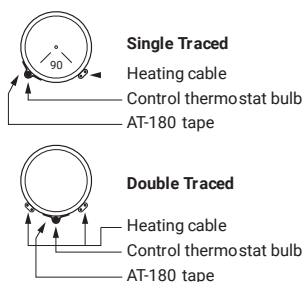
## THERMOSTAT INSTALLATION INSTRUCTIONS

1. Verify that the thermostat is suitable for the area where it is to be installed.
2. Check the line voltage and the heat-tracing load to ensure that the thermostat ratings are not exceeded.
3. Mount the unit using unistrut or the Raychem Universal Mounting Bracket (UMB-263757) in a position that prevents condensation from draining into the enclosure from the connecting conduit (see diagram above).



## POSITIONING THE SENSOR BULB

4. Position the bulb in the lower quadrant of the pipe as shown in the diagrams to the left. Place the bulb at least three feet from pipe supports, valves, or other heat sinks; protect the capillary from kinks or bends less than 1/2 inch in radius.



5. Tape the bulb firmly to the pipe with AT-180 aluminum tape, making sure there is no air space between the bulb and pipe. Do not overlap the bulb and heating cable with the same piece of AT-180 tape.
  6. For metal-tank-wall sensing, use the BCK-35 bulb clamp (purchased separately) and install the clamp per the instructions provided. Make sure there is no air space between the tank wall and the bulb.
- For installation on plastic tanks, contact Chemelex at (800) 545-6258.

## SETTING THE THERMOSTAT

7. Set the thermostat dial to the desired temperature, then finish wiring.
8. Complete insulating. Do not turn the system on until the bulb is covered with thermal insulation.
9. Fill the piping or tank. Once the thermostat has begun to cycle, check the fluid temperature with an immersed thermostat (best for plastic systems) or an accurate temperature indicator. Adjust the dial setting, if necessary.

## WIRING

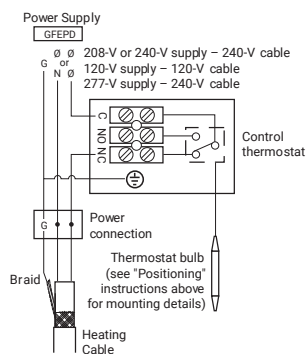


Figure 1. Pipe-sensing

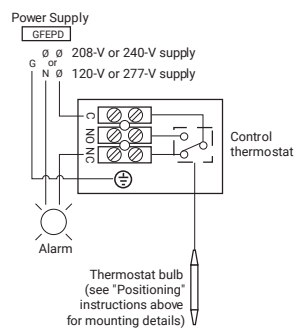


Figure 2. Low-temperature alarm

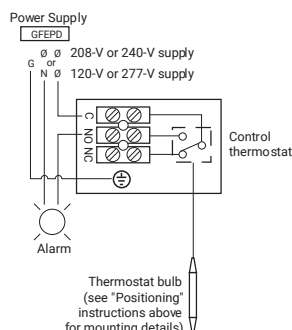


Figure 3. High-temperature alarm

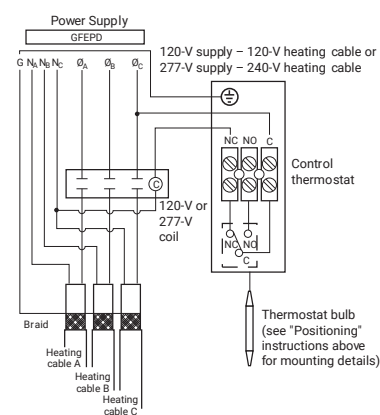


Figure 4. Contract control

For switching heat-tracing loads greater than 22 A or switching multiple heat-tracing circuits.

### North America

Tel +1 800 545 6258  
info@chemelex.com

### Latin America

Tel +1 713 868 4800  
info@chemelex.com

### Europe, Middle East, Africa, India

Tel +32 16 213 511  
Fax +32 16 213 604  
info@chemelex.com

### Asia Pacific

Tel +86 21 2412 1688  
infoAPAC@chemelex.com

**chemelex**  
excellence is everything

**Raychem**

**Tracer**

**Pyrotenax**

**Nuheat**