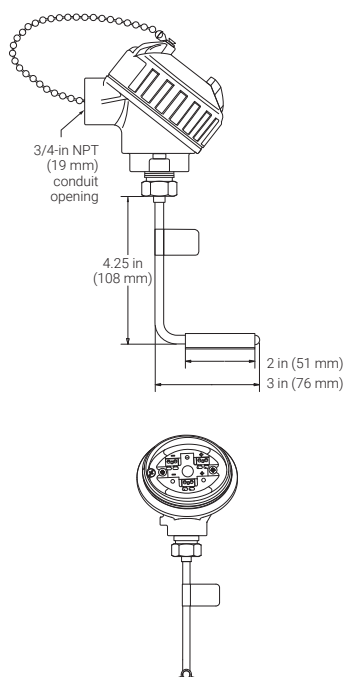
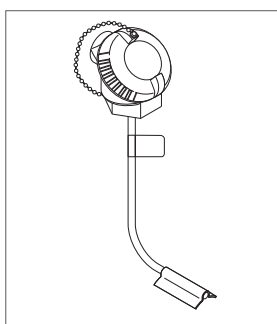


RTD7AL-SS

RTD temperature sensor for temperature measurement up to 900°F (482°C) in division 1 locations Installation Instructions



DESCRIPTION

The Raychem RTD7AL-SS temperature sensor is a three-wire platinum RTD (resistance temperature detector) typically used with monitoring and control systems when accurate temperature control is required. The sensor is explosion proof and approved for Division 1 and 2 hazardous locations. The RTD7AL-SS can be used with a wide variety of Raychem monitoring and control systems.

These installation instructions detail the installation of the RTD7AL-SS in conjunction with existing Raychem component kits.

TOOLS REQUIRED

- 3.5 mm flat-blade screwdriver

ADDITIONAL MATERIALS REQUIRED

- Pipe straps
- Conduit with 16–22 AWG shielded instrument cable or equivalent armored cable

APPROVALS

The RTD7AL-SS is CSA Certified for use in North America by the manufacturer for use in Division 1 and Division 2 hazardous locations as follows:



Class I, Division 1, Groups A, B, C, D
Class II, Division 1, Groups E, F, G
Class I, Division 2, Groups A, B, C, D
Class II, Division 2, Groups E, F, G

KIT CONTENTS

Qty	Description
1	RTD Temperature Sensor

SPECIFICATIONS

Sensor housing	316 stainless steel
Sensor sheath	316 stainless steel
Range	–100 to 900°F (–73 to 482°C) max
Accuracy	±1°F (0.5°C) at 32°F (0°C)
Resistance	100 ohms at 0°C α = 0.00385 ohms/ohm/°C
Connection	3/4 in. NPT conduit hub
Operating Ambient	–40°F to 212°F (–40°C to 100°C) for all gas groups except Group A. –4°F to 212°F (–20°C to 100°C) for gas Group A

WARNING:

This component is an electrical device. It must be installed correctly to ensure proper operation and to prevent shock or fire. Read these important warnings and carefully follow all the

installation instructions. Component approvals and performance are based on the use of specified parts only. Do not use substitute parts or vinyl electrical tape to make connections.

WIRING INFORMATION

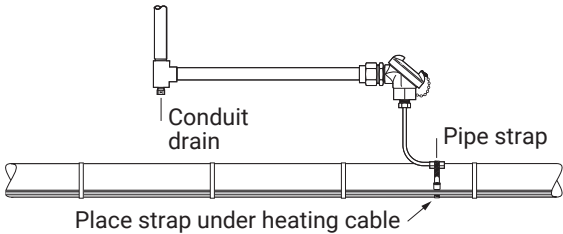
The length of RTD extension wires is determined by the wire gauge used.

To reduce the likelihood that electrical noise will affect temperature measurement, keep RTD extension wires as short as possible.

Use shielded instrument cable such as Raychem MONI-RTD-WIRE (22AWG, PVC insulation, -30°F to 140°F, -20°C to 60°C) or Belden 83553 (22 AWG, FEP insulation, -95°F to 395°F, -70°C to 200°C).

Maximum RTD extension wire length		
AWG	Feet	(meters)
16	4500	(1400)
18	2800	(880)
20	1800	(550)
22	1100	(340)

RTD DIRECT CONNECTION

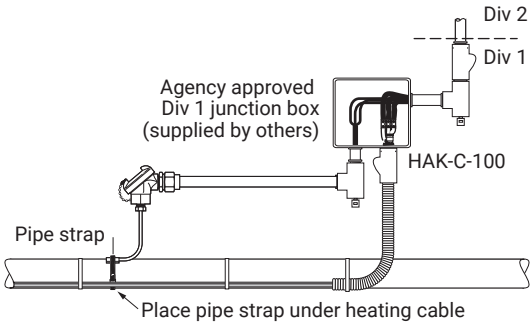


C1D1 INSTALLATION WITH HEATING CABLE

Electrical Wiring Notes:

Most electrical codes (such as NEC 725-15) permit Class 1 circuits to occupy the same cable, enclosure, or raceway without regard to whether the individual circuits are alternating current or direct current, providing all conductors are insulated for the maximum voltage of any conductors in the cable, enclosure or raceway.

- Additional Materials Required**
- Approved junction box (supplied by others)
 - HAK-C-100
 - Pipe straps



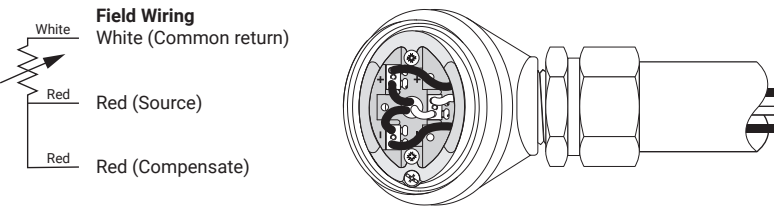
RTD7AL WIRING

Connect the wires as shown.

1 **Note:** Ground RTD extension wire shield at one end only, preferably at Raychem electronics end.

2 **Note:** RTD housing must be properly grounded using the screw provided.

Electrical schematic of RTD



North America

Tel +1 800 545 6258
info@chemelex.com

Latin America

Tel +1 713 868 4800
info@chemelex.com

Europe, Middle East, Africa, India

Tel +32 16 213 511
Fax +32 16 213 604
info@chemelex.com

Asia Pacific

Tel +86 21 2412 1688
infoAPAC@chemelex.com

chemelex
excellence is everything

Raychem Tracer Pyrotenax Nuheat