


PSA Solutions: Enclosure Modification Centers



Your Productivity – our Priority



**INCREASE
PRODUCTIVITY
UP TO 40%**



**SLASH TIME
AND COSTS
BY UP TO 75%**



**DELIVER
UNCOMPROMISING
QUALITY**

Your success is our business.

We are committed to helping you be more productive and profitable. Our comprehensive portfolio of nVent HOFFMAN Panel Shop Automation solutions are designed to help you.

Get the automated edge

Our Panel Shop Automation solutions simplify electrical engineering and drive productivity. They can help you precisely machine holes and cutouts, optimize DIN rail and cable duct cutting, and reduce wire processing time up to 75%.

All so you can be more competitive and efficient – and do more business faster.

WHY AUTOMATE MODS?

ELIMINATE TIME-CONSUMING & COSTLY MANUAL METHODS

MEASURING



CUTTING & DRILLING



EASY TO USE




CAD system and integrated library with enclosures and symbols to make drawings fast and easily, to be automatically converted to machine code.



State-of-the-art controls from Beckhoff® or Siemens®.


BEST-IN-CLASS CUTTING SPEEDS



High frequency spindle drive enables precise and fast material processing.



Minimal lubrication system extends tool life without creating a mess.



ModCenter

Modifications
made easy



- ✓ Reduce lead times
- ✓ Improve quality
- ✓ Lower costs



CUT-OUTS



HOLES



THREADING

Our ModCenters are recognized as the most versatile automated modification solutions for machining electrical control panels and enclosures.

Eliminate time-consuming manual methods and streamline the way you work. Our ModCenters automate the machining of precise, repeatable cut-outs, drill-holes and threaded holes for a wide range of materials, and can perform all necessary drilling, milling, tapping, circular milling and engraving.

In addition, our versatile fixation systems make it easier and safer to process one or multiple enclosures, panels or mounting plates.


Choose the ModCenter ideally suited for your business. They come in a range of models, based on the size of the machinable surface.

SAVE
UP TO **80%**
IN TIME & COST

PAYBACK **ONLY 12** ENCLOSURES
PER MONTH


Actual savings are dependent on a variety of factors. Shown above is a good faith estimate, based upon 12 standard enclosures per month.

REPEATABILITY PRECISION



Ball screw spindles deliver precise holes and cutouts, supporting low vibration, high tool life and a long service life.

LARGEST SIZE HANDLING CAPABILITY



- One- and two-door models accommodate broadest range of enclosure dimensions.
- Four ModCenter models to choose from with interior clearance for enclosure handling up to 2362 x 2288 mm.

Learn more about our
Panel Shop
Automation Solutions



Our powerful portfolio of brands:

CADDY ERICO HOFFMAN ILSCO SCHROFF TRACHTE