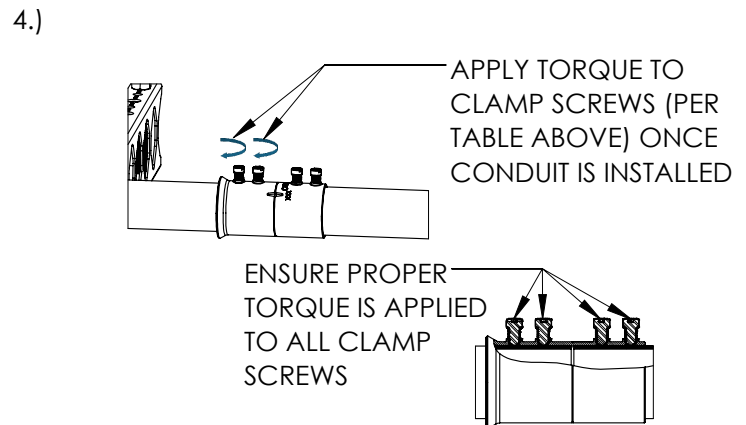
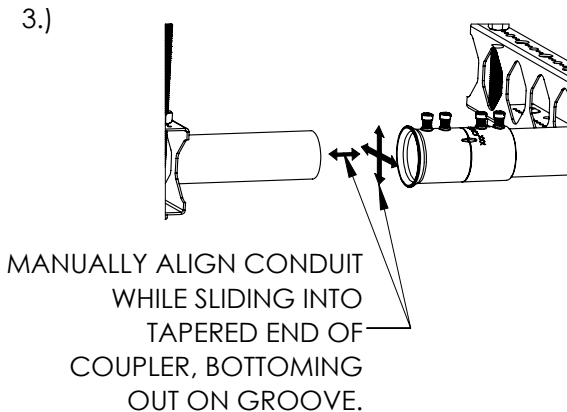
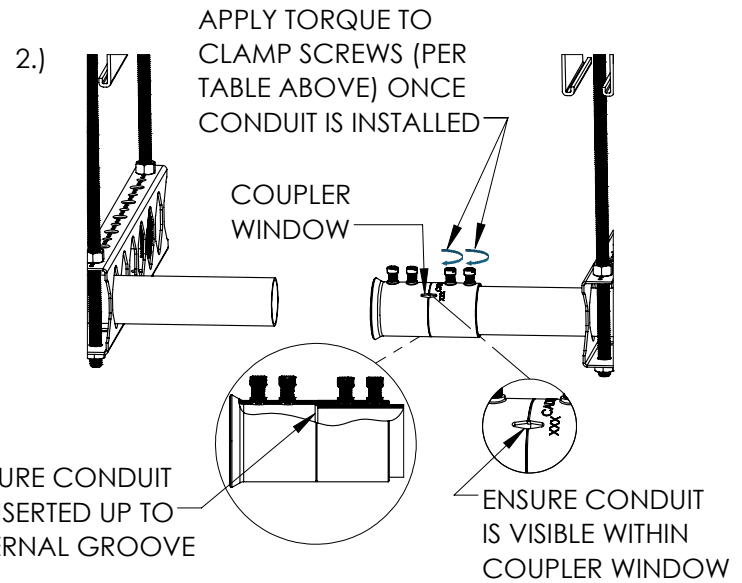
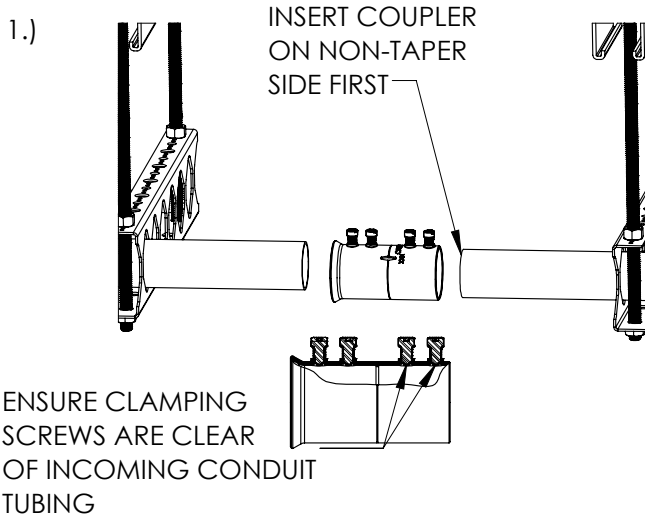
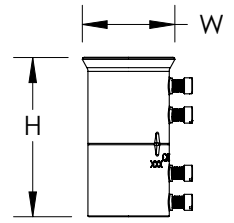


nVent CADDY CABLE MANAGEMENT FLARED COUPLER (FC)

PART NUMBER	DESCRIPTION	CLAMPING SCREW TORQUE	HEIGHT (IN)	WIDTH (IN)
FC0075	3/4" COUPLER	35 in-lb (3.96 N-m)	2.185	1.519
FC0100	1" COUPLER	35 in-lb (3.96 N-m)	2.720	1.777
FC0125	1-1/4" COUPLER	35 in-lb (3.96 N-m)	3.325	1.930
FC0150	1-1/2" COUPLER	35 in-lb (3.96 N-m)	3.872	2.390
FC0200	2" COUPLER	35 in-lb (3.96 N-m)	4.187	2.852
FC0250	2-1/2" COUPLER	160 in-lb (18.1 N-m)	4.828	3.687
FC0300	3" COUPLER	160 in-lb (18.1 N-m)	4.999	4.319
FC0350	3-1/2" COUPLER	160 in-lb (18.1 N-m)	5.479	4.824
FC0400	4" COUPLER	160 in-lb (18.1 N-m)	5.675	5.330



NOTE: UL Certification:

- 3/4" thru 2" Trade Sizes are UL listed in FKAV/7.E540880
- 2-1/2" thru 4" Trade Sizes are UL listed in DWTT/7.E541100

WARNING:

1. nVent products shall be installed and used only as indicated in nVent product instruction sheets and training materials. Instruction sheets are available at www.nVent.com and from your nVent customer service representative.
2. nVent products must never be used for a purpose other than the purpose for which they were designed or in a manner that exceeds specified load ratings.
3. All instructions must be completely followed to ensure proper and safe installation and performance.
4. Improper installation, misuse, misapplication or other failure to completely follow nVent's instructions and warnings may cause product malfunction, property damage, serious bodily injury and/or death, and void your warranty.
5. Products that are manufactured using spring steel components shall be used only in a non-corrosive indoor environment.
6. All pipe supports, hangers, intermediate components and structural attachments must ONLY be used as described herein and are NEVER to be used for any other purpose.

NOTE: All load ratings are for static conditions and do not account for dynamic loading such as wind, water or seismic loads, unless otherwise noted.

The customer is responsible for:

- a. Conformance to all governing codes.
- b. The integrity of structures to which the products are attached, including their capability of safely accepting the loads imposed, as evaluated by a qualified engineer.
- c. Using appropriate industry standard hardware as noted above.

SAFETY INSTRUCTIONS:

All governing codes and regulations and those required by the job site must be observed. Always use appropriate safety equipment such as eye protection, hard hat, and gloves as appropriate to the application.


nVent, nVent CADDY, nVent ERICO Cadweld, nVent ERICO Critec, nVent ERICO, nVent ERIFLEX, and nVent LENTON are owned by nVent or its global affiliates. All other trademarks are the property of their respective owners. nVent reserves the right to change specifications without prior notice.

TECHNICAL SUPPORT:
www.nVent.com

89244807_B

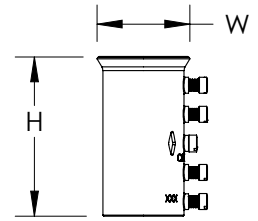
1 OF 2

© 2024 nVent All Rights Reserved

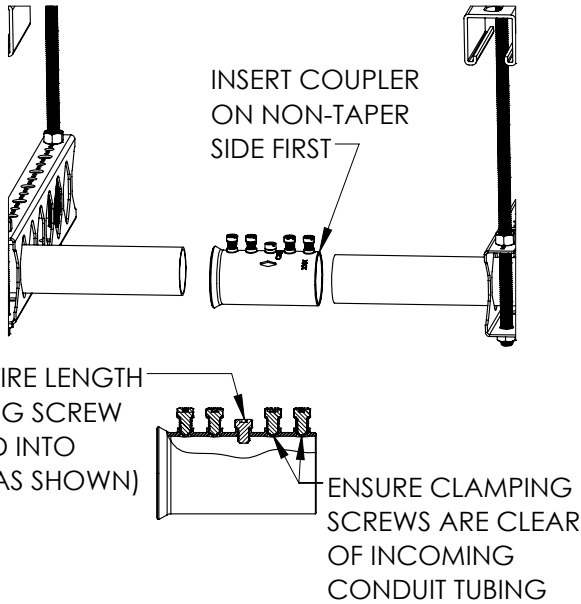


nVent CADDY CABLE MANAGEMENT SLIP COUPLER (SC)

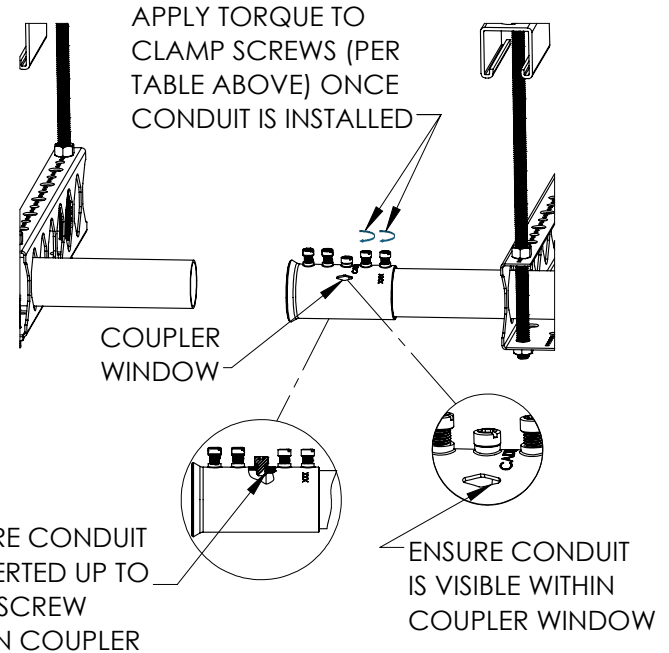
PART NUMBER	DESCRIPTION	CLAMPING SCREW TORQUE	HEIGHT (IN)	WIDTH (IN)
SC0075	3/4" COUPLER	35 in-lb (3.96 N-m)	2.185	1.519
SC0100	1" COUPLER	35 in-lb (3.96 N-m)	2.720	1.777
SC0125	1-1/4" COUPLER	35 in-lb (3.96 N-m)	3.325	1.930
SC0150	1-1/2" COUPLER	35 in-lb (3.96 N-m)	3.872	2.390
SC0200	2" COUPLER	35 in-lb (3.96 N-m)	4.187	2.852
SC0250	2-1/2" COUPLER	160 in-lb (18.1 N-m)	4.828	3.687
SC0300	3" COUPLER	160 in-lb (18.1 N-m)	4.999	4.319
SC0350	3-1/2" COUPLER	160 in-lb (18.1 N-m)	5.479	4.824
SC0400	4" COUPLER	160 in-lb (18.1 N-m)	5.675	5.330



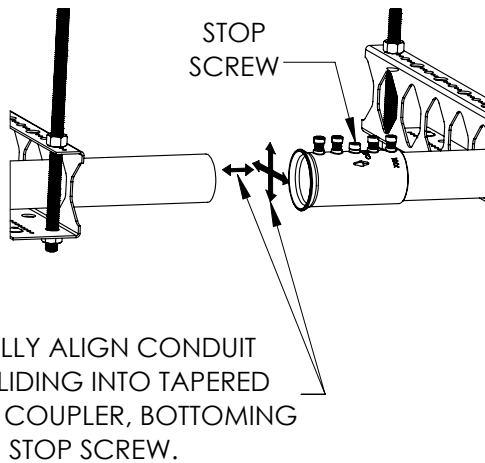
1.)



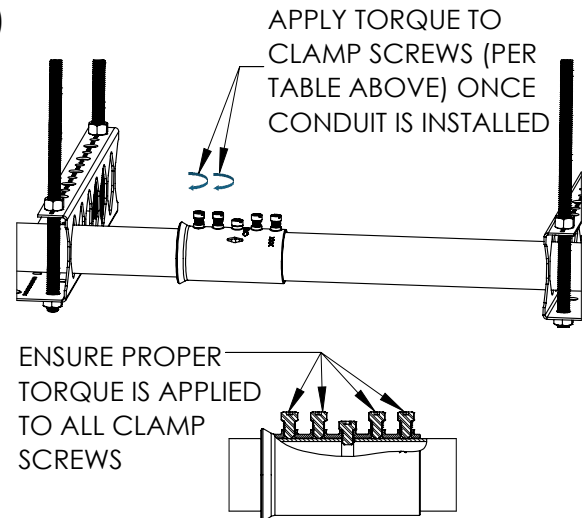
2.)



3.)



4.)



NOTE: UL Certification:

- 3/4" thru 2" Trade Sizes are UL listed in FKA V/7.E540880
- 2-1/2" thru 4" Trade Sizes are UL listed in DWTT/7.E541100