

# TDL Compact Four Pole Distribution Block, 400 A



## CERTIFICATIONS



## CARATTERISTICI

Connect nVent ERIFLEX Flexibar, insulated braided conductor or cable with lug on line side

Tinned copper bars allows for copper or aluminum cable

Transparent protection covers

Easy and safe connections

Easily clips onto DIN rail or mounts to panel with screws

Solid bars provide reliability

Input separated from outputs

Supports wiring from both sides

Design allows for visual inspection of conductor and confirmation of connection

Large end terminals

High percentage of fill ratio

Wiring with or without terminal

RoHS compliant

Conforms to EN 45545 obtaining an HL3 classification for chapter R23 and HL2 classification for chapter R22

Halogen free

## SPECIFICAȚII

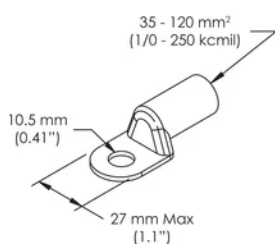
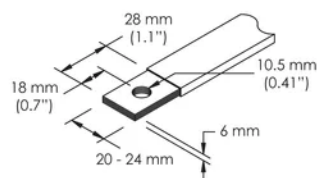
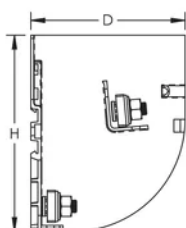
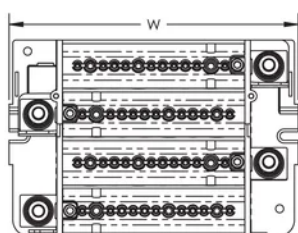
Număr de catalog	TDL-400A
Article Number	563995
Material	Copper Thermoplastic
Finish	Tinned
Max Current Rating, IEC	400A
Max Current Rating, UL/CSA	400A
Short Term Withstand Current (Icw) 1s	23kA
Peak Short Circuit Current (Ipk)	51kA
Max Working Voltage, IEC (Ui)	1000 1500
Max Working Voltage, UL (Vin)	600
Line Side Number of Connections	1
Line Side Compact Stranded Wire Size	35 - 120 mm <sup>2</sup>
Line Side Conductor Width	20 - 24 mm
Line Side Stranded Wire Size - Ferrule	35 - 120 mm <sup>2</sup>
Line Side Wire Size	1 - 250
Load Side Number of Connections	14
Load Side Compact Stranded Wire Size	(1) 10 - 50 mm <sup>2</sup> (2) 10 - 35 mm <sup>2</sup> (4) 6 - 25 mm <sup>2</sup> (7) 2,5 - 16 mm <sup>2</sup>
Load Side Stranded Wire Size - Ferrule	(1) 10 - 35 mm <sup>2</sup> (2) 10 - 25 mm <sup>2</sup> (4) 6 - 16 mm <sup>2</sup> (7) 2,5 - 10 mm <sup>2</sup>
Load Side Wire Size	(1) #6 - 1/0 (2) #8 - #1 (4) #10 - #3 (7) #10 - #5
Depth (D)	121mm
Height (H)	156 mm
Width (W)	224 mm
Unit Weight	1.69 kg
Enclosure Rating	IP 10
Flammability Rating	UL® 94V-0
Complies With	IEC® 60947-7-1

## DETALII SUPLIMENTARE DESPRE PRODUS

Line side and load side number of connections are per pole.

Design Guideline for Distribution Blocks, Power Blocks and Power Terminals										
Derating according to Ambient* Temperature (°C) to maintain working temperature of 85°C										
Ambient Temperature (°C)	30°	35°	40°	45°	50°	55°	60°	65°	70°	75°
Derating Coefficient (d)	1	1	1	0.94	0.88	0.82	0.75	0.67	0.58	0.47
*environment around the terminal blocks inside the enclosure										

## DIAGRAMS



## AVERTIZARE

Produsele nVent trebuie instalate și utilizate numai așa cum este indicat în fișele de instrucțiuni și materialele de formare ale nVent. Fișele de instrucțiuni sunt disponibile pe [www.nvent.com](http://www.nvent.com) și de la reprezentantul dvs. de servicii clienți nVent. O instalare incorectă, o utilizare abuzivă, o aplicare greșită sau orice altă lipsă de respectare completă a instrucțiunilor și avertismentelor nVent poate duce la defectarea produsului, la deteriorarea proprietății, la răniri corporale grave și moarte și/sau poate anula garanția dvs.

**North America**

+1.800.753.9221

Option 1 – Customer Care

Option 2 – Technical

Support

**Europe**

Netherlands:

+31 800-0200135

France:

+33 800 901 793

**Europe**

Germany:

800 1890272

Other Countries:

+31 13 5835404

**APAC**

Shanghai:

+ 86 21 2412 1618/19

Sydney:

+61 2 9751 8500



Portofoliul nostru puternic de mărci:

**CADDY**

**ERICO**

**HOFFMAN**

**ILSCO**

**SCHROFF**

**TRACHTE**