

NGC-30/NGC-40 System Panels and Skids



The Raychem FLEX Series of NGC-30 and NGC-40 heat tracing control and monitoring systems are designed to optimize panel configurations and meet customer project needs by reducing production lead times and simplifying design options. The FLEX Series takes advantage of standard components including Hazardous area C1Z2 circuit breakers, Type 4X enclosures, hazardous rated transformers and steel frames for use in hazardous and non-hazardous areas. The FLEX series panels and skids make the design and procurement process simple and easy.

FEATURES

- Standardized designs and components reduce lead times
- Uses internal encapsulated breakers for hazardous applications, eliminating the requirement for separate explosion proof panelboards or Z-Purge Systems
- Panel can be pre-wired to a transformer and skid mounted, drastically reducing construction time in the field
- Panels of up to 20 circuits can also be wall mounted, minimizing installed footprint

Flex Series Design Options and Specifications

ELECTRIC HEAT TRACING CONTROL SYSTEM

The FLEX series EHT panels and skids incorporate either the NGC-30 or NGC-40 control and monitoring systems to provide the highest reliability, performance and safety in heat tracing control applications. Both electronic multi-point systems provide energy efficient control modes such as PASC (Proportional Ambient Sensing Control), advanced monitoring and diagnostic capabilities, state-of-the-art touch screen interfaces to facilitate easy programming, and value added accessories to provide significant cost savings to a project. Both the User Interface Terminal (NGC-30) and the Touch1500 (NGC-40) provide the ability to monitor and configure the systems either locally or remotely.

APPROVALS

UL508A, ISA 12.12.01, CSA C22.2 #286, CSA C22.2 #213, CSA C22.2 #30, UL1203

ENCLOSURE

- Type 4X, 304 stainless steel

WIRING AND TERMINATIONS

- Field Power Termination 300/600 VAC Screw Type #20 AWG - #6 AWG
- Transformer Termination Screw Type #6 AWG – 250 kcmil
- Multi-level terminal blocks

POWER DISTRIBUTION

- Internal DIN-rail encapsulated circuit breakers (for hazardous applications) or non-encapsulated (for non-hazardous applications)
- Rigid galvanized conduit
- Up to 40 AMP, 1, 2 and 3 Pole breakers depending on total number of circuits and Solid-State Relays (SSRs)

TRANSFORMERS

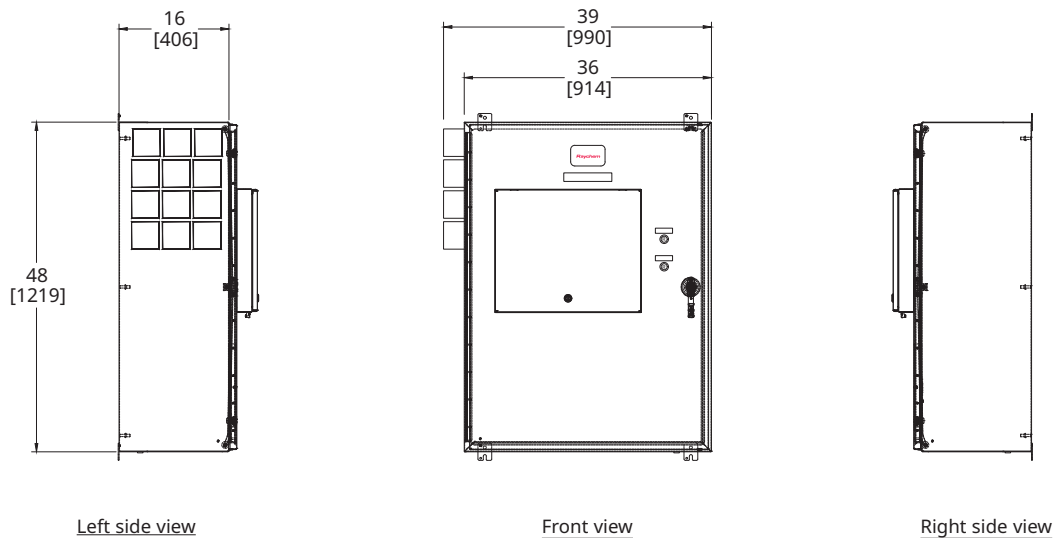
- Encapsulated or Ventilated Transformer
- Type 3R
- 30 - 150 kVA
- 600 - 480/277, 600 - 208/120, 480 - 480/277, 480 - 208 / 120 VAC, 60 Hz
- 115°F rise, 220°F Insulation Class (CSA CERTIFIED LR34493, UL LISTED-E348963)

OPTIONS/UPGRADES

- Hazardous Rated Encapsulated Main Circuit Breaker (only available in larger enclosure): 60, 80, 100, 125, 150, 175, 200 and 225 AMP
- Up to 8 I/O Modules (only available with NGC-40)
- Up to 3 RMMs
- Additional circuit breakers installed for non-EHT circuits
- 6 or 12 inch [153 or 305 mm] Floor Stands
- User Interface: Touch 1500 (only available with NGC-40), UIT (only available with NGC-30)
- Configurations available as standalone panels or skid mounted with or without transformer (skid can have mirrored controller/transformer placement)
- Ambient RTD Installed on the panel
- Roof

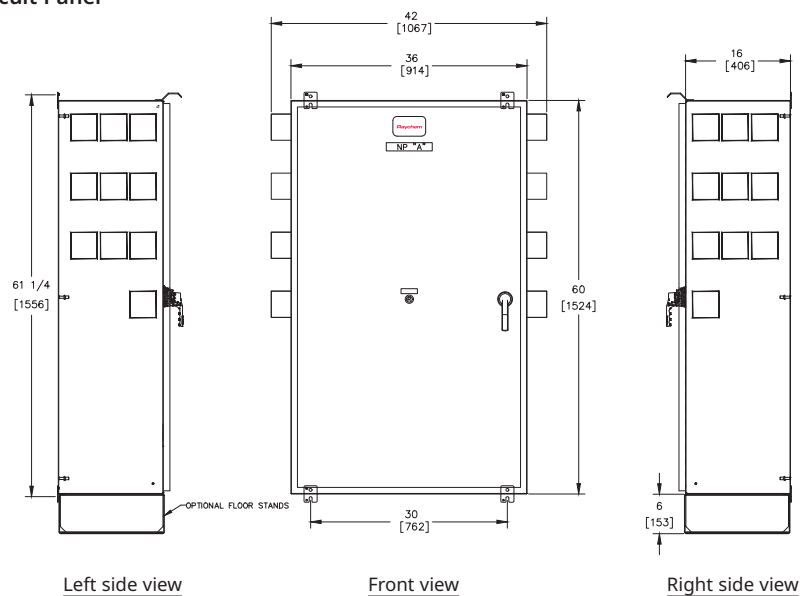
1

Up to 12 EHT Circuit Panel



2

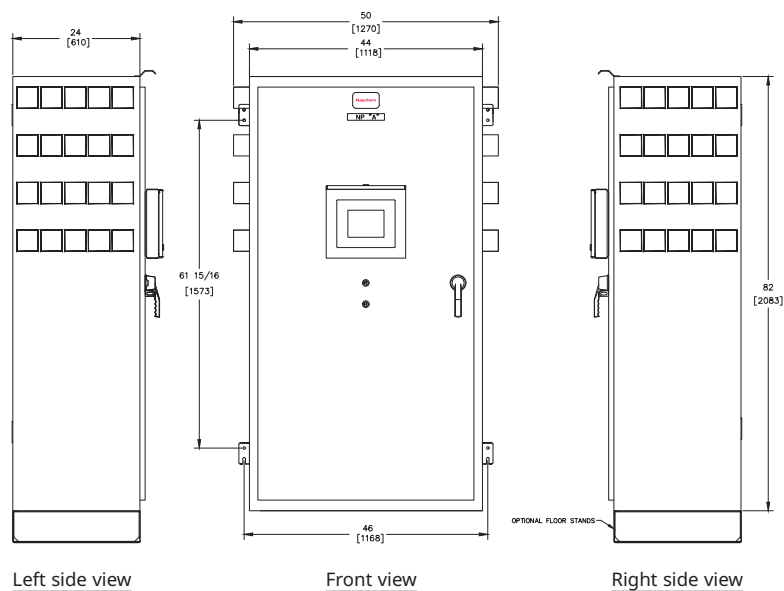
Up to 20 EHT Circuit Panel



Approximate weight:
Enclosure - 300 lbs./136 kg

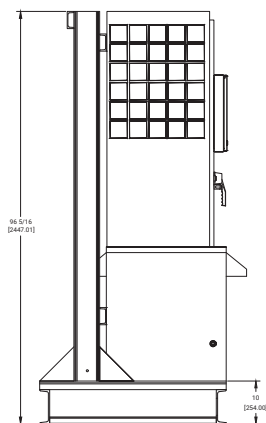
3

Up to 40 EHT Circuit Panel

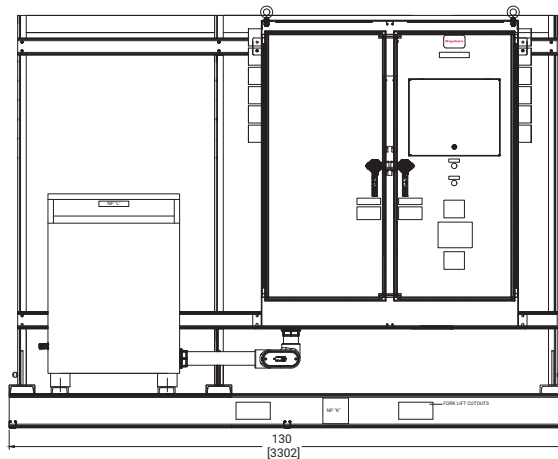


4

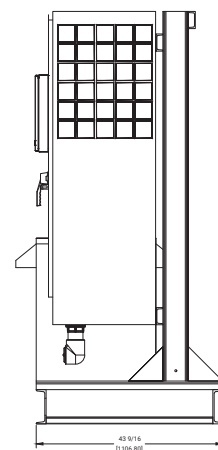
Up to 60 EHT Circuit Skid



Left side view



Front elevation



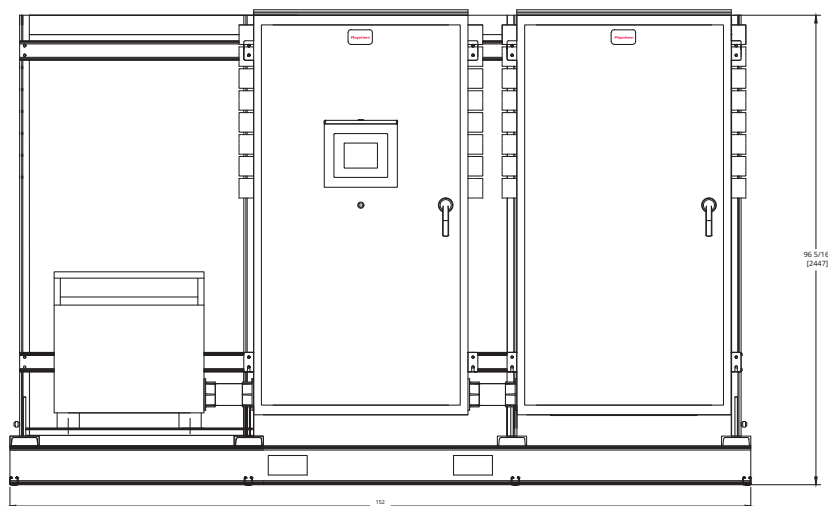
Right side view

Approximate weight:
Enclosure - 1200 lbs. / 544 kg
Rack - 1000 lbs. / 454 kg

Transformer - 650 lbs. / 295 kg
Roof - 300 lbs. / 130 kg

5

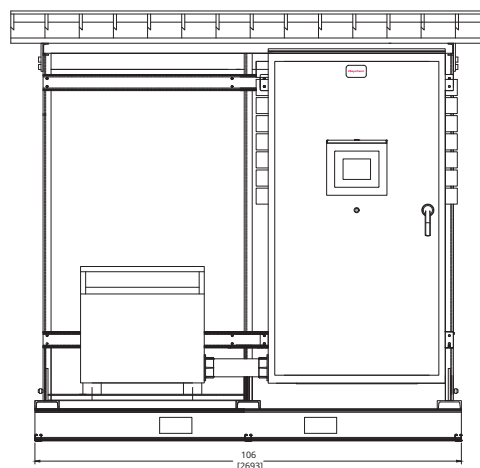
Up to 80 EHT Circuit Skid



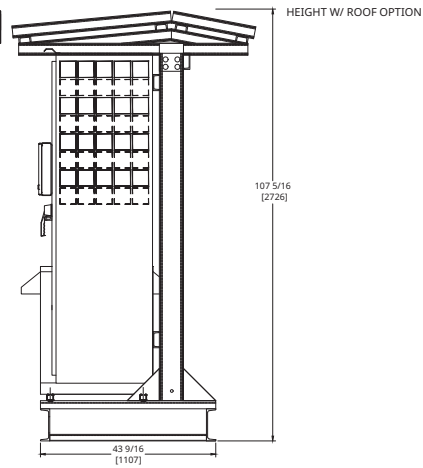
Approximate weight:
Enclosure - 1800 lbs. / 816 kg
Rack - 1000 lbs. / 454 kg
Transformer - 650 lbs. / 295 kg
Roof - 300 lbs. / 136 kg

6

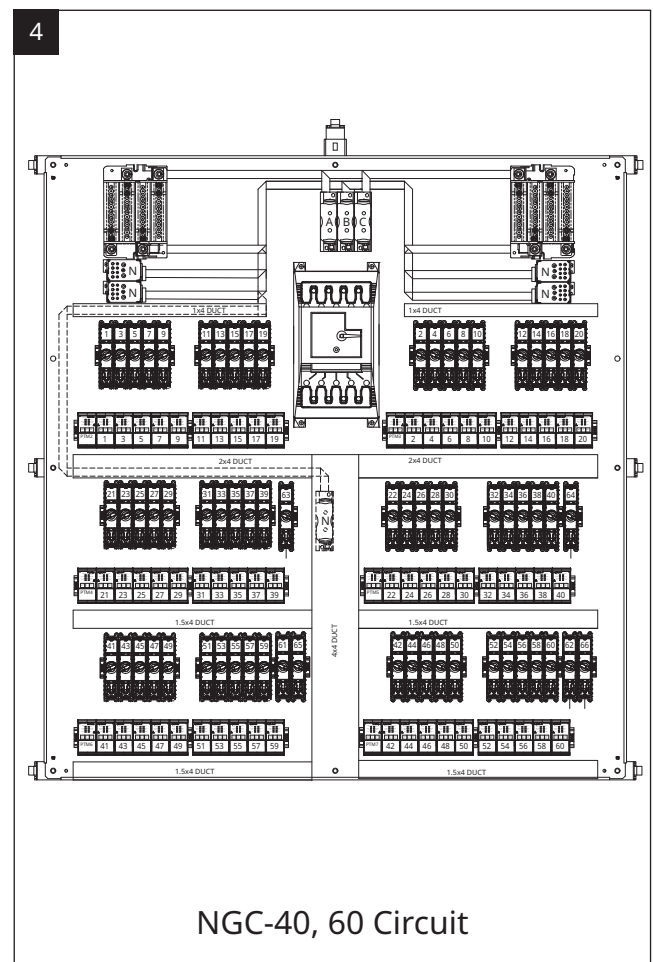
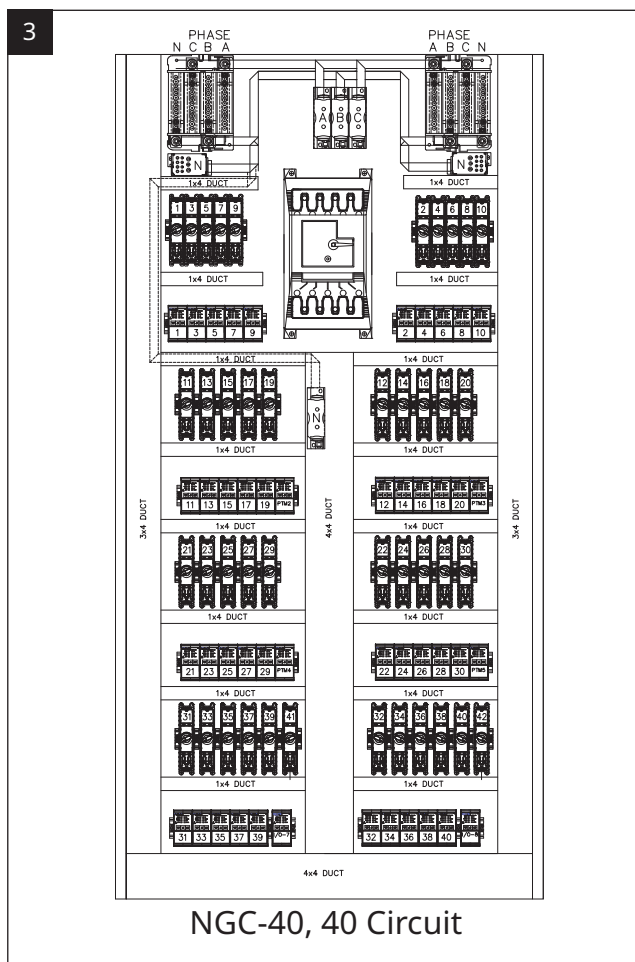
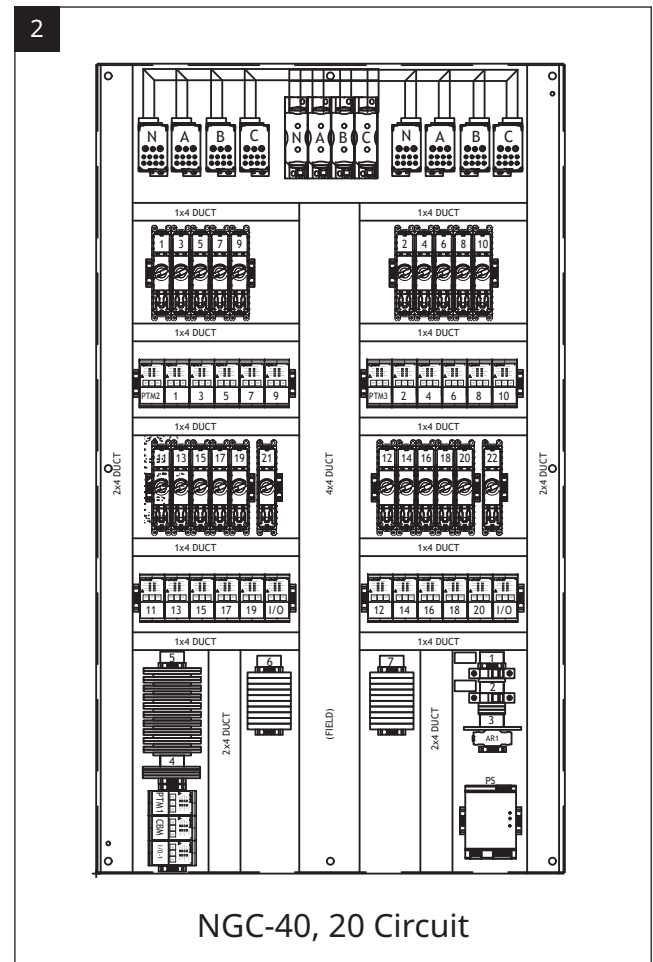
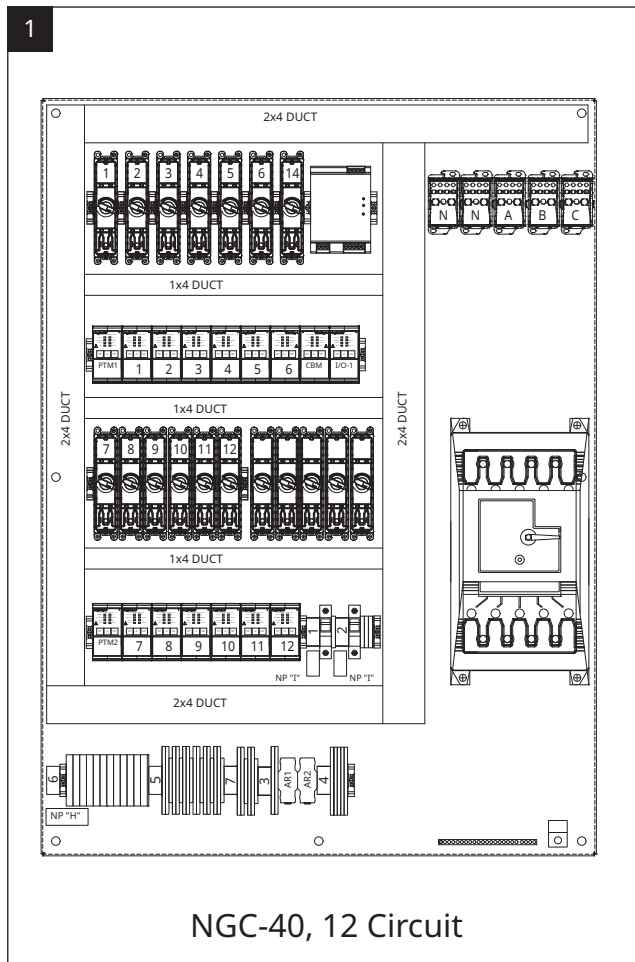
Roof



Front view



Right side view



For further details specific to each of the configurations above, contact your Chemelex sales representative for sample drawings.

ORDERING INFORMATION

The FLEX series utilizes standardized designs to maximize production capacity and shorten lead times at a more competitive industry price. Fabrication drawing packages are available with more detailed specifications from your local Chemelex sales representative.

North America

Tel +1 800 545 6258
info@chemelex.com

Latin America

Tel +1 713 868 4800
info@chemelex.com

Europe, Middle East, Africa, India

Tel +32 16 213 511
Fax +32 16 213 604
info@chemelex.com

Asia Pacific

Tel +86 21 2412 1688
infoAPAC@chemelex.com



Raychem Tracer Pyrotenax Nuheat