We connect and protect

# nVent ERIFLEX FleXbus Support Kit on Edge 3 Poles, Neutral



## CERTIFICATIONS

## FEATURES

- Adjustable clip adapts to support different conductor thicknesses (open/closed position)
- Strong, mechanical resistance and short-circuit tested as per IEC 61914 up to 67kA rms – 147kA Peak
- Adjustable distance between each conductor (12,5 mm pitch)
- Installation side-by-side or on top
- For use with 3P configuration
- Mounting options for ceiling or wall
- Mounting options for different cable trays types
- Mounting options for horizontal or vertical orientations

## SPECIFICATIONS

| | |
|---|---|
| **Insulation Voltage:** | 1000;1500 |
| **Dielectric Strength, UL:** | 1500;1500 |
| **Dielectric Strength, IEC 61439.1:** | 3500 VAC @ 1 min |
| **Finish:** | Electrogalvanized |
| **Material:** | Glass Fibre Reinforced Polyamide;Steel |

| | |
|---|---|
| **Complies With:** | IEC® 60695-2-11 (Glow Wire Test 960 °C);IEC® 61439.1;IEC® 61914 |
| **Halogen Free Rating:** | IEC® 60754-1 |
| **Low Smoke Rating:** | ISO 5659-2 |
| **Flammability Rating:** | UL® 94V-0 |
| **Working Temperature:** | -40 to 130 °C |

Table 1/1

| Catalog Number | Article Number | A | Depth (D) | Height (H) | Conductor Size | Unit Weight |
|---|---|---|---|---|---|---|
| FLEXSUPEDG50TN | 508102 | 87.5 mm | 78.5mm | 123.5 mm | 220 mm², 360 mm², 545 mm², 640 mm² | 1.33 kg |
| FLEXSUPEDG100TN | 508104 | 100 mm | 78.5mm | 175.5 mm | 960 mm², 1280 mm², 1810 mm² | 2 kg |

**Installation Standard:** AS 3008;BS 7671;CEI 64-8;CSN;DIN VDE 0100;HD 384;IEC® 60364

## ADDITIONAL PRODUCT DETAILS

Support kit and aluminum profile are sold separately.

When cable tray is used, we recommend installing a FleXbus Support at each extremity, in order to protect the FleXbus Conductor against potential sharp edges of the cable tray.

For ease of installation of the FleXbus Conductors on cable trays, we recommend using cantilever systems in order to have easy and direct access during installation phases.

## DIAGRAMS

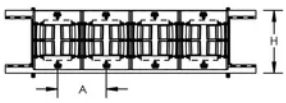


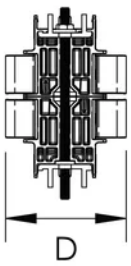


## WARNING

nVent products shall be installed and used only as indicated in nVent's product instruction sheets and training materials. Instruction sheets are available at www.nvent.com and from your nVent customer service representative. Improper installation, misuse, misapplication or other failure to completely follow nVent's instructions and warnings may cause product malfunction, property damage, serious bodily injury and death and/or void your warranty.

**North America**
+1.800.753.9221
Option 1 – Customer Care
Option 2 – Technical Support

**Europe**
Netherlands:
+31 800-0200135
France:
+33 800 901 793

**Europe**
Germany:
800 1890272
Other Countries:
+31 13 5835404

**APAC**
Shanghai:
+ 86 21 2412 1618/19
Sydney:
+61 2 9751 8500

Our powerful portfolio of brands:

**CADDY ERICO HOFFMAN ILSCO SCHROFF TRACHTE**

©2025 nVent. All nVent marks and logos are owned or licensed by nVent Services GmbH or its affiliates. All other trademarks are the property of their respective owners. nVent reserves the right to change specifications without notice.

This document is system-generated.