We connect and protect

TDL Compact Four Pole Distribution Block, 400 A

CERTIFICATIONS

FEATURES

- Connect nVent ERIFLEX Flexibar, insulated braided conductor or cable with lug on line side
- Tinned copper bars allows for copper or aluminum cable
- Transparent protection covers
- Easy and safe connections
- Easily clips onto DIN rail or mounts to panel with screws
- Solid bars provide reliability
- Input separated from outputs
- Supports wiring from both sides
- Design allows for visual inspection of conductor and confirmation of connection
- Large end terminals
- High percentage of fill ratio
- Wiring with or without terminal
- RoHS compliant
- Conforms to EN 45545 obtaining an HL3 classification for chapter R23 and HL2 classification for chapter R22
- Halogen free

SPECIFICATIONS

Catalog Number	**TDL-400A**
Article Number	563995
Material	Copper Thermoplastic
Finish	Tinned
Max Current Rating, IEC	400A
Max Current Rating, UL/CSA	400A
Short Term Withstand Current (Icw) 1s	23kA
Peak Short Circuit Current (Ipk)	51kA
Max Working Voltage, IEC (Ui)	1000 1500
Max Working Voltage, UL (Vin)	600
Line Side Number of Connections	1
Line Side Compact Stranded Wire Size	35 - 120 mm²
Line Side Conductor Width	20 - 24 mm
Line Side Stranded Wire Size - Ferrule	35 - 120 mm²
Line Side Wire Size	1 - 250
Load Side Number of Connections	14
Load Side Compact Stranded Wire Size	(1) 10 - 50 mm² (2) 10 - 35 mm² (4) 6 - 25 mm² (7) 2,5 - 16 mm²
Load Side Stranded Wire Size - Ferrule	(1) 10 - 35 mm² (2) 10 – 25 mm² (4) 6 - 16 mm² (7) 2,5 - 10 mm²
Load Side Wire Size	(1) #6 – 1/0 (2) #8 - #1 (4) #10 - #3 (7) #10 - #5
Depth (D)	121mm
Height (H)	156 mm
Width (W)	224 mm
Unit Weight	1.69 kg
Enclosure Rating	IP 10
Flammability Rating	UL® 94V-0
Complies With	IEC® 60947-7-1

ADDITIONAL PRODUCT DETAILS

Line side and load side number of connections are per pole.

Design Guideline for Distribution Blocks, Power Blocks and Power Terminals										
Derating according to Ambient* Temperature (°C) to maintain working temperature of 85°C										
Ambient Temperature (°C)	30°	35°	40°	45°	50°	55°	60°	65°	70°	75°
Derating Coefficient (d)	1	1	1	0.94	0.88	0.82	0.75	0.67	0.58	0.47
*environment around the terminal blocks inside the enclosure										

DIAGRAMS

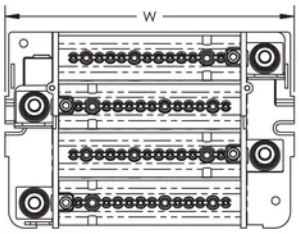

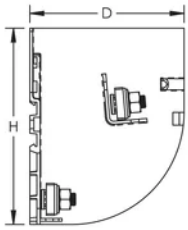

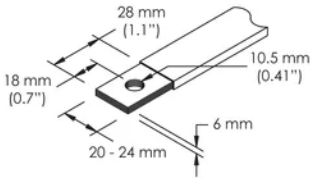

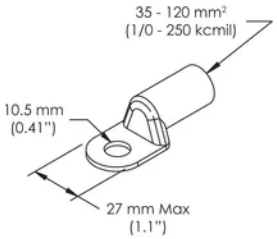

WARNING

nVent products shall be installed and used only as indicated in nVent's product instruction sheets and training materials. Instruction sheets are available at www.nvent.com and from your nVent customer service representative. Improper installation, misuse, misapplication or other failure to completely follow nVent's instructions and warnings may cause product malfunction, property damage, serious bodily injury and death and/or void your warranty.

North America
+1.800.753.9221
Option 1 – Customer Care
Option 2 – Technical Support

Europe
Netherlands:
+31 800-0200135
France:
+33 800 901 793

Europe
Germany:
800 1890272
Other Countries:
+31 13 5835404

APAC
Shanghai:
+ 86 21 2412 1618/19
Sydney:
+61 2 9751 8500

Our powerful portfolio of brands:

CADDY ERICO HOFFMAN ILSCO SCHROFF TRACHTE

©2025 nVent. All nVent marks and logos are owned or licensed by nVent Services GmbH or its affiliates. All other trademarks are the property of their respective owners. nVent reserves the right to change specifications without notice.

This document is system-generated.