We connect and protect

P14 Position Coupler for Cryogenic Applications



The nVent LENTON brand of cryogenic reinforcement splicing systems should be specified whenever cryogenic-grade reinforcing bar is used, or during normal operating or emergency conditions where the temperature falls below -20 °C (-4 °F). By combining the nVent LENTON taper-threaded couplers with state-of-the-art materials, we have developed one of the slimmest couplers on the market, while still maintaining top performance. Typical construction projects include LNG and LPG storage tanks.

FEATURES

- Designed to splice the same diameter bars
- Designed to splice two curved, bent or straight bars, when neither bar can be rotated and where the ongoing bar is free to move in its axial direction
- Improved performance and reliability at cryogenic temperatures (-168 °C / -270 °F)

SPECIFICATIONS

Finish: Plain

Material: Stainless Steel 431 (EN 1.4057)

Table 1/2

Catalog Number	Rebar Size, Metric	Rebar Size, US	Rebar Size, Canada	Diameter (Ø)	Length 1 (L1)	Length 2 (L2)
EL12P14LCRN	12 mm	#4	10M	25 mm	98 mm	103 mm
EL16P14LCRN	16 mm	#5	15M	30 mm	112 mm	117 mm
EL20P14LCRN	20 mm	#6	20M	35 mm	152 mm	161 mm
EL25P14LCRN	25 mm	#8	25M	45 mm	169 mm	178 mm

CatalogNumber	Rebar Size, Metric	Rebar Size, US	Rebar Size, Canada	Diameter (Ø)	Length 1 (L1)	Length 2 (L2)
EL28P14LCRN	28 mm	#9	30M	50 mm	175 mm	184 mm
EL32P14LCRN	32 mm	#10		60 mm	192 mm	201 mm

Table 2/2

Catalog Number	Bar Depth (BD)	Bar Gap 1 (BG1)	Bar Gap 2 (BG2)	Coupler Body (CB)	Unit Weight
EL12P14LCRN	19mm	60mm	65mm	46mm	0.12 kg
EL16P14LCRN	24mm	64mm	69mm	54mm	0.18 kg
EL20P14LCRN	35mm	82mm	91mm	76mm	0.33 kg
EL25P14LCRN	40mm	89mm	98mm	86mm	0.62 kg
EL28P14LCRN	42mm	91mm	100mm	90mm	0.81 kg
EL32P14LCRN	45mm	102mm	111mm	96mm	1.34 kg

Designed to Meet: ACI 318 Type 1 (125% Specified Yield);ACI 318 Type 2 (Specified Tensile);AS3600;BS EN 1992-1-1;DIN EN 1992-1-1;EN 14620-3;Eurocode 2

ADDITIONAL PRODUCT DETAILS

Bar dimensions and weights listed may vary by region. Coupler sizes not shown may be available by special order. Contact your nVent LENTON representative for more information.

DIAGRAMS

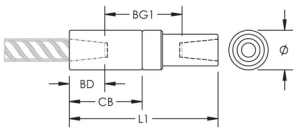

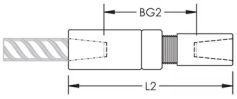

WARNING

nVent products shall be installed and used only as indicated in nVent's product instruction sheets and training materials. Instruction sheets are available at www.nvent.com and from your nVent customer service representative. Improper installation, misuse, misapplication or other failure to completely follow nVent's instructions and warnings may cause product malfunction, property damage, serious bodily injury and death and/or void your warranty.

North America
+1.800.753.9221
Option 1 – Customer Care
Option 2 – Technical Support

Europe
Netherlands:
+31 800-0200135
France:
+33 800 901 793

Europe
Germany:
800 1890272
Other Countries:
+31 13 5835404

APAC
Shanghai:
+ 86 21 2412 1618/19
Sydney:
+61 2 9751 8500

Our powerful portfolio of brands:

CADDY ERICO HOFFMAN ILSCO SCHROFF TRACHTE

©2025 nVent. All nVent marks and logos are owned or licensed by nVent Services GmbH or its affiliates. All other trademarks are the property of their respective owners. nVent reserves the right to change specifications without notice.

This document is system-generated.