



CONNECT AND PROTECT

Product Catalogue

Presenting our wide range of industrial enclosures, climate control, and panel shop automation systems.



HOFFMAN
Previously Eldon





Floor Standing Enclosures

01

Wall Mounted Enclosures

02

Terminal Boxes

03

Human Machine Interface

04

Thermal Management

05

Cable Management

06

General Accessories

07

Panel Shop Automation

08

Product overview

01 | Floor Standing Enclosures



Scan the QR code to see the range's movie presentation

02 | Wall Mounted Enclosures



Scan the QR code to see the range's movie presentation

03 | Terminal Boxes



Scan the QR code to see the range's movie presentation

04 | Human Machine Interface



Scan the QR code to see the range's movie presentation

05 | Thermal Management



Scan the QR code
to see the range's
movie presentation

06 | Cable Management



07 | General Accessories



Scan the QR code
to see the range's
movie presentation

08 | Panel Shop Automation



Scan the QR code
to see the range's
movie presentation

01

Floor Standing Enclosures

10

Mild Steel, Indoor			12
	Combinable	MCS / MCD / MCS-HP	12
		MCF	36
		19", MCI	42
	Compact	MKS / MKD	46
	Accessories		88
Stainless Steel, In/Outdoor			60
	Combinable	MCSS / MCDS / MCSS-HP	60
	Compact	EKSS / EKDS	76
	Accessories		88
Aluminium, Outdoor			234
Double wall	Combinable	ECOM	234
Double wall	Compact	EKOM	238
Single wall	Compact	EKOM-SW	242
	Accessories		249
Galvanized Steel, EMC			252
Galvanized Steel	Combinable	MCSE	252
	Accessories		256

02

Wall Mounted Enclosures

260

Mild Steel			262
	Single door	MAS	262
	Double door	MAD	272
	Panel	MAP	278
	Accessories		300
Stainless Steel			282
	Single door	ASR	282
	Double door	ADR	290
	Single door, Integrated rainhood	AFS	294
	Accessories		300
Polyester			342
Compact	Plain / Transparent door	UCP / UCPT	342
	Accessories		348
Modular	Plain / Transparent door	UDP / UDPT	354
	Accessories		360
Stainless Steel Hygienic Design			368
	Single door	HDW	368
	Accessories		374
Galvanized Steel, EMC			374
Galvanized Steel	Single door	MASE	374
	Accessories		377
Hazardous Location Range	Single door, Stainless steel	EXE-WM	378
	Accessories		379

03

Terminal Boxes

386

Steel			388
	Mild steel terminal box	STB	388
	Stainless steel terminal box	SSTB	390
	Accessories		394
Aluminium			398
	Aluminium terminal box	HALP	398
	Accessories		400
Polyester			402
	Polyester terminal box	MGRP	402
	Accessories		404
ABS			406
	ABS terminal box	DABP	406
	Accessories		409
	ABS small terminal box	SABP	410
	Accessories		413
	ABS large terminal box	OABP	414
	Accessories		417
Polycarbonate			420
	Polycarbonate terminal box	DPCP	420
	Accessories		423
	Polycarbonate terminal box	OPCP	424
	Accessories		427
Hazardous Location Range			430
	Stainless steel terminal box	EXE-SB	430
	Polyester terminal box	EXE-NB	431

04

Human Machine Interface**432**

Mild Steel	Mild steel PC enclosure	MCM	434
	Mild steel console	MPG	438
		MPC	442
	Accessories		462
Stainless Steel	Stainless steel console	MPGS	450
		MPCS	454
	Accessories		462
Swing Arm System	Control enclosure	OICE	468
	Accessories		472
	Control panel	OICP	474
	Accessories		478
Light/Medium Swing Arm System	Light swing arm system	S1	480
	Accessories		482
	Medium swing arm system	S2	490
	Accessories		492

05

Thermal Management**500**

Cooling Units	Vertical cooling unit	Slim Fit	502
	Vertical cooling unit	SpectraCool Narrow	506
	Vertical cooling unit	SpectraCool Indoor/Outdoor SS	508
	Vertical cooling unit	CUVN	510
	Vertical cooling unit	T-Series	512
	Outdoor cooling unit	CUON	514
	Outdoor cooling unit	SpectraCool with advanced corrosion protection	516
	Roof cooling unit	CUH	518
	Thermoelectric coolers	TE	520
Vortex	Vortex cooler	BP	522
	High temperature vortex cooler	HT	526
	Accessories		528
Air-Water Heat Exchangers	Vertical	PWS	530
	Roof	PWD	532
Hazardous Locations Cooling	Hazardous locations cooling units	NHZ	534
	Hazardous locations vortex cooler	VHL	536
Ventilation	Vertical	EF / EFP / EFA / EFAP	538
	Roof	RFU / REU	550
Heating & Anticondensation	Heaters	EGK / EHG / ECH / ECHT	558
	Fanheaters	EGL / EHV / ECR	561
	Drain plug	EDA / EDAS	564
	Pressure compensation	DWP/ PVD	566
Control	Thermostat	EFR / ETR	568
	Hygrostat	ETF	572
Hazardous Locations Heating	Heaters	DAHHL, HLHEAT	574
	Thermostats	HLTSTAT, HLTHERMNC	575

06

Cable Management**576**

Cable Glands		578
Cable Entry Gland Plate		582

07

General Accessories**588**

Lighting		590
Profiles		605
Paint		607
Earthing		608
Documents		612
Busbar system		613


08

Panel Shop Automation**630**

	Enclosure modification centers	MODCENTER	632
	Rail and cable duct cutting machines	NC-CUT	634
	Wire processing machines	PWA 1000 / PWA 5000 / PWA 6000	636









01

Floor Standing Enclosures

1

Mild steel, Indoor

Combinable single/double door, MCS/MCD/MCS-HP	12
Flange mount disconnect, MCF	36
19" ICT rack, MCI	42
Compact single/double door, MKS / MKD	46

Stainless steel, Outdoor

Combinable single/double door, MCSS/MCDS/MCSS-HP	60
Compact single/double door, EKSS/EKDS	76

Aluminium, Outdoor

Combinable, double wall, ECOM	234
Compact, double wall, EKOM	238
Compact, single wall, EKOM-SW	242

Galvanized steel, EMC

Single door, MCSE	252
-------------------------	-----

Accessories

Steel dedicated accessories	88
Mounting plates	90
Profiles	102
Modular system	119
19" mounting	124
Shelves	157
Enclosure fixation	160
Full height doors	172
Locking	188
Interlocking system	200
Partial doors	204
Baying & Lifting	212
Thermal	222
Cabling	225
Earthing	231
Protection	233
Aluminium outdoor dedicated accessories	249
EMC dedicated accessories	256

Floor Standing Enclosures

Steel Range | Mild Steel

Combinable, single door | MCS

IP 55 | TYPE 12, 13 | IK 10



**Material:**

Frame: 1.5 mm painted steel. Door: 2 mm painted steel. Rear, roof and side panels: 1.5 mm painted steel. Mounting plate: 3 mm galvanized steel. Bottom plates: 1 mm galvanized steel.

Frame:

Seam welded reversed open profiles with 25 mm hole pattern, according to DIN 43660. Including integrated external hole pattern.

Door:

Mounted with four hinges allowing left or right hand opening. Including door frame with 25 mm hole pattern.

Rear panel:

Fitted by M6 torx screws. Standard facilities for rear door mounting.

Side panels:

Supplied as an accessory.

Roof panel:

Removable.

Lock:

Espagnolette 4-point locking system. Does not interfere with the enclosure inner space. Standard double-bit lock with 3 mm insert. Standard inserts, cylinders, lift handles and T-handles are available as accessories.

Bottom plates:

Consists of three or four (D>600) pieces.

Mounting plate:

Double folded and slides into position. Adjustable in depth by steps of 25 mm, with the MPD02 accessory. Supplied, attached on the outside of the enclosure packaging.

Earthing:

All panels are earthed through their fittings and are equipped with a separate earthing stud.

Finish:

RAL 7035 structured powder coating.

Protection:

Complies with IP 55 | TYPE 12, 13 | IK 10.

Mounting requirements:

Standard delivery ready for combined installation. For stand-alone installation add side panels.

Delivery:

Frame with fitted door, rear panel, roof panel, bottom plates, mounting plate (not included for PER5 version) and door frame. For 400 mm wide enclosures, a mounting plate, bottom plates and door frame are not included. For enclosures 2200 mm height, delivery includes two CMB profiles mounted in depth. Delivery also includes earthing bolts. Delivered on a pallet which is identical to the width of the enclosure to allow baying without removal. All packing material is recyclable.



Dimensional table | MCS

IP 55 | TYPE 12, 13 | IK 10

With mounting plate

Enclosure dimensions			Mounting plate dimensions		Usable depth	Item no.
H	W	D	h	w	d	
1800	500	500	1694	394	459	MCS18055R5
1800	600	400	1694	494	359	MCS18064R5
1800	600	500	1694	494	459	MCS18065R5
1800	600	600	1694	494	559	MCS18066R5
1800	800	400	1694	694	359	MCS18084R5
1800	800	500	1694	694	459	MCS18085R5
1800	800	600	1694	694	559	MCS18086R5
1800	1000	400	1694	894	359	MCS18104R5
1800	1000	500	1694	894	459	MCS18105R5
1800	1000	600	1694	894	559	MCS18106R5
2000	500	500	1894	394	459	MCS20055R5
2000	600	400	1894	494	359	MCS20064R5
2000	600	500	1894	494	459	MCS20065R5
2000	600	600	1894	494	559	MCS20066R5
2000	600	800	1894	494	759	MCS20068R5
2000	800	400	1894	694	359	MCS20084R5
2000	800	500	1894	694	459	MCS20085R5
2000	800	600	1894	694	559	MCS20086R5
2000	800	800	1894	694	759	MCS20088R5
2000	1000	400	1894	894	359	MCS20104R5
2000	1000	500	1894	894	459	MCS20105R5
2000	1000	600	1894	894	559	MCS20106R5
2000	1000	800	1894	894	759	MCS20108R5
2200	600	600	2094	494	559	MCS22066R5
2200	600	800	2094	494	759	MCS22068R5
2200	800	600	2094	694	559	MCS22086R5
2200	800	800	2094	694	759	MCS22088R5

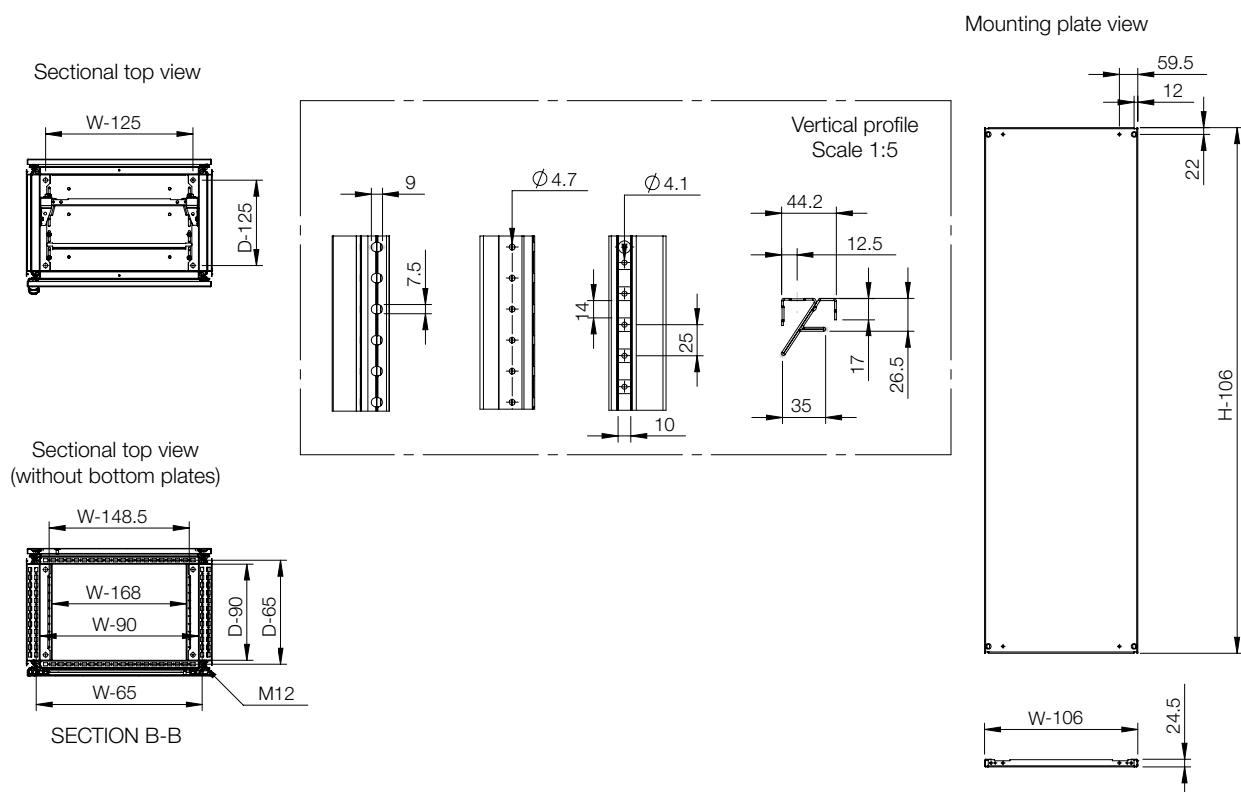
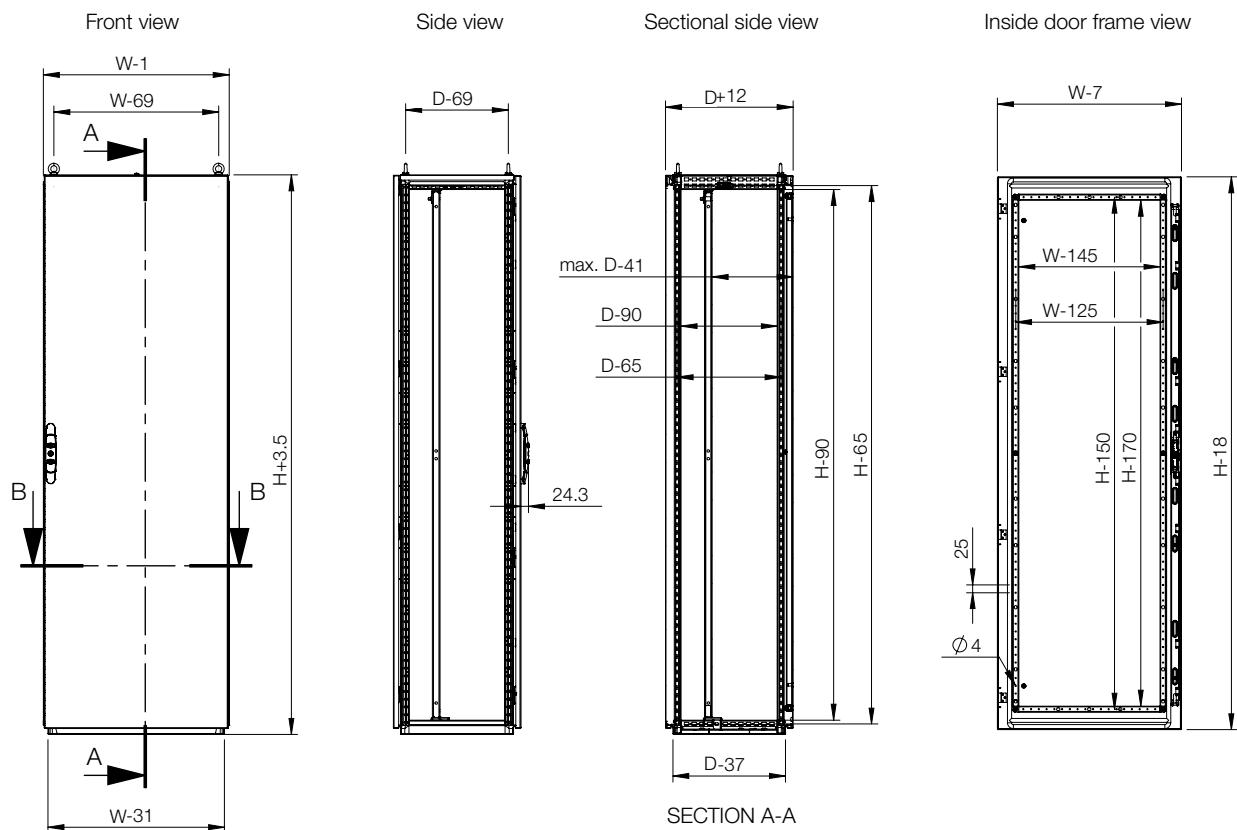
Without mounting plate

Enclosure dimensions			Item no.
H	W	D	
1800	500	500	MCS18055PER5
1800	600	400	MCS18064PER5
1800	600	500	MCS18065PER5
1800	600	600	MCS18066PER5
1800	800	400	MCS18084PER5
1800	800	500	MCS18085PER5
1800	800	600	MCS18086PER5
1800	1000	400	MCS18104PER5
1800	1000	500	MCS18105PER5
1800	1000	600	MCS18106PER5
2000	500	500	MCS20055PER5
2000	600	400	MCS20064PER5
2000	600	500	MCS20065PER5
2000	600	600	MCS20066PER5
2000	600	800	MCS20068PER5
2000	800	400	MCS20084PER5
2000	800	500	MCS20085PER5
2000	800	600	MCS20086PER5
2000	800	800	MCS20088PER5
2000	1000	400	MCS20104PER5
2000	1000	500	MCS20105PER5
2000	1000	600	MCS20106PER5
2000	1000	800	MCS20108PER5
2200	600	600	MCS22066PER5
2200	600	800	MCS22068PER5
2200	800	600	MCS22086PER5
2200	800	800	MCS22088PER5

Cable enclosures: without MP, bottom plates and door frame

Enclosure dimensions			Item no.
H	W	D	
1800	400	400	MCS18044R5
1800	400	500	MCS18045R5
1800	400	600	MCS18046R5
2000	400	400	MCS20044R5
2000	400	500	MCS20045R5
2000	400	600	MCS20046R5
2000	400	800	MCS20048R5

Dimensional drawing | MCS














01

Floor Standing Enclosures













Accessories selection matrix | MCS

										
Enclosure				Mounting						
	H	W	D	Mounting plate	Wide mounting plate *	Transversal sliding profiles	Mounting profile, in H	Mounting profile, in W	Outer mounting profile, in W	Outer mounting profile, in D
MCS18044R5	1800	400	400	MP1804	-	-	CLPF1800	CLPF400	CLPO400	CLPO400
MCS18045R5	1800	400	500	MP1804	-	-	CLPF1800	CLPF400	CLPO400	CLPO500
MCS18046R5	1800	400	600	MP1804	-	-	CLPF1800	CLPF400	CLPO400	CLPO600
MCS18055R5	1800	500	500	MP1805	MPW1805	MTS500	CLPF1800	CLPF500	CLPO500	CLPO500
MCS18064R5	1800	600	400	MP1806	MPW1806	MTS600	CLPF1800	CLPF600	CLPO600	CLPO400
MCS18065R5	1800	600	500	MP1806	MPW1806	MTS600	CLPF1800	CLPF600	CLPO600	CLPO500
MCS18066R5	1800	600	600	MP1806	MPW1806	MTS600	CLPF1800	CLPF600	CLPO600	CLPO600
MCS18084R5	1800	800	400	MP1808	MPW1808	MTS800	CLPF1800	CLPF800	CLPO800	CLPO400
MCS18085R5	1800	800	500	MP1808	MPW1808	MTS800	CLPF1800	CLPF800	CLPO800	CLPO500
MCS18086R5	1800	800	600	MP1808	MPW1808	MTS800	CLPF1800	CLPF800	CLPO800	CLPO600
MCS18104R5	1800	1000	400	MP1810	MPW1810	MTS1000	CLPF1800	CLPF1000	CLPO1000	CLPO400
MCS18105R5	1800	1000	500	MP1810	MPW1810	MTS1000	CLPF1800	CLPF1000	CLPO1000	CLPO500
MCS18106R5	1800	1000	600	MP1810	MPW1810	MTS1000	CLPF1800	CLPF1000	CLPO1000	CLPO600
MCS20044R5	2000	400	400	MP2004	-	-	CLPF2000	CLPF400	CLPO400	CLPO400
MCS20045R5	2000	400	500	MP2004	-	-	CLPF2000	CLPF400	CLPO400	CLPO500
MCS20046R5	2000	400	600	MP2004	-	-	CLPF2000	CLPF400	CLPO400	CLPO600
MCS20048R5	2000	400	800	MP2004	-	-	CLPF2000	CLPF400	CLPO400	CLPO800
MCS20055R5	2000	500	500	MP2005	MPW2005	MTS500	CLPF2000	CLPF500	CLPO500	CLPO500
MCS20064R5	2000	600	400	MP2006	MPW2006	MTS600	CLPF2000	CLPF600	CLPO600	CLPO400
MCS20065R5	2000	600	500	MP2006	MPW2006	MTS600	CLPF2000	CLPF600	CLPO600	CLPO500
MCS20066R5	2000	600	600	MP2006	MPW2006	MTS600	CLPF2000	CLPF600	CLPO600	CLPO600
MCS20068R5	2000	600	800	MP2006	MPW2006	MTS600	CLPF2000	CLPF600	CLPO600	CLPO800
MCS20084R5	2000	800	400	MP2008	MPW2008	MTS800	CLPF2000	CLPF800	CLPO800	CLPO400
MCS20085R5	2000	800	500	MP2008	MPW2008	MTS800	CLPF2000	CLPF800	CLPO800	CLPO500
MCS20086R5	2000	800	600	MP2008	MPW2008	MTS800	CLPF2000	CLPF800	CLPO800	CLPO600
MCS20088R5	2000	800	800	MP2008	MPW2008	MTS800	CLPF2000	CLPF800	CLPO800	CLPO800
MCS20104R5	2000	1000	400	MP2010	MPW2010	MTS1000	CLPF2000	CLPF1000	CLPO1000	CLPO400
MCS20105R5	2000	1000	500	MP2010	MPW2010	MTS1000	CLPF2000	CLPF1000	CLPO1000	CLPO500
MCS20106R5	2000	1000	600	MP2010	MPW2010	MTS1000	CLPF2000	CLPF1000	CLPO1000	CLPO600
MCS20108R5	2000	1000	800	MP2010	MPW2010	MTS1000	CLPF2000	CLPF1000	CLPO1000	CLPO800
MCS22066R5	2200	600	600	MP2206	-	MTS600	CLPF2200	CLPF600	CLPO600	CLPO600
MCS22068R5	2200	600	800	MP2206	-	MTS600	CLPF2200	CLPF600	CLPO600	CLPO800
MCS22086R5	2200	800	600	MP2208	-	MTS800	CLPF2200	CLPF800	CLPO800	CLPO600
MCS22088R5	2200	800	800	MP2208	-	MTS800	CLPF2200	CLPF800	CLPO800	CLPO800
* MTS is required.										





							
Enclosure				Mounting			
	H	W	D	Mounting profile, in D	Click in profile, in W	Click in profile, in D	Side mounting bar
MCS18044R5	1800	400	400	CLPF400	CLPK400	CLPK400	CMB402
MCS18045R5	1800	400	500	CLPF500	CLPK400	CLPK500	CMB502
MCS18046R5	1800	400	600	CLPF600	CLPK400	CLPK600	CMB602
MCS18055R5	1800	500	500	CLPF500	CLPK500	CLPK500	CMB502
MCS18064R5	1800	600	400	CLPF400	CLPK600	CLPK400	CMB402
MCS18065R5	1800	600	500	CLPF500	CLPK600	CLPK500	CMB502
MCS18066R5	1800	600	600	CLPF600	CLPK600	CLPK600	CMB602
MCS18084R5	1800	800	400	CLPF400	CLPK800	CLPK400	CMB402
MCS18085R5	1800	800	500	CLPF500	CLPK800	CLPK500	CMB502
MCS18086R5	1800	800	600	CLPF600	CLPK800	CLPK600	CMB602
MCS18104R5	1800	1000	400	CLPF400	CLPK1000	CLPK400	CMB402
MCS18105R5	1800	1000	500	CLPF500	CLPK1000	CLPK500	CMB502
MCS18106R5	1800	1000	600	CLPF600	CLPK1000	CLPK600	CMB602
MCS20044R5	2000	400	400	CLPF400	CLPK400	CLPK400	CMB402
MCS20045R5	2000	400	500	CLPF500	CLPK400	CLPK500	CMB502
MCS20046R5	2000	400	600	CLPF600	CLPK400	CLPK600	CMB602
MCS20048R5	2000	400	800	CLPF800	CLPK400	CLPK800	CMB802
MCS20055R5	2000	500	500	CLPF500	CLPK500	CLPK500	CMB502
MCS20064R5	2000	600	400	CLPF400	CLPK600	CLPK400	CMB402
MCS20065R5	2000	600	500	CLPF500	CLPK600	CLPK500	CMB502
MCS20066R5	2000	600	600	CLPF600	CLPK600	CLPK600	CMB602
MCS20068R5	2000	600	800	CLPF800	CLPK600	CLPK800	CMB802
MCS20084R5	2000	800	400	CLPF400	CLPK800	CLPK400	CMB402
MCS20085R5	2000	800	500	CLPF500	CLPK800	CLPK500	CMB502
MCS20086R5	2000	800	600	CLPF600	CLPK800	CLPK600	CMB602
MCS20088R5	2000	800	800	CLPF800	CLPK800	CLPK800	CMB802
MCS20104R5	2000	1000	400	CLPF400	CLPK1000	CLPK400	CMB402
MCS20105R5	2000	1000	500	CLPF500	CLPK1000	CLPK500	CMB502
MCS20106R5	2000	1000	600	CLPF600	CLPK1000	CLPK600	CMB602
MCS20108R5	2000	1000	800	CLPF800	CLPK1000	CLPK800	CMB802
MCS22066R5	2200	600	600	CLPF600	CLPK600	CLPK600	CMB602
MCS22068R5	2200	600	800	CLPF800	CLPK600	CLPK800	CMB802
MCS22086R5	2200	800	600	CLPF600	CLPK800	CLPK600	CMB602
MCS22088R5	2200	800	800	CLPF800	CLPK800	CLPK800	CMB802






Accessories selection matrix | MCS

									
Enclosure				Mounting					
	H	W	D	Full height swing frame *	Swing frame middle mounted *	Swing frame side mounted *	Swing frame transversal support bars	Mounting profiles (19") **	Bottom profiles for fixing 19" mounting profiles
MCS18044R5	1800	400	400	-	-	-	-	-	-
MCS18045R5	1800	400	500	-	-	-	-	-	-
MCS18046R5	1800	400	600	-	-	-	-	-	-
MCS18055R5	1800	500	500	-	-	-	-	-	-
MCS18064R5	1800	600	400	ESFC366	-	-	ESFB06	CIP38	CIB600
MCS18065R5	1800	600	500	ESFC366	-	-	ESFB06	CIP38	CIB600
MCS18066R5	1800	600	600	ESFC366	-	-	ESFB06	CIP38	CIB600
MCS18084R5	1800	800	400	ESFC366	ESFM368	ESFS368	ESFB08	CIP38	CIB800
MCS18085R5	1800	800	500	ESFC366	ESFM368	ESFS368	ESFB08	CIP38	CIB800
MCS18086R5	1800	800	600	ESFC366	ESFM368	ESFS368	ESFB08	CIP38	CIB800
MCS18104R5	1800	1000	400	ESFC366	ESFM368	ESFS368	ESFB10	-	-
MCS18105R5	1800	1000	500	ESFC366	ESFM368	ESFS368	ESFB10	-	-
MCS18106R5	1800	1000	600	ESFC366	ESFM368	ESFS368	ESFB10	-	-
MCS20044R5	2000	400	400	-	-	-	-	-	-
MCS20045R5	2000	400	500	-	-	-	-	-	-
MCS20046R5	2000	400	600	-	-	-	-	-	-
MCS20048R5	2000	400	800	-	-	-	-	-	-
MCS20055R5	2000	500	500	-	-	-	-	-	-
MCS20064R5	2000	600	400	ESFC406	-	-	ESFB06	CIP42	CIB600
MCS20065R5	2000	600	500	ESFC406	-	-	ESFB06	CIP42	CIB600
MCS20066R5	2000	600	600	ESFC406	-	-	ESFB06	CIP42	CIB600
MCS20068R5	2000	600	800	ESFC406	-	-	ESFB06	CIP42	CIB600
MCS20084R5	2000	800	400	ESFC406	ESFM408	ESFS408	ESFB08	CIP42	CIB800
MCS20085R5	2000	800	500	ESFC406	ESFM408	ESFS408	ESFB08	CIP42	CIB800
MCS20086R5	2000	800	600	ESFC406	ESFM408	ESFS408	ESFB08	CIP42	CIB800
MCS20088R5	2000	800	800	ESFC406	ESFM408	ESFS408	ESFB08	CIP42	CIB800
MCS20104R5	2000	1000	400	ESFC406	ESFM408	ESFS408	ESFB10	-	-
MCS20105R5	2000	1000	500	ESFC406	ESFM408	ESFS408	ESFB10	-	-
MCS20106R5	2000	1000	600	ESFC406	ESFM408	ESFS408	ESFB10	-	-
MCS20108R5	2000	1000	800	ESFC406	ESFM408	ESFS408	ESFB10	-	-
MCS22066R5	2200	600	600	ESFC456	-	-	ESFB06	CIP47	CIB600
MCS22068R5	2200	600	800	ESFC456	-	-	ESFB06	CIP47	CIB600
MCS22086R5	2200	800	600	ESFC456	ESFM458	ESFS458	ESFB08	CIP47	CIB800
MCS22088R5	2200	800	800	ESFC456	ESFM458	ESFS458	ESFB08	CIP47	CIB800
* ESFB is required.									
** CIB, CID or CIWR are required.									

								
Enclosure	Fixing							
	H	W	D	Front/rear plinths (100 mm height)	Plinth side panels (100 mm height)	Front/rear plinths (200 mm height)	Plinth side panels (200 mm height)	Ventilated front/rear plinths (100 mm height)
MCS18044R5	1800	400	400	PF1040	PS1040	PF2040	PS2040	PV1040
MCS18045R5	1800	400	500	PF1040	PS1050	PF2040	PS2050	PV1040
MCS18046R5	1800	400	600	PF1040	PS1060	PF2040	PS2060	PV1040
MCS18055R5	1800	500	500	PF1050	PS1050	PF2050	PS2050	-
MCS18064R5	1800	600	400	PF1060	PS1040	PF2060	PS2040	PV1060
MCS18065R5	1800	600	500	PF1060	PS1050	PF2060	PS2050	PV1060
MCS18066R5	1800	600	600	PF1060	PS1060	PF2060	PS2060	PV1060
MCS18084R5	1800	800	400	PF1080	PS1040	PF2080	PS2040	PV1080
MCS18085R5	1800	800	500	PF1080	PS1050	PF2080	PS2050	PV1080
MCS18086R5	1800	800	600	PF1080	PS1060	PF2080	PS2060	PV1080
MCS18104R5	1800	1000	400	PF1100	PS1040	PF2100	PS2040	PV1100
MCS18105R5	1800	1000	500	PF1100	PS1050	PF2100	PS2050	PV1100
MCS18106R5	1800	1000	600	PF1100	PS1060	PF2100	PS2060	PV1100
MCS20044R5	2000	400	400	PF1040	PS1040	PF2040	PS2040	PV1040
MCS20045R5	2000	400	500	PF1040	PS1050	PF2040	PS2050	PV1040
MCS20046R5	2000	400	600	PF1040	PS1060	PF2040	PS2060	PV1040
MCS20048R5	2000	400	800	PF1040	PS1080	PF2040	PS2080	PV1040
MCS20055R5	2000	500	500	PF1050	PS1050	PF2050	PS2050	-
MCS20064R5	2000	600	400	PF1060	PS1040	PF2060	PS2040	PV1060
MCS20065R5	2000	600	500	PF1060	PS1050	PF2060	PS2050	PV1060
MCS20066R5	2000	600	600	PF1060	PS1060	PF2060	PS2060	PV1060
MCS20068R5	2000	600	800	PF1060	PS1080	PF2060	PS2080	PV1060
MCS20084R5	2000	800	400	PF1080	PS1040	PF2080	PS2040	PV1080
MCS20085R5	2000	800	500	PF1080	PS1050	PF2080	PS2050	PV1080
MCS20086R5	2000	800	600	PF1080	PS1060	PF2080	PS2060	PV1080
MCS20088R5	2000	800	800	PF1080	PS1080	PF2080	PS2080	PV1080
MCS20104R5	2000	1000	400	PF1100	PS1040	PF2100	PS2040	PV1100
MCS20105R5	2000	1000	500	PF1100	PS1050	PF2100	PS2050	PV1100
MCS20106R5	2000	1000	600	PF1100	PS1060	PF2100	PS2060	PV1100
MCS20108R5	2000	1000	800	PF1100	PS1080	PF2100	PS2080	PV1100
MCS22066R5	2200	600	600	PF1060	PS1060	PF2060	PS2060	PV1060
MCS22068R5	2200	600	800	PF1060	PS1080	PF2060	PS2080	PV1060
MCS22086R5	2200	800	600	PF1080	PS1060	PF2080	PS2060	PV1080
MCS22088R5	2200	800	800	PF1080	PS1080	PF2080	PS2080	PV1080

Accessories selection matrix | MCS

							
Enclosure				Thermal	Cable		
	H	W	D	Ventilated roof	Cable fixing bar (mounted below bottom plates)	Cable fixing bar (mounted above bottom plates)	Ventilated bottom plates
MCS18044R5	1800	400	400	-	CABP400	CAB400	-
MCS18045R5	1800	400	500	-	CABP400	CAB400	-
MCS18046R5	1800	400	600	-	CABP400	CAB400	-
MCS18055R5	1800	500	500	CVR0505R5	CABP500	-	-
MCS18064R5	1800	600	400	CVR0604R5	CABP600	CAB600	CVB0604
MCS18065R5	1800	600	500	CVR0605R5	CABP600	CAB600	CVB0605
MCS18066R5	1800	600	600	CVR0606R5	CABP600	CAB600	CVB0606
MCS18084R5	1800	800	400	CVR0804R5	CABP800	CAB800	CVB0804
MCS18085R5	1800	800	500	CVR0805R5	CABP800	CAB800	CVB0805
MCS18086R5	1800	800	600	CVR0806R5	CABP800	CAB800	CVB0806
MCS18104R5	1800	1000	400	CVR1004R5	CABP1000	CAB1000	CVB1004
MCS18105R5	1800	1000	500	CVR1005R5	CABP1000	CAB1000	CVB1005
MCS18106R5	1800	1000	600	CVR1006R5	CABP1000	CAB1000	CVB1006
MCS20044R5	2000	400	400	-	CABP400	CAB400	-
MCS20045R5	2000	400	500	-	CABP400	CAB400	-
MCS20046R5	2000	400	600	-	CABP400	CAB400	-
MCS20048R5	2000	400	800	-	CABP400	CAB400	-
MCS20055R5	2000	500	500	CVR0505R5	CABP500	-	-
MCS20064R5	2000	600	400	CVR0604R5	CABP600	CAB600	CVB0604
MCS20065R5	2000	600	500	CVR0605R5	CABP600	CAB600	CVB0605
MCS20066R5	2000	600	600	CVR0606R5	CABP600	CAB600	CVB0606
MCS20068R5	2000	600	800	CVR0608R5	CABP600	CAB600	CVB0608
MCS20084R5	2000	800	400	CVR0804R5	CABP800	CAB800	CVB0804
MCS20085R5	2000	800	500	CVR0805R5	CABP800	CAB800	CVB0805
MCS20086R5	2000	800	600	CVR0806R5	CABP800	CAB800	CVB0806
MCS20088R5	2000	800	800	CVR0808R5	CABP800	CAB800	CVB0808
MCS20104R5	2000	1000	400	CVR1004R5	CABP1000	CAB1000	CVB1004
MCS20105R5	2000	1000	500	CVR1005R5	CABP1000	CAB1000	CVB1005
MCS20106R5	2000	1000	600	CVR1006R5	CABP1000	CAB1000	CVB1006
MCS20108R5	2000	1000	800	CVR1008R5	CABP1000	CAB1000	CVB1008
MCS22066R5	2200	600	600	CVR0606R5	CABP600	CAB600	CVB0606
MCS22068R5	2200	600	800	CVR0608R5	CABP600	CAB600	CVB0608
MCS22086R5	2200	800	600	CVR0806R5	CABP800	CAB800	CVB0806
MCS22088R5	2200	800	800	CVR0808R5	CABP800	CAB800	CVB0808

								
Enclosure				Doors			Baying	
	H	W	D	Plain door *	Glazed door *	Inner door	Side panels	Segregation plate **
MCS18044R5	1800	400	400	-	-	-	SPM1804R5	SPD1804
MCS18045R5	1800	400	500	-	-	-	SPM1805R5	SPD1805
MCS18046R5	1800	400	600	-	-	-	SPM1806R5	SPD1806
MCS18055R5	1800	500	500	DN1805R5	-	-	SPM1805R5	SPD1805
MCS18064R5	1800	600	400	DN1806R5	DNG1806R5	DI1806R5	SPM1804R5	SPD1804
MCS18065R5	1800	600	500	DN1806R5	DNG1806R5	DI1806R5	SPM1805R5	SPD1805
MCS18066R5	1800	600	600	DN1806R5	DNG1806R5	DI1806R5	SPM1806R5	SPD1806
MCS18084R5	1800	800	400	DN1808R5	DNG1808R5	DI1808R5	SPM1804R5	SPD1804
MCS18085R5	1800	800	500	DN1808R5	DNG1808R5	DI1808R5	SPM1805R5	SPD1805
MCS18086R5	1800	800	600	DN1808R5	DNG1808R5	DI1808R5	SPM1806R5	SPD1806
MCS18104R5	1800	1000	400	DN1810R5	-	-	SPM1804R5	SPD1804
MCS18105R5	1800	1000	500	DN1810R5	-	-	SPM1805R5	SPD1805
MCS18106R5	1800	1000	600	DN1810R5	-	-	SPM1806R5	SPD1806
MCS20044R5	2000	400	400	-	-	-	SPM2004R5	SPD2004
MCS20045R5	2000	400	500	-	-	-	SPM2005R5	SPD2005
MCS20046R5	2000	400	600	-	-	-	SPM2006R5	SPD2006
MCS20048R5	2000	400	800	-	-	-	SPM2008R5	SPD2008
MCS20055R5	2000	500	500	DN2005R5	-	-	SPM2005R5	SPD2005
MCS20064R5	2000	600	400	DN2006R5	DNG2006R5	DI2006R5	SPM2004R5	SPD2004
MCS20065R5	2000	600	500	DN2006R5	DNG2006R5	DI2006R5	SPM2005R5	SPD2005
MCS20066R5	2000	600	600	DN2006R5	DNG2006R5	DI2006R5	SPM2006R5	SPD2006
MCS20068R5	2000	600	800	DN2006R5	DNG2006R5	DI2006R5	SPM2008R5	SPD2008
MCS20084R5	2000	800	400	DN2008R5	DNG2008R5	DI2008R5	SPM2004R5	SPD2004
MCS20085R5	2000	800	500	DN2008R5	DNG2008R5	DI2008R5	SPM2005R5	SPD2005
MCS20086R5	2000	800	600	DN2008R5	DNG2008R5	DI2008R5	SPM2006R5	SPD2006
MCS20088R5	2000	800	800	DN2008R5	DNG2008R5	DI2008R5	SPM2008R5	SPD2008
MCS20104R5	2000	1000	400	DN2010R5	-	-	SPM2004R5	SPD2004
MCS20105R5	2000	1000	500	DN2010R5	-	-	SPM2005R5	SPD2005
MCS20106R5	2000	1000	600	DN2010R5	-	-	SPM2006R5	SPD2006
MCS20108R5	2000	1000	800	DN2010R5	-	-	SPM2008R5	SPD2008
MCS22066R5	2200	600	600	DN2206R5	DNG2206R5	DI2206R5	SPM2206R5	SPD2206
MCS22068R5	2200	600	800	DN2206R5	DNG2206R5	DI2206R5	SPM2208R5	SPD2208
MCS22086R5	2200	800	600	DN2208R5	DNG2208R5	DI2208R5	SPM2206R5	SPD2206
MCS22088R5	2200	800	800	DN2208R5	DNG2208R5	DI2208R5	SPM2208R5	SPD2208
* DNMK is required for additional door.								
** CCJ is required.								

Floor Standing Enclosures

Steel Range | Mild Steel

Combinable, double door | MCD

IP 55 | TYPE 12, 13 | IK 10



**Material:**

Frame: 1.5 mm painted steel. Doors: 2 mm painted steel. Rear, roof and side panels: 1.5 mm painted steel. Mounting plate: 3 mm galvanized steel. Bottom plates: 1 mm galvanized steel.

Frame:

Seam welded reversed open profiles with 25 mm hole pattern, according to DIN 43660. Including integrated external hole pattern.

Doors:

Mounted with four hinges. Including door frame with 25 mm hole pattern. Doors cannot be reversed. Separate doors to be ordered for left hand door locking.

Rear panel:

Fitted by M6 torx screws. Standard facilities for rear doors mounting. Split rear panels in 1600 mm wide enclosures.

Side panels:

Supplied as an accessory.

Roof panel:

Removable.

Lock:

Espagnolette 4-point locking system in the main door and 2-point locking system in the slave door. Standard double-bit lock with 3 mm insert. Standard inserts, cylinders, lift handles and T-handles are available as accessories.

Bottom plates:

Consists of three or four (D>600) pieces.

Mounting plate:

Double folded and slides into position. Adjustable in depth by steps of 25 mm, with the MPD02 accessory. Supplied, attached on the outside of the enclosure packaging.

Earthing:

All panels are earthed through their fittings and equipped with a separate earthing stud.

Finish:

RAL 7035 structured powder coating.

Protection:

Complies with IP55 | TYPE 12, 13 | IK 10.

Mounting requirements:

Standard delivery ready for combined installation. For stand-alone installation add side panels.

Delivery:

Frame with fitted doors, rear panel, roof panel, bottom plates, mounting plate and door frame (not included for PER5 version). For enclosures 2200 mm height, delivery includes two CMB profiles mounted in depth. Delivery also includes earthing bolts. Delivered on a pallet which is identical to the width of the enclosure to allow bayging without removal. Packing material is recyclable.



Dimensional table | MCD

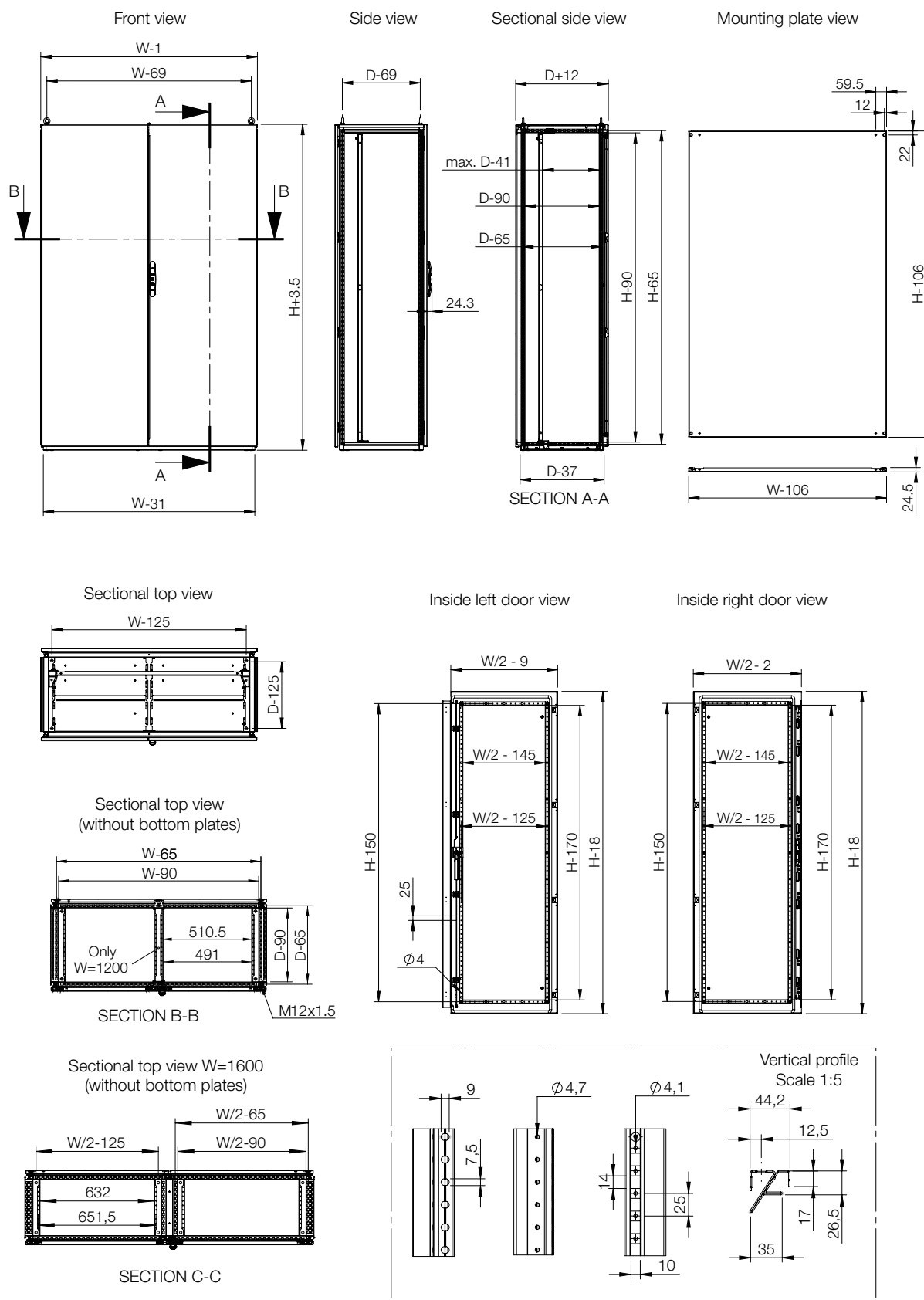
IP 55 | TYPE 12, 13 | IK 10

With mounting plate




Enclosure dimensions			Mounting plate dimensions		Usable depth	Item no.
H	W	D	h	w	d	
1800	800	500	1694	694	459	MCD18085R5
1800	1000	400	1694	894	359	MCD18104R5
1800	1000	500	1694	894	459	MCD18105R5
1800	1200	400	1694	1094	359	MCD18124R5
1800	1200	500	1694	1094	459	MCD18125R5
1800	1200	600	1694	1094	559	MCD18126R5
1800	1600	400	1694	1494	359	MCD18164R5
2000	800	500	1894	694	459	MCD20085R5
2000	1000	400	1894	894	359	MCD20104R5
2000	1000	500	1894	894	459	MCD20105R5
2000	1000	600	1894	894	559	MCD20106R5
2000	1000	800	1894	894	759	MCD20108R5
2000	1200	400	1894	1094	359	MCD20124R5
2000	1200	500	1894	1094	459	MCD20125R5
2000	1200	600	1894	1094	559	MCD20126R5
2000	1200	800	1894	1094	759	MCD20128R5
2000	1600	400	1894	1494	359	MCD20164R5
2000	1600	500	1894	1494	459	MCD20165R5
2000	1600	600	1894	1494	559	MCD20166R5
2200	1000	600	2094	894	559	MCD22106R5
2200	1200	600	2094	1094	559	MCD22126R5

Without mounting plate









Enclosure dimensions			Item no.
H	W	D	
1800	800	500	MCD18085PER5
1800	1000	400	MCD18104PER5
1800	1000	500	MCD18105PER5
1800	1200	400	MCD18124PER5
1800	1200	500	MCD18125PER5
1800	1200	600	MCD18126PER5
1800	1600	400	MCD18164PER5
2000	800	500	MCD20085PER5
2000	1000	400	MCD20104PER5
2000	1000	500	MCD20105PER5
2000	1000	600	MCD20106PER5
2000	1000	800	MCD20108PER5
2000	1200	400	MCD20124PER5
2000	1200	500	MCD20125PER5
2000	1200	600	MCD20126PER5
2000	1200	800	MCD20128PER5
2000	1600	400	MCD20164PER5
2000	1600	500	MCD20165PER5
2000	1600	600	MCD20166PER5
2200	1000	600	MCD22106PER5
2200	1200	600	MCD22126PER5








Accessories selection matrix | MCD







						
Enclosure				Mounting		
	H	W	D	Mounting plate	Wide mounting plate *	Transversal sliding profiles
MCD18085R5	1800	800	500	MP1808	MPW1808	MTS800
MCD18104R5	1800	1000	400	MP1810	MPW1810	MTS1000
MCD18105R5	1800	1000	500	MP1810	MPW1810	MTS1000
MCD18124R5	1800	1200	400	MP1812	MPW1812	MTS1200
MCD18125R5	1800	1200	500	MP1812	MPW1812	MTS1200
MCD18126R5	1800	1200	600	MP1812	MPW1812	MTS1200
MCD18164R5	1800	1600	400	MP1816	MPW1816	MTS1600
MCD20085R5	2000	800	500	MP2008	MPW2008	MTS800
MCD20104R5	2000	1000	400	MP2010	MPW2010	MTS1000
MCD20105R5	2000	1000	500	MP2010	MPW2010	MTS1000
MCD20106R5	2000	1000	600	MP2010	MPW2010	MTS1000
MCD20108R5	2000	1000	800	MP2010	MPW2010	MTS1000
MCD20124R5	2000	1200	400	MP2012	MPW2012	MTS1200
MCD20125R5	2000	1200	500	MP2012	MPW2012	MTS1200
MCD20126R5	2000	1200	600	MP2012	MPW2012	MTS1200
MCD20128R5	2000	1200	800	MP2012	MPW2012	MTS1200
MCD20164R5	2000	1600	400	MP2016	MPW2016	MTS1600
MCD20165R5	2000	1600	500	MP2016	MPW2016	MTS1600
MCD20166R5	2000	1600	600	MP2016	MPW2016	MTS1600
MCD22106R5	2200	1000	600	MP2210	-	-
MCD22126R5	2200	1200	600	MP2212	-	-

* MTS is required.






											
Enclosure				Mounting							
	H	W	D	Mounting profile, in H	Mounting profile, in W	Mounting profile, in D	Click in profile, in W	Click in profile, in D	Side mounting bar	Outer mounting profile, in W	Outer mounting profile, in D
MCD18085R5	1800	800	500	CLPF1800	CLPF800	CLPF500	CLPK800	CLPK500	CMB502	CLPO800	CLPO500
MCD18104R5	1800	1000	400	CLPF1800	CLPF1000	CLPF400	CLPK1000	CLPK400	CMB402	CLPO1000	CLPO400
MCD18105R5	1800	1000	500	CLPF1800	CLPF1000	CLPF500	CLPK1000	CLPK500	CMB502	CLPO1000	CLPO500
MCD18124R5	1800	1200	400	CLPF1800	CLPF1200	CLPF400	CLPK1200	CLPK400	CMB402	CLPO1200	CLPO400
MCD18125R5	1800	1200	500	CLPF1800	CLPF1200	CLPF500	CLPK1200	CLPK500	CMB502	CLPO1200	CLPO500
MCD18126R5	1800	1200	600	CLPF1800	CLPF1200	CLPF600	CLPK1200	CLPK600	CMB602	CLPO1200	CLPO600
MCD18164R5	1800	1600	400	CLPF1800	CLPF1600	CLPF400	-	CLPK400	CMB402	-	CLPO400
MCD20085R5	2000	800	500	CLPF2000	CLPF800	CLPF500	CLPK800	CLPK500	CMB502	CLPO800	CLPO500
MCD20104R5	2000	1000	400	CLPF2000	CLPF1000	CLPF400	CLPK1000	CLPK400	CMB402	CLPO1000	CLPO400
MCD20105R5	2000	1000	500	CLPF2000	CLPF1000	CLPF500	CLPK1000	CLPK500	CMB502	CLPO1000	CLPO500
MCD20106R5	2000	1000	600	CLPF2000	CLPF1000	CLPF600	CLPK1000	CLPK600	CMB602	CLPO1000	CLPO600
MCD20108R5	2000	1000	800	CLPF2000	CLPF1000	CLPF800	CLPK1000	CLPK800	CMB802	CLPO1000	CLPO800
MCD20124R5	2000	1200	400	CLPF2000	CLPF1200	CLPF400	CLPK1200	CLPK400	CMB402	CLPO1200	CLPO400
MCD20125R5	2000	1200	500	CLPF2000	CLPF1200	CLPF500	CLPK1200	CLPK500	CMB502	CLPO1200	CLPO500
MCD20126R5	2000	1200	600	CLPF2000	CLPF1200	CLPF600	CLPK1200	CLPK600	CMB602	CLPO1200	CLPO600
MCD20128R5	2000	1200	800	CLPF2000	CLPF1200	CLPF800	CLPK1200	CLPK800	CMB802	CLPO1200	CLPO800
MCD20164R5	2000	1600	400	CLPF2000	CLPF1600	CLPF400	-	CLPK400	CMB402	-	CLPO400
MCD20165R5	2000	1600	500	CLPF2000	CLPF1600	CLPF500	-	CLPK500	CMB502	-	CLPO500
MCD20166R5	2000	1600	600	CLPF2000	CLPF1600	CLPF600	-	CLPK600	CMB602	-	CLPO600
MCD22106R5	2200	1000	600	CLPF2200	CLPF1000	CLPF600	CLPK1000	CLPK600	CMB602	CLPO1000	CLPO600
MCD22126R5	2200	1200	600	CLPF2200	CLPF1200	CLPF600	CLPK1200	CLPK600	CMB602	CLPO1200	CLPO600

								
Enclosure				Mounting			Doors	
	H	W	D	Depth dividing bar	Vertical dividing bar	Fixing brackets	Plain door, left *	Plain door, right *
MCD18085R5	1800	800	500	VBD500	VB1800	VBK04	DN1804LR5	DN1804RR5
MCD18104R5	1800	1000	400	VBD400	VB1800	VBK04	DN1805LR5	DN1805RR5
MCD18105R5	1800	1000	500	VBD500	VB1800	VBK04	DN1805LR5	DN1805RR5
MCD18124R5	1800	1200	400	VBD400	VB1800	VBK1200	DN1806LR5	DN1806RR5
MCD18125R5	1800	1200	500	VBD500	VB1800	VBK1200	DN1806LR5	DN1806RR5
MCD18126R5	1800	1200	600	VBD600	VB1800	VBK1200	DN1806LR5	DN1806RR5
MCD18164R5	1800	1600	400	VBD400	VB1800	VBK1600	DN1808LR5	DN1808RR5
MCD20085R5	2000	800	500	VBD500	VB2000	VBK04	DN2004LR5	DN2004RR5
MCD20104R5	2000	1000	400	VBD400	VB2000	VBK04	DN2005LR5	DN2005RR5
MCD20105R5	2000	1000	500	VBD500	VB2000	VBK04	DN2005LR5	DN2005RR5
MCD20106R5	2000	1000	600	VBD600	VB2000	VBK04	DN2005LR5	DN2005RR5
MCD20108R5	2000	1000	800	VBD800	VB2000	VBK04	DN2005LR5	DN2005RR5
MCD20124R5	2000	1200	400	VBD400	VB2000	VBK1200	DN2006LR5	DN2006RR5
MCD20125R5	2000	1200	500	VBD500	VB2000	VBK1200	DN2006LR5	DN2006RR5
MCD20126R5	2000	1200	600	VBD600	VB2000	VBK1200	DN2006LR5	DN2006RR5
MCD20128R5	2000	1200	800	VBD800	VB2000	VBK1200	DN2006LR5	DN2006RR5
MCD20164R5	2000	1600	400	VBD400	VB2000	VBK1600	DN2008LR5	DN2008RR5
MCD20165R5	2000	1600	500	VBD500	VB2000	VBK1600	DN2008LR5	DN2008RR5
MCD20166R5	2000	1600	600	VBD600	VB2000	VBK1600	DN2008LR5	DN2008RR5
MCD22106R5	2200	1000	600	VBD600	VB2200	VBK04	DN2205LR5	DN2205RR5
MCD22126R5	2200	1200	600	VBD600	VB2200	VBK1200	DN2206LR5	DN2206RR5

* DNMK is required for additional door.

									
Enclosure	H	W	D	Fixing				Thermal	
	H	W	D	Front/rear plinths (100 mm height)	Plinth side panels (100 mm height)	Front/rear plinths (200 mm height)	Plinth side panels (200 mm height)	Ventilated front/rear plinths (100 mm height)	Ventilated roof
MCD18085R5	1800	800	500	PF1080	PS1050	PF2080	PS2050	PV1080	CVR0805R5
MCD18104R5	1800	1000	400	PF1100	PS1040	PF2100	PS2040	PV1100	CVR1004R5
MCD18105R5	1800	1000	500	PF1100	PS1050	PF2100	PS2050	PV1100	CVR1005R5
MCD18124R5	1800	1200	400	PF1120	PS1040	PF2120	PS2040	PV1120	CVR1204R5
MCD18125R5	1800	1200	500	PF1120	PS1050	PF2120	PS2050	PV1120	CVR1205R5
MCD18126R5	1800	1200	600	PF1120	PS1060	PF2120	PS2060	PV1120	CVR1206R5
MCD18164R5	1800	1600	400	2x PF1080	PS1040	2x PF2080	PS2040	2x PV1080	CVR1604R5
MCD20085R5	2000	800	500	PF1080	PS1050	PF2080	PS2050	PV1080	CVR0805R5
MCD20104R5	2000	1000	400	PF1100	PS1040	PF2100	PS2040	PV1100	CVR1004R5
MCD20105R5	2000	1000	500	PF1100	PS1050	PF2100	PS2050	PV1100	CVR1005R5
MCD20106R5	2000	1000	600	PF1100	PS1060	PF2100	PS2060	PV1100	CVR1006R5
MCD20108R5	2000	1000	800	PF1100	PS1080	PF2100	PS2080	PV1100	CVR1008R5
MCD20124R5	2000	1200	400	PF1120	PS1040	PF2120	PS2040	PV1120	CVR1204R5
MCD20125R5	2000	1200	500	PF1120	PS1050	PF2120	PS2050	PV1120	CVR1205R5
MCD20126R5	2000	1200	600	PF1120	PS1060	PF2120	PS2060	PV1120	CVR1206R5
MCD20128R5	2000	1200	800	PF1120	PS1080	PF2120	PS2080	PV1120	CVR1208R5
MCD20164R5	2000	1600	400	2x PF1080	PS1040	2x PF2080	PS2040	2x PV1080	CVR1604R5
MCD20165R5	2000	1600	500	2x PF1080	PS1050	2x PF2080	PS2050	2x PV1080	CVR1605R5
MCD20166R5	2000	1600	600	2x PF1080	PS1060	2x PF2080	PS2060	2x PV1080	CVR1606R5
MCD22106R5	2200	1000	600	PF1100	PS1060	PF2100	PS2060	PV1100	CVR1006R5
MCD22126R5	2200	1200	600	PF1120	PS1060	PF2120	PS2060	PV1120	CVR1206R5

Accessories selection matrix | MCD

								
Enclosure				Baying		Cable		
	H	W	D	Side panels	Segregation plate *	Cable fixing bar (mounted below bottom plates)	Cable fixing bar (mounted above bottom plates)	Ventilated bottom plates
MCD18085R5	1800	800	500	SPM1805R5	SPD1805	CABP800	CAB800	CVB0805
MCD18104R5	1800	1000	400	SPM1804R5	SPD1804	CABP1000	CAB1000	CVB1004
MCD18105R5	1800	1000	500	SPM1805R5	SPD1805	CABP1000	CAB1000	CVB1005
MCD18124R5	1800	1200	400	SPM1804R5	SPD1804	CABP1200	CAB1200	-
MCD18125R5	1800	1200	500	SPM1805R5	SPD1805	CABP1200	CAB1200	-
MCD18126R5	1800	1200	600	SPM1806R5	SPD1806	CABP1200	CAB1200	CVB1206
MCD18164R5	1800	1600	400	SPM1804R5	SPD1804	CABP800	CAB800	CVB0804
MCD20085R5	2000	800	500	SPM2005R5	SPD2005	CABP800	CAB800	CVB0805
MCD20104R5	2000	1000	400	SPM2004R5	SPD2004	CABP1000	CAB1000	CVB1004
MCD20105R5	2000	1000	500	SPM2005R5	SPD2005	CABP1000	CAB1000	CVB1005
MCD20106R5	2000	1000	600	SPM2006R5	SPD2006	CABP1000	CAB1000	CVB1006
MCD20108R5	2000	1000	800	SPM2008R5	SPD2008	CABP1000	CAB1000	CVB1008
MCD20124R5	2000	1200	400	SPM2004R5	SPD2004	CABP1200	CAB1200	-
MCD20125R5	2000	1200	500	SPM2005R5	SPD2005	CABP1200	CAB1200	-
MCD20126R5	2000	1200	600	SPM2006R5	SPD2006	CABP1200	CAB1200	CVB1206
MCD20128R5	2000	1200	800	SPM2008R5	SPD2008	CABP1200	CAB1200	CVB1208
MCD20164R5	2000	1600	400	SPM2004R5	SPD2004	CABP800	CAB800	2x CVB0804
MCD20165R5	2000	1600	500	SPM2005R5	SPD2005	CABP800	CAB800	2x CVB0805
MCD20166R5	2000	1600	600	SPM2006R5	SPD2006	CABP800	CAB800	CVB0806
MCD22106R5	2200	1000	600	SPM2206R5	SPD2206	CABP1000	CAB1000	CVB1006
MCD22126R5	2200	1200	600	SPM2206R5	SPD2206	CABP1200	CAB1200	CVB1206

* CCJ is required.

01

Floor Standing Enclosures




Floor Standing Enclosures

Steel Range | Mild Steel

Combinable, single door | MCS-HP

IP 66 | TYPE 4, 12, 13 | IK 10



**Material:**

Frame: 1.5 mm painted steel. Door: 2 mm painted steel. Rear, roof and side panels: 1.5 mm painted steel. Mounting plate: 3 mm galvanized steel. Bottom plates: 1 mm galvanized steel.

Frame:

Seam welded reversed open profiles with 25 mm hole pattern according to DIN 43660. Including integrated external hole pattern.

Door:

Mounted with four hinges allowing left or right hand opening. Including door frame with 25 mm hole pattern.

Rear panel:

Fitted by M6 torx screws. Standard facilities for rear door mounting.

Side panels:

Supplied as an accessory.

Roof panel:

Removable.

Lock:

Espagnolette 4-point locking system. Does not interfere with the enclosure inner space. Standard double-bit lock with 3 mm insert. Standard inserts, cylinders, lift handles and T-handles are available as accessories.

Bottom plates:

One piece bottom plate, with injected polyurethane gasket to ensure maximum sealing.

Mounting plate:

Double folded and slides into position. Adjustable in depth by steps of 25 mm, with the MPD02 accessory. Supplied, attached on the outside of the enclosure packaging.

Earthing:

All panels are earthed through their fittings and are equipped with a separate earthing stud.

Finish:

RAL 7035 structured powder coating.

Protection:

Complies with IP 66 | TYPE 4, 12, 13 | IK 10.

Mounting requirements:

Standard delivery ready for combined installation. For stand-alone installation add side panels.

Delivery:

Frame with fitted door, rear panel, roof panel, bottom plate, mounting plate and door frame. Delivery also includes earthing bolts. Delivered on a pallet which is identical to the width of the enclosure to allow baying without removal. All packing material is recyclable.



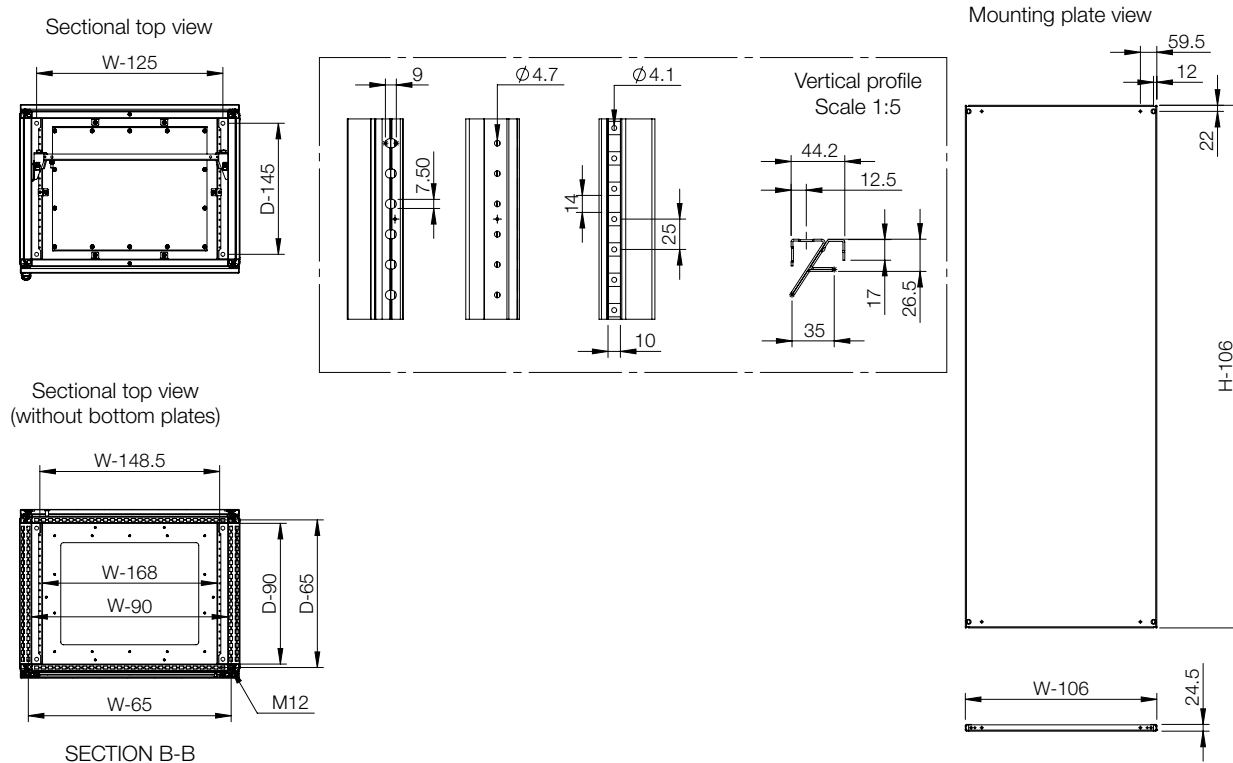
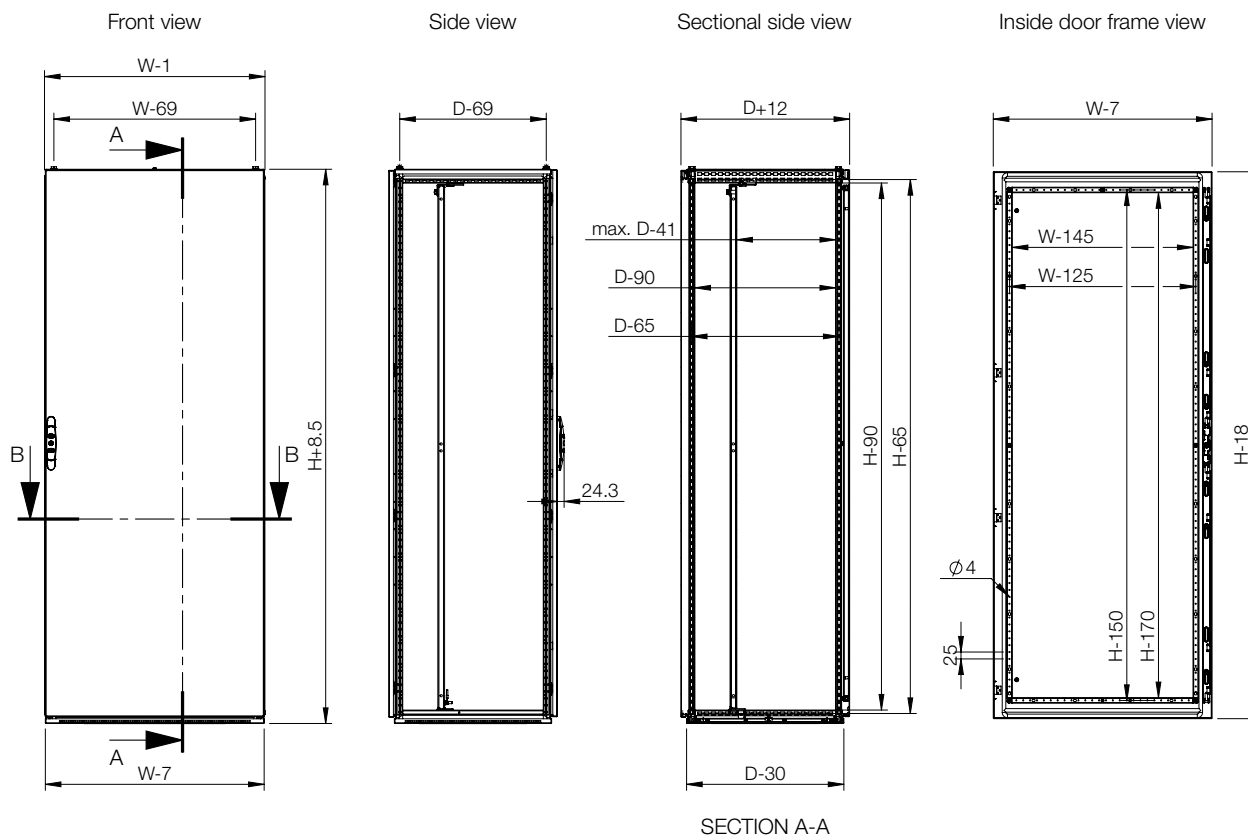
Dimensional table | MCS-HP

IP 66 | TYPE 4, 12, 13 | IK 10

Enclosure dimensions			Mounting plate dimensions		Usable depth	Item no.
H	W	D	h	w	d	
2000	800	600	1894	694	559	MCS20086HP

**Other dimensions available on request. Special side panel is required if depth is greater than 700 mm.*





Floor Standing Enclosures

Steel Range | Mild Steel

Flange Mount Disconnect | MCF

IP 55 | TYPE 12, 13 | IK 10



**Material:**

Frame: 1.5 mm painted steel. Doors: 2 mm painted steel. Rear, roof and side panels: 1.5 mm painted steel. Mounting plate: 3 mm galvanized steel. Bottom plates: 1 mm galvanized steel.

Frame:

Seam welded reversed open profiles with 25 mm hole pattern, according to DIN 43660. Including integrated external hole pattern.

Door:

Mounted with four hinges. Including door frame with 25 mm hole pattern. Door can not be reversed. Flange door: Surface mounted with hinges, locked from the inside, including universal cut-out.

Rear panel:

Fitted by M6 torx screws. Standard facilities for rear door mounting.

Side panels:

Supplied as an accessory.

Roof panel:

Removable.

Lock:

Lock, left door: Espagnolette 4-point locking system. Does not interfere with the enclosure inner space. Standard double-bit lock with 3 mm insert. Standard inserts, cylinders, lift handles and T-handles are available as accessories. Lock, right door: Top and bottom lock with double-bit for easy opening of the door. Double-bit 3 mm insert and 90° movement. Other inserts are available as an accessory.

Bottom plates:

Consists of three pieces.

Mounting plate:

Double folded and adjustable in depth by steps of 25 mm, with the MPD02 accessory. Supplied, attached on the outside of the enclosure packaging.

Earthing:

All panels are earthed through their fittings and are equipped with a separate earthing stud.

Finish:

RAL 7035 structured powder coating.

Protection:

Complies with IP 55 | TYPE 12, 13 | IK 10.

Mounting requirements:

Standard delivery ready for combined installation. Sides of the group of combined enclosures must be closed with side panels SPM. To complete the interlocking system add FMD in this master enclosure and FMA, FMB, FMS in the slave enclosures.

Delivery:

Frame with fitted doors, rear panel, roof panel, bottom plates, mounting plate and door frame. Delivery also includes earthing bolts. Delivered on a pallet which is identical to the width of the enclosure to allow baying without removal. All packing material is recyclable.

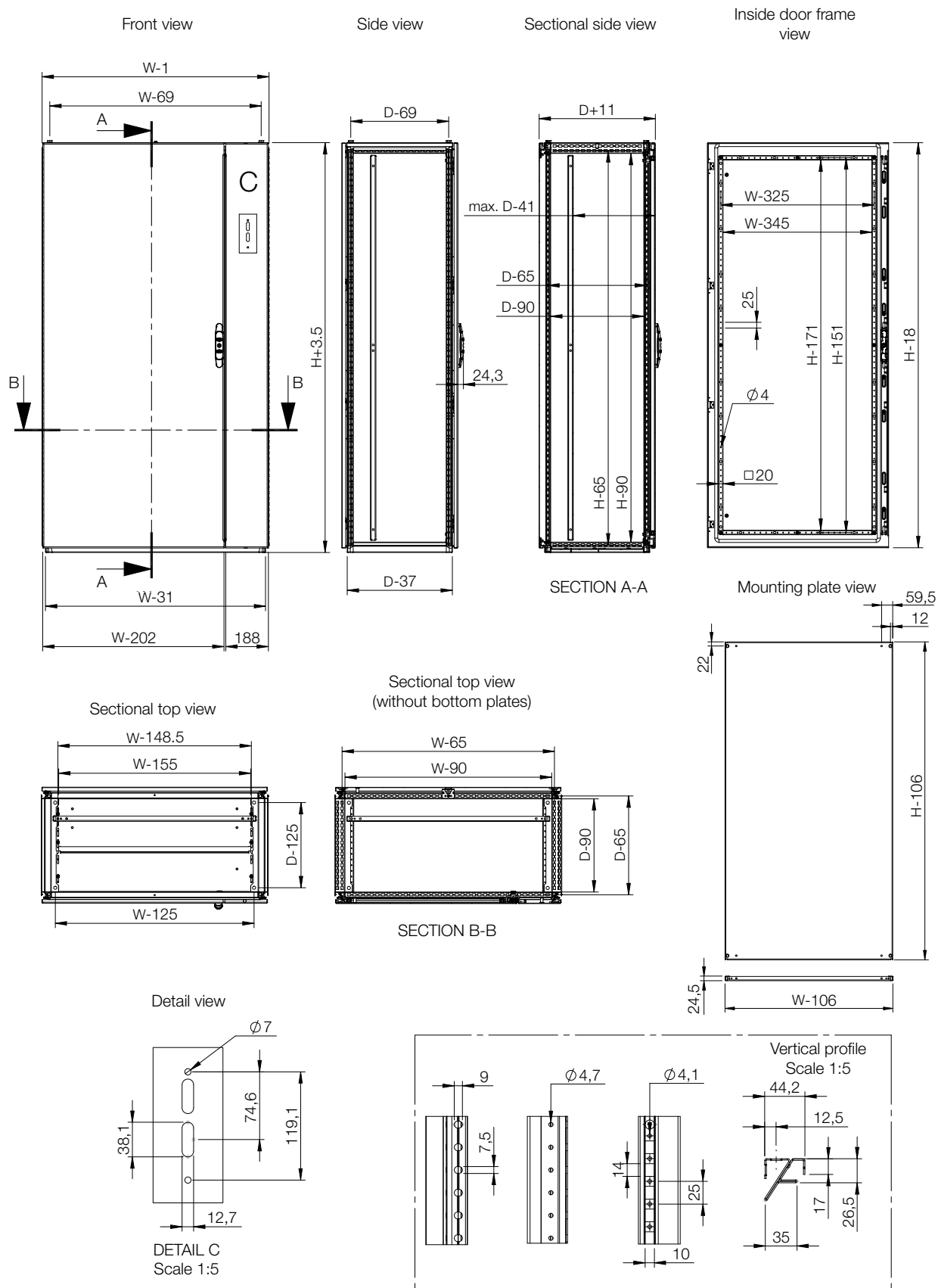


Dimensional table | MCF


IP 55 | TYPE 12, 13 | IK 10





Enclosure dimensions			Door dimensions	
H	W	D	w	Item no.
1800	800	400	800	MCF18084R5
1800	800	500	800	MCF18085R5
1800	1000	500	1000	MCF18105R5
2000	800	500	800	MCF20085R5
2000	800	600	800	MCF20086R5
2000	1000	500	1000	MCF20105R5









Accessories selection matrix | MCF

										
Enclosure				Mounting						
	H	W	D	Mounting plate	Wide mounting plate *	Transversal sliding profiles	Mounting profile, in H	Mounting profile, in W	Outer mounting profile, in W	Outer mounting profile, in D
MCF18084R5	1800	800	400	MP1808	MPW1808	MTS800	CLPF1800	CLPF800	CLPO800	CLPO400
MCF18085R5	1800	800	500	MP1808	MPW1808	MTS800	CLPF1800	CLPF800	CLPO800	CLPO500
MCF18105R5	1800	1000	500	MP1810	MPW1810	MTS1000	CLPF1800	CLPF1000	CLPO1000	CLPO500
MCF20085R5	2000	800	500	MP2008	MPW2008	MTS800	CLPF2000	CLPF800	CLPO800	CLPO500
MCF20086R5	2000	800	600	MP2008	MPW2008	MTS800	CLPF2000	CLPF800	CLPO800	CLPO600
MCF20105R5	2000	1000	500	MP2010	MPW2010	MTS1000	CLPF2000	CLPF1000	CLPO1000	CLPO500
* MTS is required.										

							
Enclosure				Mounting			
	H	W	D	Mounting profile, in D	Click in profile, in W	Click in profile, in D	Side mounting bar
MCF18084R5	1800	800	400	CLPF400	CLPK800	CLPK400	CMB402
MCF18085R5	1800	800	500	CLPF500	CLPK800	CLPK500	CMB502
MCF18105R5	1800	1000	500	CLPF500	CLPK1000	CLPK500	CMB502
MCF20085R5	2000	800	500	CLPF500	CLPK800	CLPK500	CMB502
MCF20086R5	2000	800	600	CLPF600	CLPK800	CLPK600	CMB602
MCF20105R5	2000	1000	500	CLPF500	CLPK1000	CLPK500	CMB502

						
Enclosure				Mounting		
	H	W	D	Depth dividing bar	Vertical dividing bar	Fixing brackets
MCF18084R5	1800	800	400	VBD400	VB1800	VBK04
MCF18085R5	1800	800	500	VBD500	VB1800	VBK04
MCF18105R5	1800	1000	500	VBD500	VB1800	VBK04
MCF20085R5	2000	800	500	VBD500	VB2000	VBK04
MCF20086R5	2000	800	600	VBD600	VB2000	VBK04
MCF20105R5	2000	1000	500	VBD500	VB2000	VBK04

									
Enclosure				Fixing					Thermal
	H	W	D	Front/rear plinths (100 mm height)	Plinth side panels (100 mm height)	Front/rear plinths (200 mm height)	Plinth side panels (200 mm height)	Ventilated front/ rear plinths (100 mm height)	Ventilated roof
MCF18084R5	1800	800	400	PF1080	PS1040	PF2080	PS2040	PV1080	CVR0804R5
MCF18085R5	1800	800	500	PF1080	PS1050	PF2080	PS2050	PV1080	CVR0805R5
MCF18105R5	1800	1000	500	PF1100	PS1050	PF2100	PS2050	PV1100	CVR1005R5
MCF20085R5	2000	800	500	PF1080	PS1050	PF2080	PS2050	PV1080	CVR0805R5
MCF20086R5	2000	800	600	PF1080	PS1060	PF2080	PS2060	PV1080	CVR0806R5
MCF20105R5	2000	1000	500	PF1100	PS1050	PF2100	PS2050	PV1100	CVR1005R5

									
Enclosure				Baying		Cable			
	H	W	D	Side panels	Segregation plate *	Cable fixing bar (mounted below bottom plates)	Cable fixing bar (mounted above bottom plates)	Ventilated bottom plates	
MCF18084R5	1800	800	400	SPM1804R5	SPD1804	CABP800	CAB800	CVB0804	
MCF18085R5	1800	800	500	SPM1805R5	SPD1805	CABP800	CAB800	CVB0805	
MCF18105R5	1800	1000	500	SPM1805R5	SPD1805	CABP1000	CAB1000	CVB1005	
MCF20085R5	2000	800	500	SPM2005R5	SPD2005	CABP800	CAB800	CVB0805	
MCF20086R5	2000	800	600	SPM2006R5	SPD2006	CABP800	CAB800	CVB0806	
MCF20105R5	2000	1000	500	SPM2005R5	SPD2005	CABP1000	CAB1000	CVB1005	
* CCJ is required.									

Floor Standing Enclosures

Steel Range | Mild Steel

ICT Rack | MCI

IP 55 | TYPE 12, 13 | IK 10



**Material:**

Frame: 1.5 mm steel plate. Door: 2 mm steel plate. Roof plate: 1.5 mm steel plate. Bottom plates: 1 mm galvanized steel. 19" profiles: 2 mm zinc plated steel.

Frame:

Seam welded reversed open profiles with 25 mm hole pattern, according to DIN 43660. Including integrated external hole pattern.

Rear door:

Mounted with hinges, allowing left or right hand opening. Including door frame with 25 mm hole pattern.

Side panels:

Supplied as an accessory.

Roof panel:

Removable.

Lock:

Espagnolette 4-point locking system. Does not interfere with the enclosure inner space. Standard double-bit lock with 3 mm insert. Standard inserts, cylinders, lift handles and T-handles are available as accessories.

Bottom plates:

Consists of three or four (D>600) pieces.

19" profiles:

Provides front and side universal 19" hole pattern. Adjustable in depth by steps of 25 mm.

Earthing:

All panels are earthed through their fittings and are equipped with a separate earthing stud.

Finish:

Frame, rear door and roof plate: RAL 7035 structured powder coating. 19" profiles: zinc plated steel.

Protection:

Complies with IP 55 | TYPE 12, 13 | IK 10, when plain front door and side panels are fitted.

Mounting requirements:

Add side panels for closed sides. Front frame can be covered with FFC or fitted with a glazed or plain door.

Delivery:

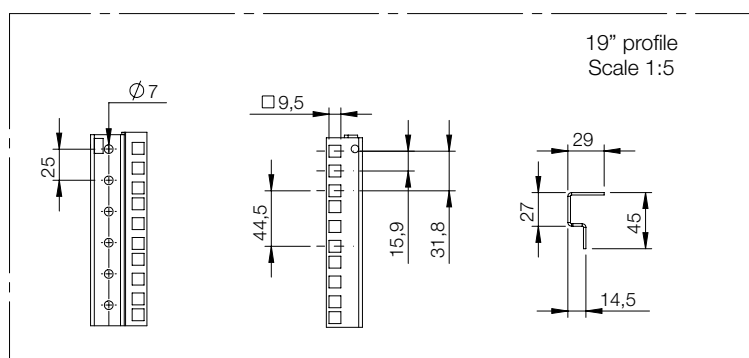
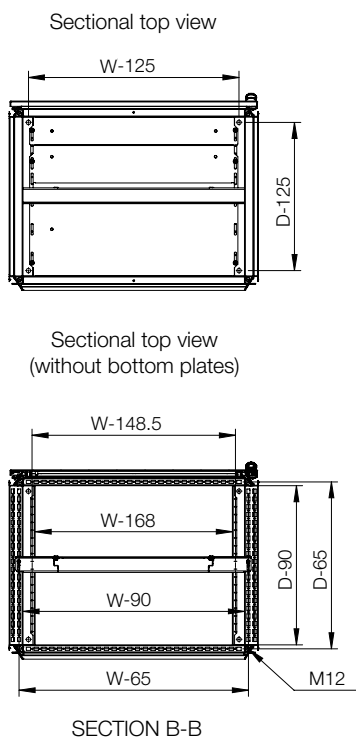
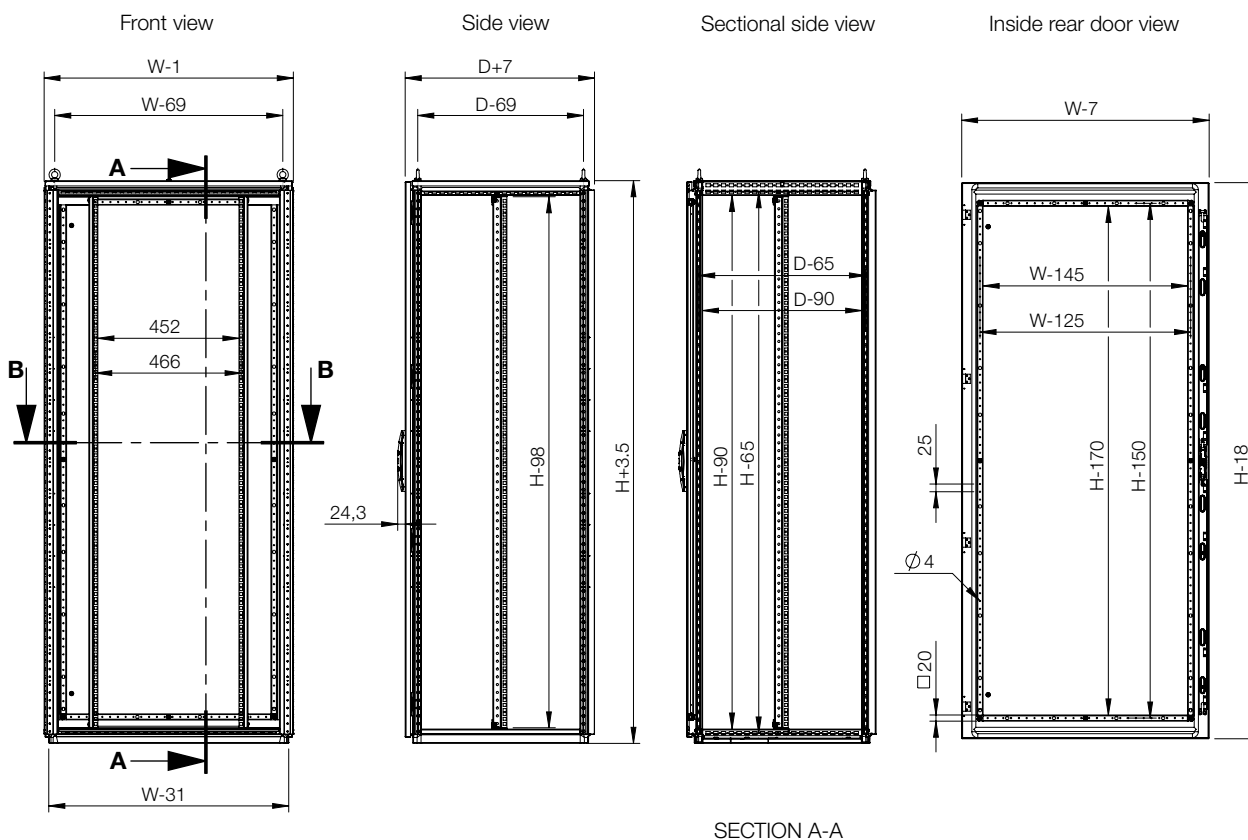
Frame with fitted rear door, roof panel, bottom plates. 19" profiles at front and fixing brackets CIB. For enclosures 2200 mm height, delivery includes two CMB profiles mounted in depth. Delivery also includes earthing bolts. Delivered on a pallet which is identical to the width of the enclosure to allow baying without removal. All packing material is recyclable.



Dimensional table | MCI

IP 55 | TYPE 12, 13 | IK 10

Enclosure dimensions				
H	W	D	Height U	Item no.
1100	600	600	22	MCI11066R5
1400	800	600	29	MCI14086R5
1600	600	600	33	MCI16066R5
1800	600	600	38	MCI18066R5
1800	600	800	38	MCI18068R5
1800	800	600	38	MCI18086R5
2000	600	600	42	MCI20066R5
2000	600	800	42	MCI20068R5
2000	800	600	42	MCI20086R5
2000	800	800	42	MCI20088R5
2200	600	600	47	MCI22066R5
2200	600	800	47	MCI22068R5
2200	800	600	47	MCI22086R5
2200	800	800	47	MCI22088R5



Floor Standing Enclosures

Steel Range | Mild Steel

Compact, single door | MKS

IP 55 | TYPE 12, 13 | IK 10



Material:

Body: 1.35 mm painted steel. Rear and roof panels: 1.5 mm painted steel. Door: 2 mm painted steel. Mounting plate: 3 mm galvanized steel. Bottom plates: 1 mm galvanized steel.

Body:

Four times folded and seam-welded frame. Integrated depth profiles with hole pattern, allowing mounting plate adjustment in depth.

Door:

Mounted with four hinges, allowing left or right hand opening. Including door frame with 25 mm hole pattern.

Rear panel:

Fitted by M6 torx screws. Standard facilities for rear door mounting.

Roof panel:

Removable.

Lock:

Espagnolette 4-point locking system. Does not interfere with the enclosure inner space. Standard double-bit lock with 3 mm insert. Standard inserts, cylinders, lift handles and T-handles are available as accessories.

Bottom plates:

Consists of three pieces.

Mounting plate:

Double folded and slides into position. Adjustable in depth by steps of 25 mm, with the MPD02 accessory. Supplied, attached on the outside of the enclosure packaging.

Earthing:

All panels are earthed through their fittings and are equipped with a separate earthing stud.

Finish:


RAL 7035 structured powder coating.

Protection:

Complies with IP 55 | TYPE 12, 13 | IK 10.

Delivery:

Body with fitted door, rear panel, roof panel, bottom plates, mounting plate and door frame (except PE version). Delivery also includes earthing bolts. The enclosure is delivered on a pallet identical to the enclosure width. All packing material is recyclable.



Dimensional table | MKS

IP 55 | TYPE 12, 13 | IK 10

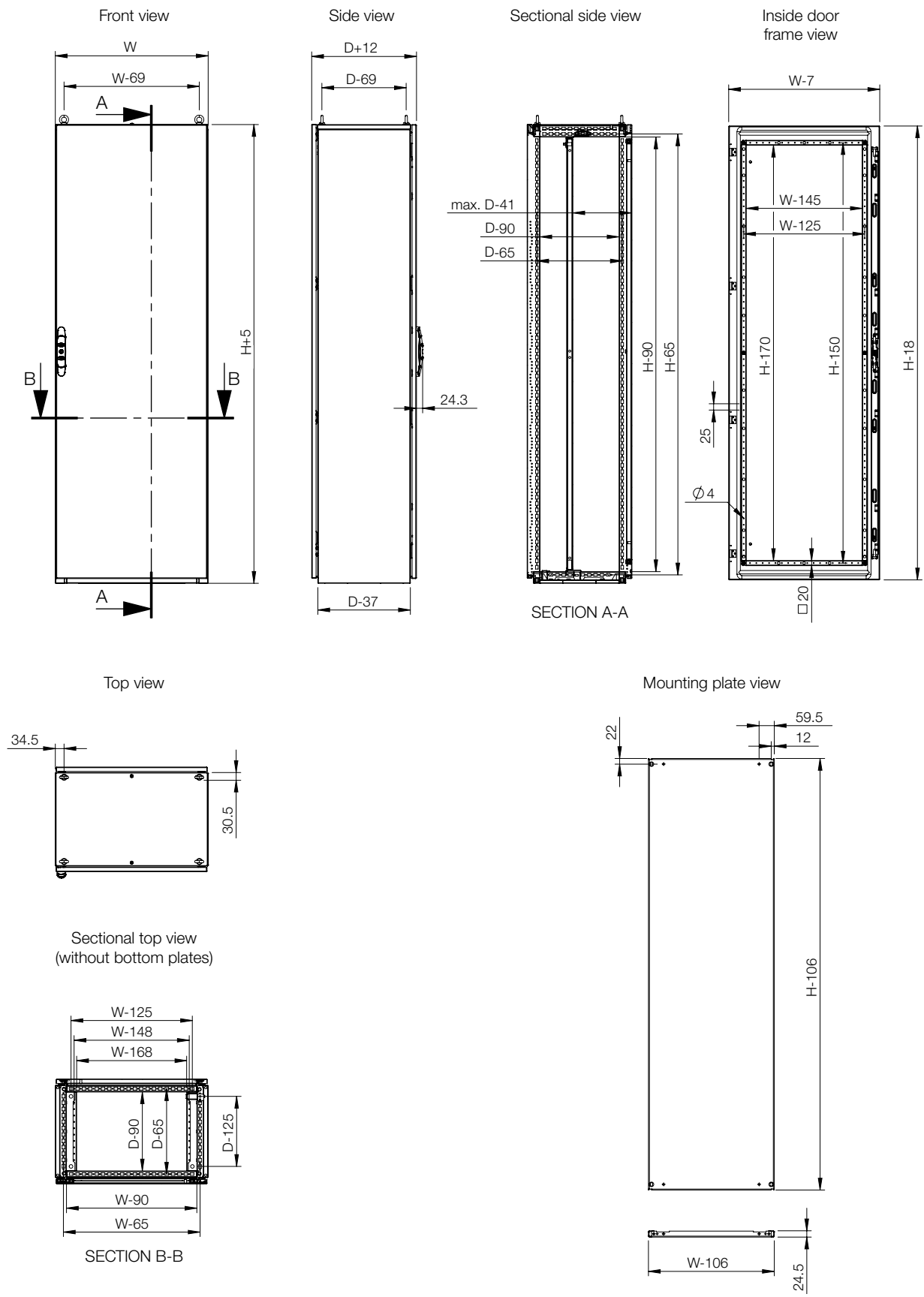
With mounting plate

Enclosure dimensions			Mounting plate dimensions		Usable depth	Item no.
H	W	D	h	w	d	
1200	600	400	1094	494	359	MKS12064R5
1200	800	400	1094	694	359	MKS12084R5
1400	600	300	1294	494	259	MKS14063R5
1400	600	400	1294	494	359	MKS14064R5
1400	800	300	1294	694	259	MKS14083R5
1400	800	400	1294	694	359	MKS14084R5
1600	600	300	1494	494	259	MKS16063R5
1600	600	400	1494	494	359	MKS16064R5
1600	800	300	1494	694	259	MKS16083R5
1600	800	400	1494	694	359	MKS16084R5
1600	800	500	1494	694	459	MKS16085R5
1600	1000	400	1494	894	359	MKS16104R5
1600	1000	500	1494	894	459	MKS16105R5
1800	600	400	1694	494	359	MKS18064R5
1800	800	400	1694	694	359	MKS18084R5
1800	800	500	1694	694	459	MKS18085R5
1800	1000	400	1694	894	359	MKS18104R5
2000	600	400	1894	494	359	MKS20064R5
2000	800	400	1894	694	359	MKS20084R5
2000	800	500	1894	694	459	MKS20085R5
2000	1000	400	1894	894	359	MKS20104R5
2000	1000	500	1894	894	459	MKS20105R5








Without mounting plate

Enclosure dimensions			Item no.
H	W	D	
1200	600	400	MKS12064PER5
1200	800	400	MKS12084PER5
1400	600	300	MKS14063PER5
1400	600	400	MKS14064PER5
1400	800	300	MKS14083PER5
1400	800	400	MKS14084PER5
1600	600	300	MKS16063PER5
1600	600	400	MKS16064PER5
1600	800	300	MKS16083PER5
1600	800	400	MKS16084PER5
1600	800	500	MKS16085PER5
1600	1000	400	MKS16104PER5
1600	1000	500	MKS16105PER5
1800	600	400	MKS18064PER5
1800	800	400	MKS18084PER5
1800	800	500	MKS18085PER5
1800	1000	400	MKS18104PER5
2000	600	400	MKS20064PER5
2000	800	400	MKS20084PER5
2000	800	500	MKS20085PER5
2000	1000	400	MKS20104PER5
2000	1000	500	MKS20105PER5






For added cabling options, add plinths PF and PCP.













Accessories selection matrix | MKS

										
Enclosure				Mounting						
	H	W	D	Mounting plate	Mounting profile, in H	Mounting profile, in W	Mounting profile, in D *	Click in profile, in W *	Click in profile, in D	Outer mounting profile, in W
MKS12064R5	1200	600	400	MP1206	CLPF1200	CLPF600	CLPF400	CLPK600	CLPK400	CLPO600
MKS12084R5	1200	800	400	MP1208	CLPF1200	CLPF800	CLPF400	CLPK800	CLPK400	CLPO800
MKS14063R5	1400	600	300	MP1406	CLPF1400	CLPF600	CLPF300	CLPK600	CLPK300	CLPO600
MKS14064R5	1400	600	400	MP1406	CLPF1400	CLPF600	CLPF400	CLPK600	CLPK400	CLPO600
MKS14083R5	1400	800	300	MP1408	CLPF1400	CLPF800	CLPF300	CLPK800	CLPK300	CLPO800
MKS14084R5	1400	800	400	MP1408	CLPF1400	CLPF800	CLPF400	CLPK800	CLPK400	CLPO800
MKS16063R5	1600	600	300	MP1606	CLPF1600	CLPF600	CLPF300	CLPK600	CLPK300	CLPO600
MKS16064R5	1600	600	400	MP1606	CLPF1600	CLPF600	CLPF400	CLPK600	CLPK400	CLPO600
MKS16083R5	1600	800	300	MP1608	CLPF1600	CLPF800	CLPF300	CLPK800	CLPK300	CLPO800
MKS16084R5	1600	800	400	MP1608	CLPF1600	CLPF800	CLPF400	CLPK800	CLPK400	CLPO800
MKS16085R5	1600	800	500	MP1608	CLPF1600	CLPF800	CLPF500	CLPK800	CLPK500	CLPO800
MKS16104R5	1600	1000	400	MP1610	CLPF1600	CLPF1000	CLPF400	CLPK1000	CLPK400	CLPO1000
MKS16105R5	1600	1000	500	MP1610	CLPF1600	CLPF1000	CLPF500	CLPK1000	CLPK500	CLPO1000
MKS18064R5	1800	600	400	MP1806	CLPF1800	CLPF600	CLPF400	CLPK600	CLPK400	CLPO600
MKS18084R5	1800	800	400	MP1808	CLPF1800	CLPF800	CLPF400	CLPK800	CLPK400	CLPO800
MKS18085R5	1800	800	500	MP1808	CLPF1800	CLPF800	CLPF500	CLPK800	CLPK500	CLPO800
MKS18104R5	1800	1000	400	MP1810	CLPF1800	CLPF1000	CLPF400	CLPK1000	CLPK400	CLPO1000
MKS20064R5	2000	600	400	MP2006	CLPF2000	CLPF600	CLPF400	CLPK600	CLPK400	CLPO600
MKS20084R5	2000	800	400	MP2008	CLPF2000	CLPF800	CLPF400	CLPK800	CLPK400	CLPO800
MKS20085R5	2000	800	500	MP2008	CLPF2000	CLPF800	CLPF500	CLPK800	CLPK500	CLPO800
MKS20104R5	2000	1000	400	MP2010	CLPF2000	CLPF1000	CLPF400	CLPK1000	CLPK400	CLPO1000
MKS20105R5	2000	1000	500	MP2010	CLPF2000	CLPF1000	CLPF500	CLPK1000	CLPK500	CLPO1000





* For compact enclosures (MKS/MKD) the CLPF in depth or a CLPK in width should be used in combination with CAK02 (Profile bracket for compact enclosures).

								
Enclosure				Mounting				
	H	W	D	Side mounting bar	Full height swing frame	Swing frame middle mounted	Swing frame side mounted	Swing frame transversal support bars
MKS12064R5	1200	600	400	CMB402	-	-	-	-
MKS12084R5	1200	800	400	CMB402	-	-	-	-
MKS14063R5	1400	600	300	CMB302	ESFC276	-	-	ESFB06
MKS14064R5	1400	600	400	CMB402	ESFC276	-	-	ESFB06
MKS14083R5	1400	800	300	CMB302	ESFC276	ESFM278	ESFS278	ESFB08
MKS14084R5	1400	800	400	CMB402	ESFC276	ESFM278	ESFS278	ESFB08
MKS16063R5	1600	600	300	CMB302	ESFC316	-	-	ESFB06
MKS16064R5	1600	600	400	CMB402	ESFC316	-	-	ESFB06
MKS16083R5	1600	800	300	CMB302	ESFC316	ESFM318	ESFS278	ESFB08
MKS16084R5	1600	800	400	CMB402	ESFC316	ESFM318	ESFS318	ESFB08
MKS16085R5	1600	800	500	CMB502	ESFC316	ESFM318	ESFS318	ESFB08
MKS16104R5	1600	1000	400	CMB402	ESFC316	ESFM318	ESFS318	ESFB10
MKS16105R5	1600	1000	500	CMB502	ESFC316	ESFM318	ESFS318	ESFB10
MKS18064R5	1800	600	400	CMB402	ESFC366	-	-	ESFB06
MKS18084R5	1800	800	400	CMB402	ESFC366	ESFM368	ESFS368	ESFB08
MKS18085R5	1800	800	500	CMB502	ESFC366	ESFM368	ESFS368	ESFB08
MKS18104R5	1800	1000	400	CMB402	ESFC366	ESFM368	ESFS368	ESFB10
MKS20064R5	2000	600	400	CMB402	ESFC406	-	-	ESFB06
MKS20084R5	2000	800	400	CMB402	ESFC406	ESFM408	ESFS408	ESFB08
MKS20085R5	2000	800	500	CMB502	ESFC406	ESFM408	ESFS408	ESFB08
MKS20104R5	2000	1000	400	CMB402	ESFC406	ESFM408	ESFS408	ESFB10
MKS20105R5	2000	1000	500	CMB502	ESFC406	ESFM408	ESFS408	ESFB10

								
Enclosure				Mounting		Doors		
	H	W	D	Mounting profiles (19") *	Brackets for fixing 19" mounting profiles	Plain door **	Glazed door **	Inner door
MKS12064R5	1200	600	400	CIP24	CIB600	DN1206R5	DNG1206R5	DI1206R5
MKS12084R5	1200	800	400	CIP24	CIB800	DN1208R5	DNG1208R5	DI1208R5
MKS14063R5	1400	600	300	CIP29	CIB600	DN1406R5	DNG1406R5	DI1406R5
MKS14064R5	1400	600	400	CIP29	CIB600	DN1406R5	DNG1406R5	DI1406R5
MKS14083R5	1400	800	300	CIP29	CIB800	DN1408R5	DNG1408R5	DI1408R5
MKS14084R5	1400	800	400	CIP29	CIB800	DN1408R5	DNG1408R5	DI1408R5
MKS16063R5	1600	600	300	CIP33	CIB600	DN1606R5	DNG1606R5	DI1606R5
MKS16064R5	1600	600	400	CIP33	CIB600	DN1606R5	DNG1606R5	DI1606R5
MKS16083R5	1600	800	300	CIP33	CIB800	DN1608R5	DNG1608R5	DI1608R5
MKS16084R5	1600	800	400	CIP33	CIB800	DN1608R5	DNG1608R5	DI1608R5
MKS16085R5	1600	800	500	CIP33	CIB800	DN1608R5	DNG1608R5	DI1608R5
MKS16104R5	1600	1000	400	-	-	DN1610R5	-	-
MKS16105R5	1600	1000	500	-	-	DN1610R5	-	-
MKS18064R5	1800	600	400	CIP38	CIB600	DN1806R5	DNG1806R5	DI1806R5
MKS18084R5	1800	800	400	CIP38	CIB800	DN1808R5	DNG1808R5	DI1808R5
MKS18085R5	1800	800	500	CIP38	CIB800	DN1808R5	DNG1808R5	DI1808R5
MKS18104R5	1800	1000	400	-	-	DN1810R5	-	-
MKS20064R5	2000	600	400	CIP42	CIB600	DN2006R5	DNG2006R5	DI2006R5
MKS20084R5	2000	800	400	CIP42	CIB800	DN2008R5	DNG2008R5	DI2008R5
MKS20085R5	2000	800	500	CIP42	CIB800	DN2008R5	DNG2008R5	DI2008R5
MKS20104R5	2000	1000	400	-	-	DN2010R5	-	-
MKS20105R5	2000	1000	500	-	-	DN2010R5	-	-
* CIB, CID or CIWR are required.								
** DNMK is required for additional door.								

								
Enclosure				Fixing				
	H	W	D	Front/rear plinths (100 mm height)	Side plinths (100 mm height)	Front/rear plinths (200 mm height)	Side plinths (200 mm height)	Ventilated front/rear plinths
MKS12064R5	1200	600	400	PF1060	PS1040	PF2060	PS2040	PV1060
MKS12084R5	1200	800	400	PF1080	PS1040	PF2080	PS2040	PV1080
MKS14063R5	1400	600	300	PF1060	PS1030	PF2060	PS2030	PV1060
MKS14064R5	1400	600	400	PF1060	PS1040	PF2060	PS2040	PV1060
MKS14083R5	1400	800	300	PF1080	PS1030	PF2080	PS2030	PV1080
MKS14084R5	1400	800	400	PF1080	PS1040	PF2080	PS2040	PV1080
MKS16063R5	1600	600	300	PF1060	PS1030	PF2060	PS2030	PV1060
MKS16064R5	1600	600	400	PF1060	PS1040	PF2060	PS2040	PV1060
MKS16083R5	1600	800	300	PF1080	PS1030	PF2080	PS2030	PV1080
MKS16084R5	1600	800	400	PF1080	PS1040	PF2080	PS2040	PV1080
MKS16085R5	1600	800	500	PF1080	PS1050	PF2080	PS2050	PV1080
MKS16104R5	1600	1000	400	PF1100	PS1040	PF2100	PS2040	PV1100
MKS16105R5	1600	1000	500	PF1100	PS1050	PF2100	PS2050	PV1100
MKS18064R5	1800	600	400	PF1060	PS1040	PF2060	PS2040	PV1060
MKS18084R5	1800	800	400	PF1080	PS1040	PF2080	PS2040	PV1080
MKS18085R5	1800	800	500	PF1080	PS1050	PF2080	PS2050	PV1080
MKS18104R5	1800	1000	400	PF1100	PS1040	PF2100	PS2040	PV1100
MKS20064R5	2000	600	400	PF1060	PS1040	PF2060	PS2040	PV1060
MKS20084R5	2000	800	400	PF1080	PS1040	PF2080	PS2040	PV1080
MKS20085R5	2000	800	500	PF1080	PS1050	PF2080	PS2050	PV1080
MKS20104R5	2000	1000	400	PF1100	PS1040	PF2100	PS2040	PV1100
MKS20105R5	2000	1000	500	PF1100	PS1050	PF2100	PS2050	PV1100

Accessories selection matrix | MKS

							
Enclosure				Thermal	Cable		
	H	W	D	Ventilated roof	Cable fixing bar (mounted below bottom plates)	Cable fixing bar (mounted above bottom plates)	Ventilated bottom plates
MKS12064R5	1200	600	400	CVR0604R5	CABP600	CAB600	CVB0604
MKS12084R5	1200	800	400	CVR0804R5	CABP800	CAB800	CVB0804
MKS14063R5	1400	600	300	CVR0603R5	CABP600	CAB600	-
MKS14064R5	1400	600	400	CVR0604R5	CABP600	CAB600	CVB0604
MKS14083R5	1400	800	300	CVR0803R5	CABP800	CAB800	-
MKS14084R5	1400	800	400	CVR0804R5	CABP800	CAB800	CVB0804
MKS16063R5	1600	600	300	CVR0603R5	CABP600	CAB600	-
MKS16064R5	1600	600	400	CVR0604R5	CABP600	CAB600	CVB0604
MKS16083R5	1600	800	300	CVR0803R5	CABP800	CAB800	-
MKS16084R5	1600	800	400	CVR0804R5	CABP800	CAB800	CVB0804
MKS16085R5	1600	800	500	CVR0805R5	CABP800	CAB800	CVB0805
MKS16104R5	1600	1000	400	CVR1004R5	CABP1000	CAB1000	CVB1004
MKS16105R5	1600	1000	500	CVR1005R5	CABP1000	CAB1000	CVB1005
MKS18064R5	1800	600	400	CVR0604R5	CABP600	CAB600	CVB0604
MKS18084R5	1800	800	400	CVR0804R5	CABP800	CAB800	CVB0804
MKS18085R5	1800	800	500	CVR0805R5	CABP800	CAB800	CVB0805
MKS18104R5	1800	1000	400	CVR1004R5	CABP1000	CAB1000	CVB1004
MKS20064R5	2000	600	400	CVR0604R5	CABP600	CAB600	CVB0604
MKS20084R5	2000	800	400	CVR0804R5	CABP800	CAB800	CVB0804
MKS20085R5	2000	800	500	CVR0805R5	CABP800	CAB800	CVB0805
MKS20104R5	2000	1000	400	CVR1004R5	CABP1000	CAB1000	CVB1004
MKS20105R5	2000	1000	500	CVR1005R5	CABP1000	CAB1000	CVB1005

01

Floor Standing Enclosures



Floor Standing Enclosures

Steel Range | Mild Steel

Compact, double door | MKD

IP 55 | TYPE 12, 13 | IK 10



**Material:**

Body: 1.35 mm painted steel. Rear and roof panels: 1.5 mm painted steel. Door: 2 mm painted steel. Mounting plate: 3 mm galvanized steel. Bottom plates: 1 mm galvanized steel.

Body:

Four times folded and seam-welded frame. Integrated depth profiles with hole pattern, allowing mounting plate adjustment in depth.

Doors:

Mounted with four hinges. Including door frame with 25 mm hole pattern. Standard doors cannot be reversed. Separate doors to be ordered for left hand door locking.

Rear panel:

Fitted by M6 torx screws. Standard facilities for rear door mounting. Split rear panels on 1600 mm wide enclosures.

Roof panel:

Removable.

Lock:

Espagnolette 4-point locking system in the main door and 2-point locking system in the slave door. Standard double-bit lock with 3 mm insert. Standard inserts, cylinders, lift handles and T-handles are available as accessories.

Bottom plates:

Consists of three pieces.

Mounting plate:

Double folded and slides into position. Adjustable in depth by steps of 25 mm, with the MPD02 accessory. Supplied, attached on the outside of the enclosure packaging.

Earthing:

All panels are earthed through their fittings and are equipped with a separate earthing stud.

Finish:

RAL 7035 structured powder coating.

Protection:

Complies with IP 55 | TYPE 12, 13 | IK 10.

Delivery:

Body with fitted door, rear panel, roof panel, bottom plates, mounting plate (except in PE version) and door frame. Delivery also includes earthing bolts. The enclosure is delivered on a pallet identical to the enclosure width. All packing material is recyclable.



Dimensional table | MKD

IP 55 | TYPE 12, 13 | IK 10

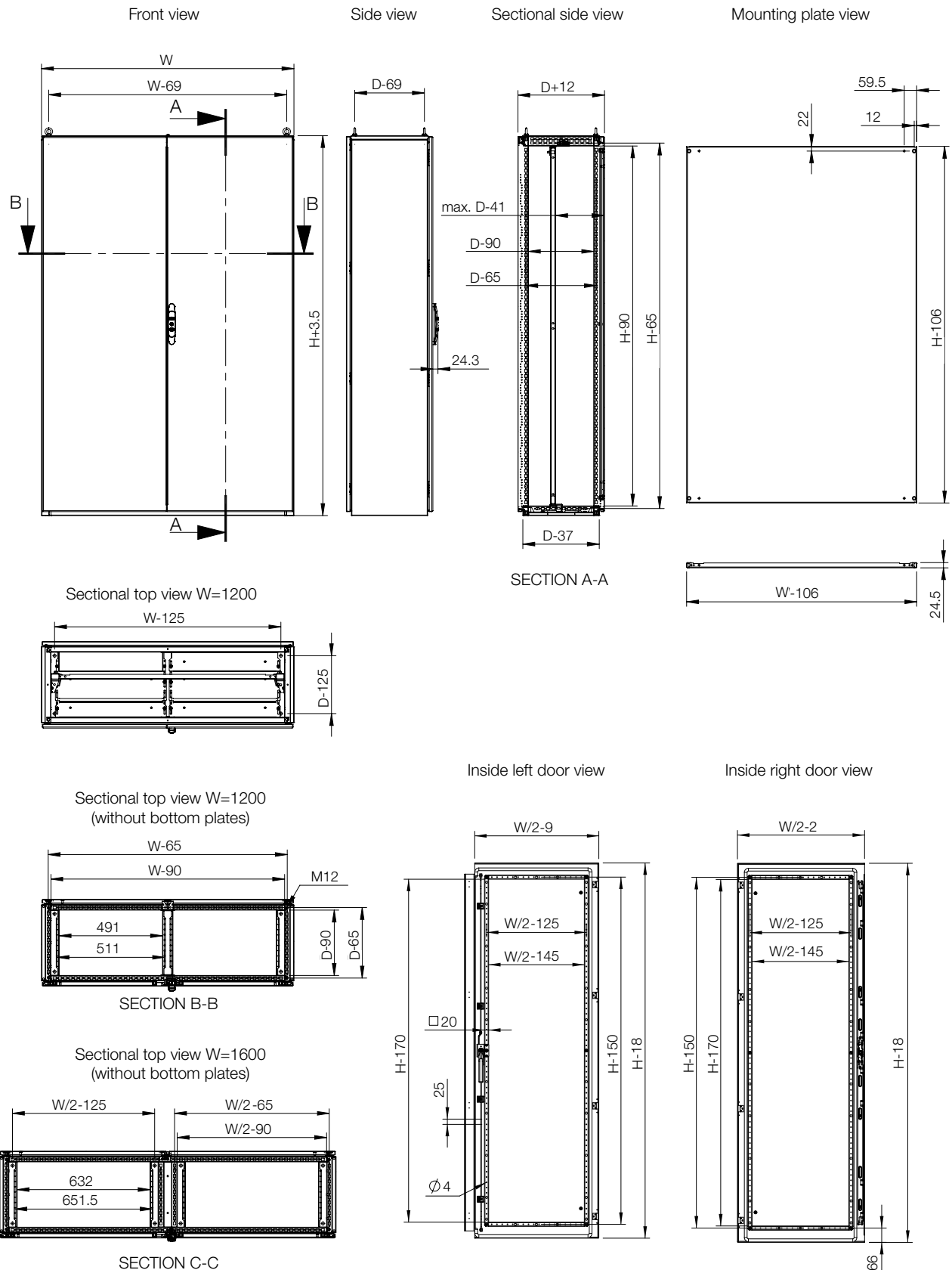
With mounting plate

Enclosure dimensions			Mounting plate dimensions		Usable depth	Item no.
H	W	D	h	w	d	
1200	1200	400	1094	1094	359	MKD12124R5
1400	1000	300	1294	894	259	MKD14103R5
1400	1000	400	1294	894	359	MKD14104R5
1400	1200	300	1294	1094	259	MKD14123R5
1400	1200	400	1294	1094	359	MKD14124R5
1600	1200	400	1494	1094	359	MKD16124R5
1600	1200	500	1494	1094	459	MKD16125R5
1800	1200	400	1694	1094	359	MKD18124R5
1800	1200	500	1694	1094	459	MKD18125R5
1800	1600	400	1694	1494	359	MKD18164R5
1800	1600	500	1694	1494	459	MKD18165R5
2000	1200	400	1894	1094	359	MKD20124R5
2000	1200	500	1894	1094	459	MKD20125R5
2000	1600	400	1894	1494	359	MKD20164R5
2000	1600	500	1894	1494	459	MKD20165R5









Without mounting plate

Enclosure dimensions			Item no.
H	W	D	
1200	1200	400	MKD12124PER5
1400	1000	300	MKD14103PER5
1400	1000	400	MKD14104PER5
1400	1200	300	MKD14123PER5
1400	1200	400	MKD14124PER5
1600	1200	400	MKD16124PER5
1600	1200	500	MKD16125PER5
1800	1200	400	MKD18124PER5
1800	1200	500	MKD18125PER5
1800	1600	400	MKD18164PER5
1800	1600	500	MKD18165PER5
2000	1200	400	MKD20124PER5
2000	1200	500	MKD20125PER5
2000	1600	400	MKD20164PER5
2000	1600	500	MKD20165PER5








For added cabling options, add plinths PF and PCP.



Accessories selection matrix | MKD

											
Enclosure				Mounting							
	H	W	D	Mounting plate	Mounting profile, in H	Mounting profile, in W	Mounting profile, in D *	Click in profile, in W *	Click in profile, in D	Side mounting bar	Outer mounting profile, in W
MKD12124R5	1200	1200	400	MP1212	CLPF1200	CLPF1200	CLPF400	CLPK1200	CLPK400	CMB402	CLPO1200
MKD14103R5	1400	1000	300	MP1410	CLPF1400	CLPF1000	CLPF300	CLPK1000	CLPK300	CMB302	CLPO1000
MKD14104R5	1400	1000	400	MP1410	CLPF1400	CLPF1000	CLPF400	CLPK1000	CLPK400	CMB402	CLPO1000
MKD14123R5	1400	1200	300	MP1412	CLPF1400	CLPF1200	CLPF300	CLPK1200	CLPK300	CMB302	CLPO1200
MKD14124R5	1400	1200	400	MP1412	CLPF1400	CLPF1200	CLPF400	CLPK1200	CLPK400	CMB402	CLPO1200
MKD16124R5	1600	1200	400	MP1612	CLPF1600	CLPF1200	CLPF400	CLPK1200	CLPK400	CMB402	CLPO1200
MKD16125R5	1600	1200	500	MP1612	CLPF1600	CLPF1200	CLPF500	CLPK1200	CLPK500	CMB502	CLPO1200
MKD18124R5	1800	1200	400	MP1812	CLPF1800	CLPF1200	CLPF400	CLPK1200	CLPK400	CMB402	CLPO1200
MKD18125R5	1800	1200	500	MP1812	CLPF1800	CLPF1200	CLPF500	CLPK1200	CLPK500	CMB502	CLPO1200
MKD18164R5	1800	1600	400	MP1816	CLPF1800	CLPF1600	CLPF400	-	CLPK400	CMB402	-
MKD18165R5	1800	1600	500	MP1816	CLPF1800	CLPF1600	CLPF500	-	CLPK500	CMB502	-
MKD20124R5	2000	1200	400	MP2012	CLPF2000	CLPF1200	CLPF400	CLPK1200	CLPK400	CMB402	CLPO1200
MKD20125R5	2000	1200	500	MP2012	CLPF2000	CLPF1200	CLPF500	CLPK1200	CLPK500	CMB502	CLPO1200
MKD20164R5	2000	1600	400	MP2016	CLPF2000	CLPF1600	CLPF400	-	CLPK400	CMB402	-
MKD20165R5	2000	1600	500	MP2016	CLPF2000	CLPF1600	CLPF500	-	CLPK500	CMB502	-

* For compact enclosures (MKS/MKD) the CLPF in depth or a CLPK in width should be used in combination with CAK02 (Profile bracket for compact enclosures).

										
Enclosure				Fixing					Doors	
	H	W	D	Front/rear plinths (100 mm height)	Plinth side panels (100 mm height)	Front/rear plinths (200 mm height)	Plinth side panels (200 mm height)	Ventilated front/rear plinths (100 mm height)	Plain door, left *	Plain door, right *
MKD12124R5	1200	1200	400	PF1120	PS1040	PF2120	PS2040	PV1120	DN1206LR5	DN1206RR5
MKD14103R5	1400	1000	300	PF1100	PS1030	PF2100	PS2030	PV1100	DN1405LR5	DN1405RR5
MKD14104R5	1400	1000	400	PF1100	PS1040	PF2100	PS2040	PV1100	DN1405LR5	DN1405RR5
MKD14123R5	1400	1200	300	PF1120	PS1030	PF2120	PS2030	PV1120	DN1406LR5	DN1406RR5
MKD14124R5	1400	1200	400	PF1120	PS1040	PF2120	PS2040	PV1120	DN1406LR5	DN1406RR5
MKD16124R5	1600	1200	400	PF1120	PS1040	PF2120	PS2040	PV1120	DN1606LR5	DN1606RR5
MKD16125R5	1600	1200	500	PF1120	PS1050	PF2120	PS2050	PV1120	DN1606LR5	DN1606RR5
MKD18124R5	1800	1200	400	PF1120	PS1040	PF2120	PS2040	PV1120	DN1806LR5	DN1806RR5
MKD18125R5	1800	1200	500	PF1120	PS1050	PF2120	PS2050	PV1120	DN1806LR5	DN1806RR5
MKD18164R5	1800	1600	400	2x PF1080	PS1040	2x PF2080	PS2040	2x PV1080	DN1808LR5	DN1808RR5
MKD18165R5	1800	1600	500	2x PF1080	PS1050	2x PF2080	PS2050	2x PV1080	DN1808LR5	DN1808RR5
MKD20124R5	2000	1200	400	PF1120	PS1040	PF2120	PS2040	PV1120	DN2006LR5	DN2006RR5
MKD20125R5	2000	1200	500	PF1120	PS1050	PF2120	PS2050	PV1120	DN2006LR5	DN2006RR5
MKD20164R5	2000	1600	400	2x PF1080	PS1040	2x PF2080	PS2040	2x PV1080	DN2008LR5	DN2008RR5
MKD20165R5	2000	1600	500	2x PF1080	PS1050	2x PF2080	PS2050	2x PV1080	DN2008LR5	DN2008RR5

* DNMK is required for additional door.

							
Enclosure				Thermal	Cable		
	H	W	D	Ventilated roof	Cable fixing bar (mounted below bottom plates)	Cable fixing bar (mounted above bottom plates)	Ventilated bottom plates
MKD12124R5	1200	1200	400	CVR1204R5	CABP1200	CAB1200	-
MKD14103R5	1400	1000	300	CVR1003R5	CABP1000	CAB1000	-
MKD14104R5	1400	1000	400	CVR1004R5	CABP1000	CAB1000	-
MKD14123R5	1400	1200	300	CVR1203R5	CABP1200	CAB1200	-
MKD14124R5	1400	1200	400	CVR1004R5	CABP1200	CAB1200	-
MKD16124R5	1600	1200	400	CVR1204R5	CABP1200	CAB1200	-
MKD16125R5	1600	1200	500	CVR1205R5	CABP1200	CAB1200	-
MKD18124R5	1800	1200	400	CVR1204R5	CABP1200	CAB1200	-
MKD18125R5	1800	1200	500	CVR1205R5	CABP1200	CAB1200	-
MKD18164R5	1800	1600	400	CVR1604R5	CABP800	CAB800	2x CVB0804
MKD18165R5	1800	1600	500	CVR1605R5	CABP800	CAB800	2x CVB0805
MKD20124R5	2000	1200	400	CVR1204R5	CABP1200	CAB1200	-
MKD20125R5	2000	1200	500	CVR1205R5	CABP1200	CAB1200	-
MKD20164R5	2000	1600	400	CVR1604R5	CABP800	CAB800	2x CVB0804
MKD20165R5	2000	1600	500	CVR1605R5	CABP800	CAB800	2x CVB0805

Floor Standing Enclosures

Steel Range | Stainless Steel

Combinable, single door | MCSS

IP 55 | TYPE 12, 13 | IK 10



Material:

AISI 304L pre-grained stainless steel / AISI 316L. Frame: 1.5 mm. Door: 2 mm. Rear, roof and side panels: 1.5 mm. Bottom plates: 1.5 mm stainless steel. Mounting plate: 3 mm galvanized steel.

Frame:

Seam welded reversed open profiles with 25 mm hole pattern, according to DIN 43660.

Door:

Mounted with four hinges allowing left or right hand opening. Including door frame with 25 mm hole pattern.

Rear panel:

Fitted by M6 torx screws. Standard facilities for rear door mounting.

Side panels:

Supplied as an accessory.

Roof panel:

Removable.

Lock:

Espagnolette 4-point locking system. Does not interfere with the enclosure inner space. Standard double-bit 3 mm insert. Standard inserts, cylinders, lift handles and T-handle are available as accessories.

Bottom plates:

One piece bottom plate, with injected polyurethane gasket to ensure maximum sealing.

Mounting plate:

Double folded and slides into position. Adjustable in depth by steps of 25 mm, with the MPD02 accessory. Mounting plate is supplied, attached on the outside of the enclosure packaging.

Earthing:

All panels are earthed through their fittings and are equipped with a separate earthing stud.

Finish:

400 pre-grained stainless steel.

Protection:

Corresponds with IP 55 | TYPE 12, 13 | IK 10.

Mounting requirements:

Standard delivery ready for combined installation. For stand-alone installation, add side panels.

Delivery:

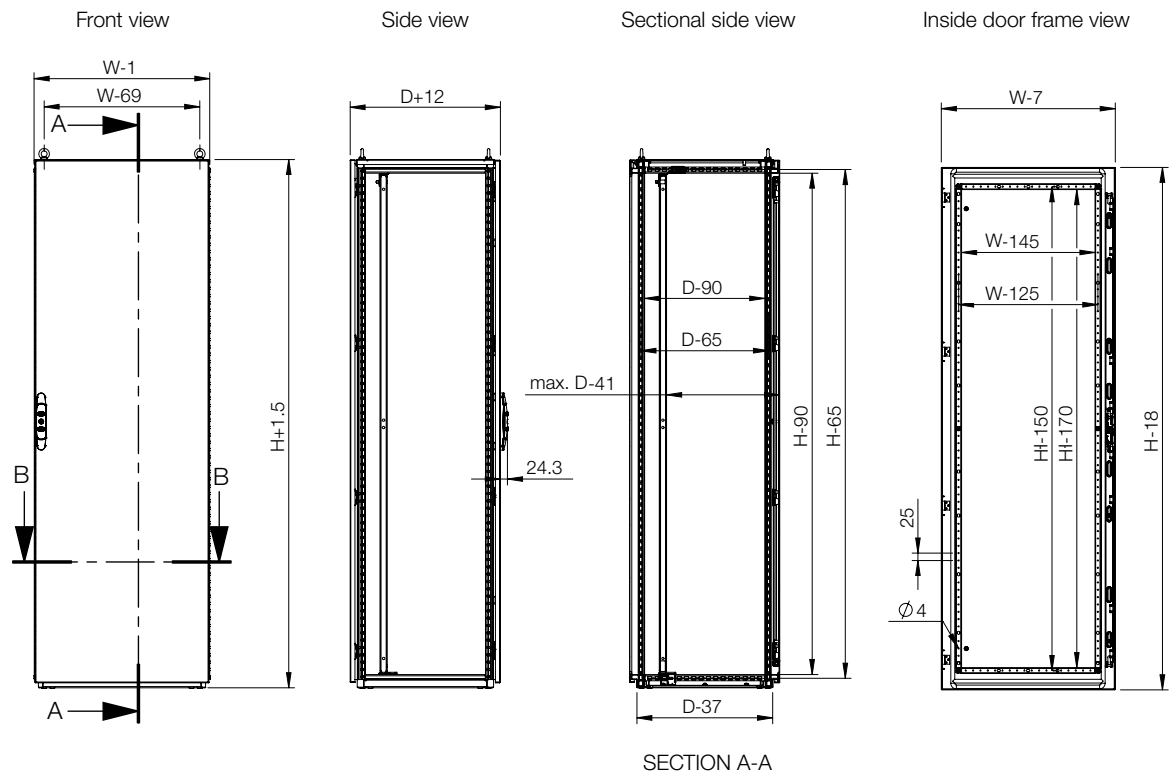
Frame with fitted door, rear panel, roof panel, bottom plate, mounting plate and door frame. Delivery also includes earthing bolts. Delivered on a pallet which is identical to the width of the enclosure to allow baying without removal. All packing material is recyclable.



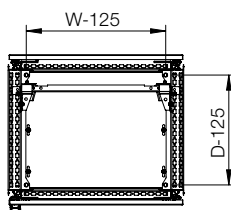
Dimensional table | MCSS

IP 55 | TYPE 12, 13 | IK 10

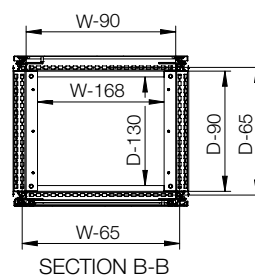
Enclosure dimensions			Mounting plate dimensions		Item no.
H	W	D	h	w	
1800	600	500	1694	494	MCSS18065
1800	600	500	1694	494	MCSS18065-316
1800	800	500	1694	694	MCSS18085
1800	800	500	1694	694	MCSS18085-316
1800	1000	500	1694	894	MCSS18105
1800	1000	500	1694	894	MCSS18105-316
2000	600	600	1894	494	MCSS20066
2000	600	600	1894	494	MCSS20066-316
2000	800	600	1894	694	MCSS20086
2000	800	600	1894	694	MCSS20086-316
2000	1000	600	1894	894	MCSS20106
2000	1000	600	1894	894	MCSS20106-316



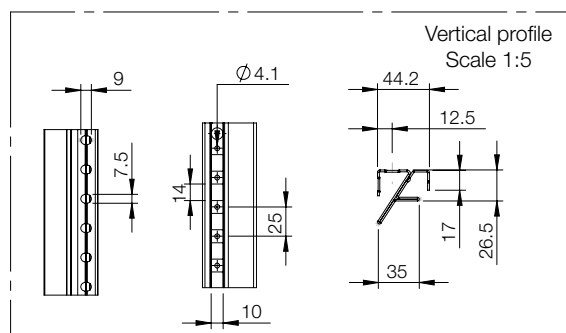
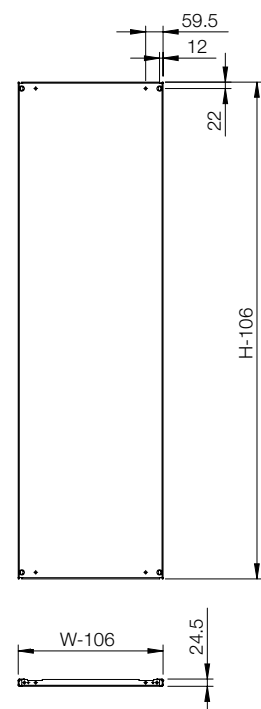
Sectional top view




Sectional top view
(without bottom plates)









Mounting plate view



Accessories selection matrix | MCSS

									
Enclosure				Mounting					
	H	W	D	Mounting plate	Wide mounting plate *	Transversal sliding profiles	Mounting profiles (19") **	Brackets for fixing 19" mounting profiles	Side mounting bar
MCSS18065	1800	600	500	MP1806	MPW1806	MTS600	CIP38	CIB600	CMB502
MCSS18085	1800	800	500	MP1808	MPW1808	MTS800	CIP38	CIB800	CMB502
MCSS18105	1800	1000	500	MP1810	MPW1810	MTS1000	-	-	CMB502
MCSS20066	2000	600	600	MP2006	MPW2006	MTS600	CIP42	CIB600	CMB602
MCSS20086	2000	800	600	MP2008	MPW2008	MTS800	CIP42	CIB800	CMB602
MCSS20106	2000	1000	600	MP2010	MPW2010	MTS1000	-	-	CMB602
* MTS is required. ** CIB, CID or CIWR are required.									

										
Enclosure				Mounting						
	H	W	D	Mounting profile, in H	Mounting profile, in W	Mounting profile, in D	Click in profile, in W	Click in profile, in D	Outer mounting profile, in W	Outer mounting profile, in D
MCSS18065	1800	600	500	CLPF1800	CLPF600	CLPF500	CLPK600	CLPK500	CLPO600	CLPO500
MCSS18085	1800	800	500	CLPF1800	CLPF800	CLPF500	CLPK800	CLPK500	CLPO800	CLPO500
MCSS18105	1800	1000	500	CLPF1800	CLPF1000	CLPF500	CLPK1000	CLPK500	CLPO1000	CLPO500
MCSS20066	2000	600	600	CLPF2000	CLPF600	CLPF600	CLPK600	CLPK600	CLPO600	CLPO600
MCSS20086	2000	800	600	CLPF2000	CLPF800	CLPF600	CLPK800	CLPK600	CLPO800	CLPO600
MCSS20106	2000	1000	600	CLPF2000	CLPF1000	CLPF600	CLPK1000	CLPK600	CLPO1000	CLPO600

							
Enclosure				Fixing			
	H	W	D	Full height swing frame *	Swing frame middle mounted *	Swing frame side mounted *	Swing frame transversal support bars
MCSS18065	1800	600	500	ESFC366	-	-	ESFB06
MCSS18085	1800	800	500	ESFC366	ESFM368	ESFS368	ESFB08
MCSS18105	1800	1000	500	ESFC366	ESFM368	ESFS368	ESFB10
MCSS20066	2000	600	600	ESFC406	-	-	ESFB06
MCSS20086	2000	800	600	ESFC406	ESFM408	ESFS408	ESFB08
MCSS20106	2000	1000	600	ESFC406	ESFM408	ESFS408	ESFB10
* ESFB is required.							

Enclosure				Fixing			
	H	W	D	Front/rear plinths (100 mm height)	Plinth side panels (100 mm height)	Front/rear plinths (200 mm height)	Plinth side panels (200 mm height)
MCSS18065	1800	600	500	PFS1060	PSS1050	PFS2060	PSS2050
MCSS18085	1800	800	500	PFS1080	PSS1050	PFS2080	PSS2050
MCSS18105	1800	1000	500	PFS1100	PSS1050	PFS2100	PSS2050
MCSS20066	2000	600	600	PFS1060	PSS1060	PFS2060	PSS2060
MCSS20086	2000	800	600	PFS1080	PSS1060	PFS2080	PSS2060
MCSS20106	2000	1000	600	PFS1100	PSS1060	PFS2100	PSS2060

Enclosure				Doors			Baying		Cable
	H	W	D	Plain door *	Glazed door *	Inner door	Side panels	Segregation plate **	Cable fixing bar (mounted above bottom plates)
MCSS18065	1800	600	500	DNSS1806	DNGS1806	DI1806R5	SPMS1805	SPDS1805	CAB600
MCSS18085	1800	800	500	DNSS1808	DNGS1808	DI1808R5	SPMS1805	SPDS1805	CAB800
MCSS18105	1800	1000	500	DNSS1810	DNGS1810	-	SPMS1805	SPDS1805	CAB1000
MCSS20066	2000	600	600	DNSS2006	DNGS2006	DI2006R5	SPMS2006	SPDS2006	CAB600
MCSS20086	2000	800	600	DNSS2008	DNGS2008	DI2008R5	SPMS2006	SPDS2006	CAB800
MCSS20106	2000	1000	600	DNSS2010	DNGS2010	-	SPMS2006	SPDS2006	CAB1000

* DNMKs is required for each additional door.
 ** CCJ is required.

Floor Standing Enclosures

Steel Range | Stainless Steel

Combinable, double door | MCDS

IP 55 | TYPE 12, 13 | IK 10



**Material:**

AISI 304L pre-grained stainless steel / AISI 316L. Frame: 1.5 mm. Door: 2 mm. Rear, roof and side panels: 1.5 mm. Bottom plates: 1.5 mm stainless steel. Mounting plate: 3 mm galvanized steel.

Frame:

Seam welded reversed open profiles with 25 mm hole pattern, according to DIN 43660.

Door:

Mounted with four hinges. Including door frame with 25 mm hole pattern. Doors cannot be reversed. Separate doors to be ordered for left hand door locking.

Rear panel:

Fitted by M6 torx screws. Standard facilities for rear door mounting. Split rear panels in 1600 mm wide enclosures.

Side panels:

Supplied as an accessory.

Roof panel:

Removable.

Lock:

Espagnolette 4-point locking system in the main door and 2-point locking system in the slave door. Standard double-bit lock with 3 mm insert. Standard inserts, cylinders, lift handles and T-handle are available as accessories.

Bottom plates:

Two piece bottom plate in 1200 mm width, with injected polyurethane gasket to ensure maximum sealing.

Mounting plate:

Double folded and adjustable in depth by steps of 25 mm, with the MPD02 accessory. Mounting plate is delivered, attached on the outside of the enclosure packaging.

Earthing:

All panels are earthed through their fittings and are equipped with a separate earthing stud.

Finish:

400 pre-grained stainless steel.

Protection:

Complies with IP 55 | TYPE 12, 13 | IK 10.

Mounting requirements:

Standard delivery ready for combined installation. For stand-alone installation, add side panels.

Delivery:

Frame with fitted doors, rear panel, roof panel, bottom plates, mounting plate and door frame. Delivery also includes earthing bolts. Delivered on a pallet which is identical to the width of the enclosure to allow baying without removal. Packing material is recyclable.

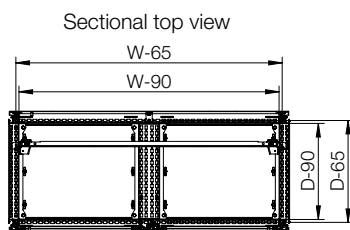
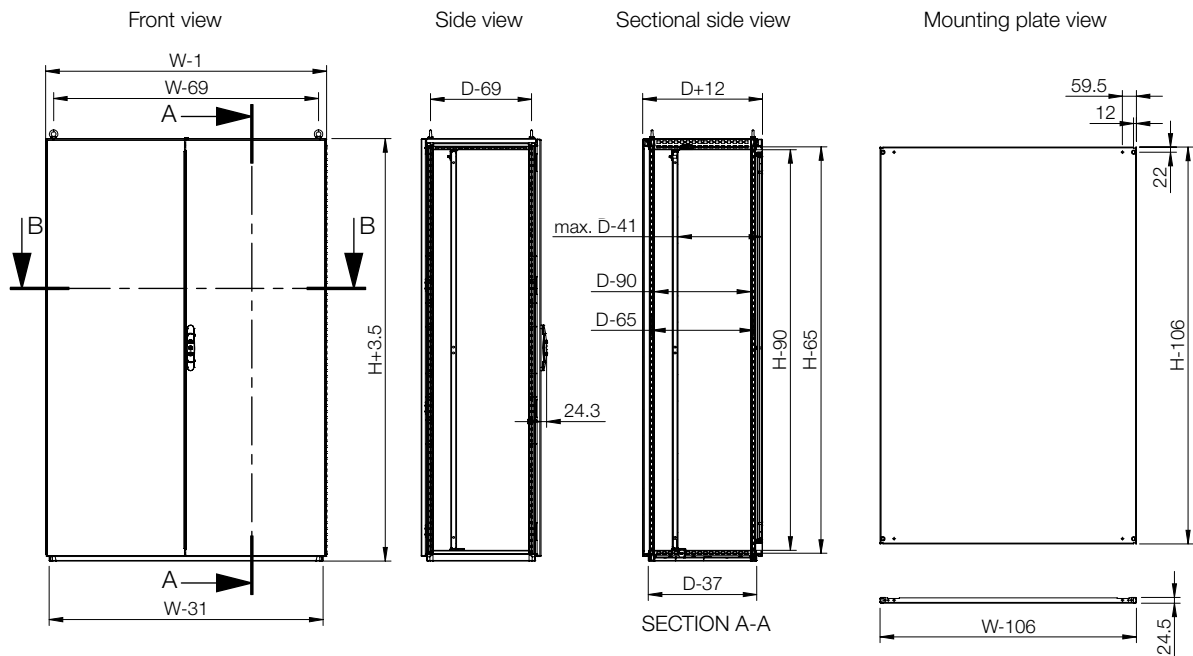


Dimensional table | MCDS

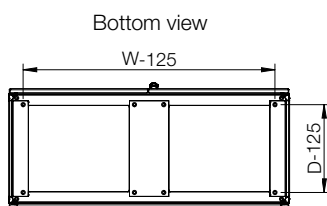
IP 55 | TYPE 12, 13 | IK 10

Enclosure dimensions			Mounting plate dimensions		Item no.
H	W	D	h	w	
1800	1000	500	1694	894	MCDS18105
1800	1000	500	1694	894	MCDS18105-316
1800	1200	500	1694	1094	MCDS18125
1800	1200	500	1694	1094	MCDS18125-316
2000	1200	600	1894	1094	MCDS20126
2000	1200	600	1894	1094	MCDS20126-316

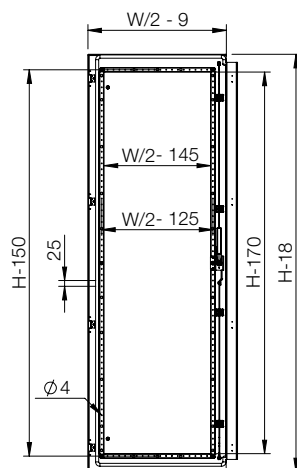




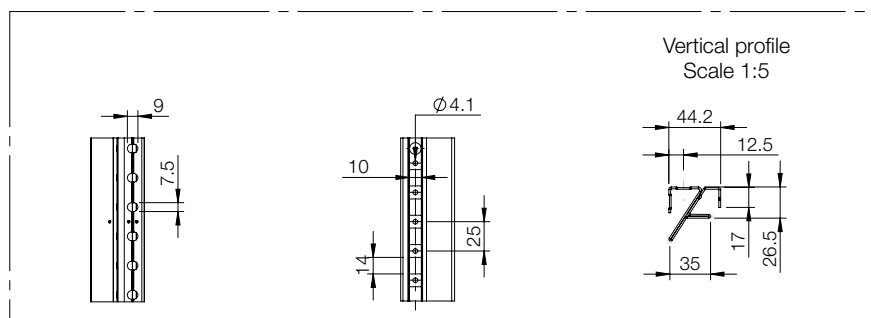
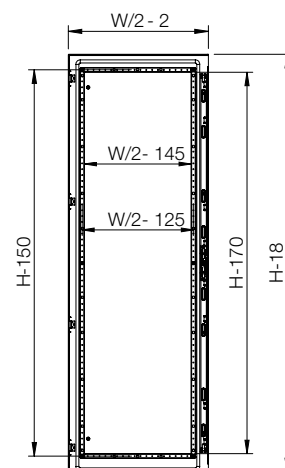
SECTION B-B











Inside left door view






Inside right door view




Accessories selection matrix | MCDS

											
Enclosure				Mounting							
	H	W	D	Mounting plate	Wide mounting plate *	Transversal sliding profiles	Mounting profile, in H	Mounting profile, in W	Mounting profile, in D	Outer mounting profile, in W	Outer mounting profile, in D
MCDS18105	1800	1000	500	MP1810	MPW1810	MTS1000	CLPF1800	CLPF1000	CLPF500	CLPO1000	CLPO500
MCDS18125	1800	1200	500	MP1812	MPW1812	MTS1200	CLPF1800	CLPF1200	CLPF500	CLPO1200	CLPO500
MCDS20126	2000	1200	600	MP2012	MPW2012	MTS1200	CLPF2000	CLPF1200	CLPF600	CLPO1200	CLPO600

* MTS is required.

						
Enclosure				Mounting		
	H	W	D	Click in profile, in W	Click in profile, in D	Side mounting bar
MCDS18105	1800	1000	500	CLPK1000	CLPK500	CMB502
MCDS18125	1800	1200	500	CLPK1200	CLPK500	CMB502
MCDS20126	2000	1200	600	CLPK1200	CLPK600	CMB602

							
Enclosure				Fixing			
	H	W	D	Front/rear plinths (100 mm height)	Plinth side panels (100 mm height)	Front/rear plinths (200 mm height)	Plinth side panels (200 mm height)
MCDS18105	1800	1000	500	PFS1100	PSS1050	PFS2100	PSS2050
MCDS18125	1800	1200	500	PFS1120	PSS1050	PFS2120	PSS2050
MCDS20126	2000	1200	600	PFS1120	PSS1060	PFS2120	PSS2060

								
Enclosure				Doors		Baying		Cable
	H	W	D	Plain door, left *	Plain door, right *	Side panels	Segregation plate **	Cable fixing bar (mounted above bottom plates)
MCDS18105	1800	1000	500	DNSS1810L	DNSS1810R	SPMS1805	SPDS1805	CAB1000
MCDS18125	1800	1200	500	DNSS1812L	DNSS1812R	SPMS1805	SPDS1805	CAB1200
MCDS20126	2000	1200	600	DNSS2012L	DNSS2012R	SPMS2006	SPDS2006	CAB1200

* DNMKs is required for each additional door.
 ** CCJ is required.


Floor Standing Enclosures

Steel Range | Stainless Steel

Combinable, single door | MCSS-HP

IP 66 | TYPE 4X, 12, 13 | IK 10



**Material:**

AISI 304L pre-grained stainless steel / AISI 316L. Frame: 1.5 mm. Door: 2 mm. Rear, roof and side panels: 1.5 mm. Bottom plates: 1.5 mm stainless steel. Mounting plate: 3 mm galvanized steel.

Frame:

Seam welded reversed open profiles with 25 mm hole pattern, according to DIN 43660. Including integrated external hole pattern.

Door:

Mounted with four hinges, allowing left or right hand opening. Including door frame with 25 mm hole pattern.

Rear panel:

Fitted by M6 torx screws. Standard facilities for rear door mounting.

Side panels:

Supplied as an accessory.

Roof panel:

Removable.

Lock:

Espagnolette 4-point locking system. Does not interfere with the enclosure inner space. Standard double-bit lock with 3 mm insert. Standard inserts, cylinders, lift handles and T-handles are available as accessories.

Bottom plates:

One piece bottom plate, with injected polyurethane gasket to ensure maximum sealing.

Mounting plate:

Double folded and slides into position. Adjustable in depth by steps of 25 mm, with the MPD02 accessory. Mounting plate is supplied, attached on the outside of the enclosure packaging.

Earthing:

All panels are earthed through their fittings and are equipped with a separate earthing stud.

Finish:

400s pre-grained stainless steel (0.5 microns average).

Protection:

Complies with IP 66 | TYPE 4X, 12, 13 | IK 10.

Mounting requirements:

For stand-alone installation, add side panels. For combined installation, HPPG01 and baying brackets, CCI and CCM are required.

Delivery:

Frame with fitted door, rear panel, roof panel, bottom plate, mounting plate and door frame. Delivery also includes earthing bolts. Delivered on a pallet which is identical to the width of the enclosure to allow baying without removal. All packing material is recyclable.



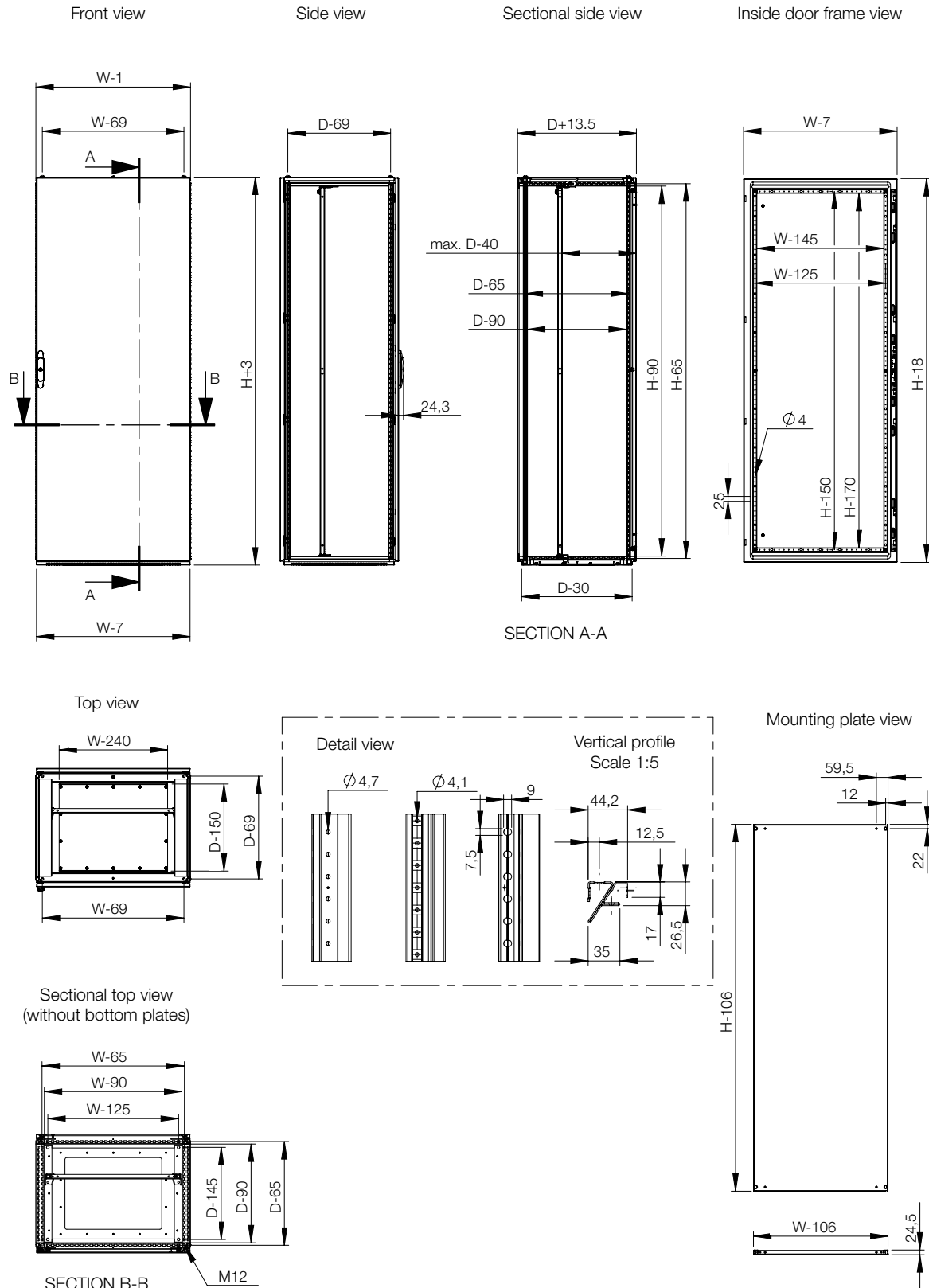
Dimensional table | MCSS-HP

IP 66 | TYPE 4X, 12, 13 | IK 10

Enclosure dimensions			Mounting plate dimensions		Usable depth	Item no.
H	W	D	h	w	d	
2000	800	600	1894	694	559	MCSS20086HP

**Other dimensions available on request. Special side panel is required if depth is greater than 700 mm.*





Floor Standing Enclosures

Steel Range | Stainless Steel

Compact, single door | EKSS

IP 66 | TYPE 4X, 12, 13 | IK 10



Material:

AISI 304 pre-grained stainless steel / AISI 316L. Body and removable rear panel: 1.5 mm. Door: 2 mm. Bottom plate: 1.5 mm. Mounting plate: 3 mm galvanized steel.

Body:

One piece enclosure body. Integrated depth profiles with hole pattern, allowing mounting plate adjustable in depth.

Door:

Surface mounted with 4 hinges allowing left or right hand opening. Including door frame with 25 mm hole pattern and earthing studs.

Rear panel:

Fitted by M6 torx screws. Standard facilities for rear door mounting.

Lock:

External espagnolette 4-point locking system. Standard fitted double-bit 3 mm insert. Standard inserts, cylinders, lift handles and T-handles are available as accessories.

Bottom plates:

One piece bottom plate, with injected polyurethane gasket to ensure maximum sealing.

Mounting plate:

Double folded and slides into position. Adjustable in depth by steps of 25 mm with the MPD02 accessory. Mounting plate is supplied, attached on the outside of the enclosure packaging.

Earthing:

Door is equipped with separate welded earthing studs and earthing to the frame can be accomplished by using the ECF.

Finish:

400 pre-grained stainless steel.

Protection:

Complies with IP 66 | TYPE 4X, 12, 13 | IK 10.

Delivery:

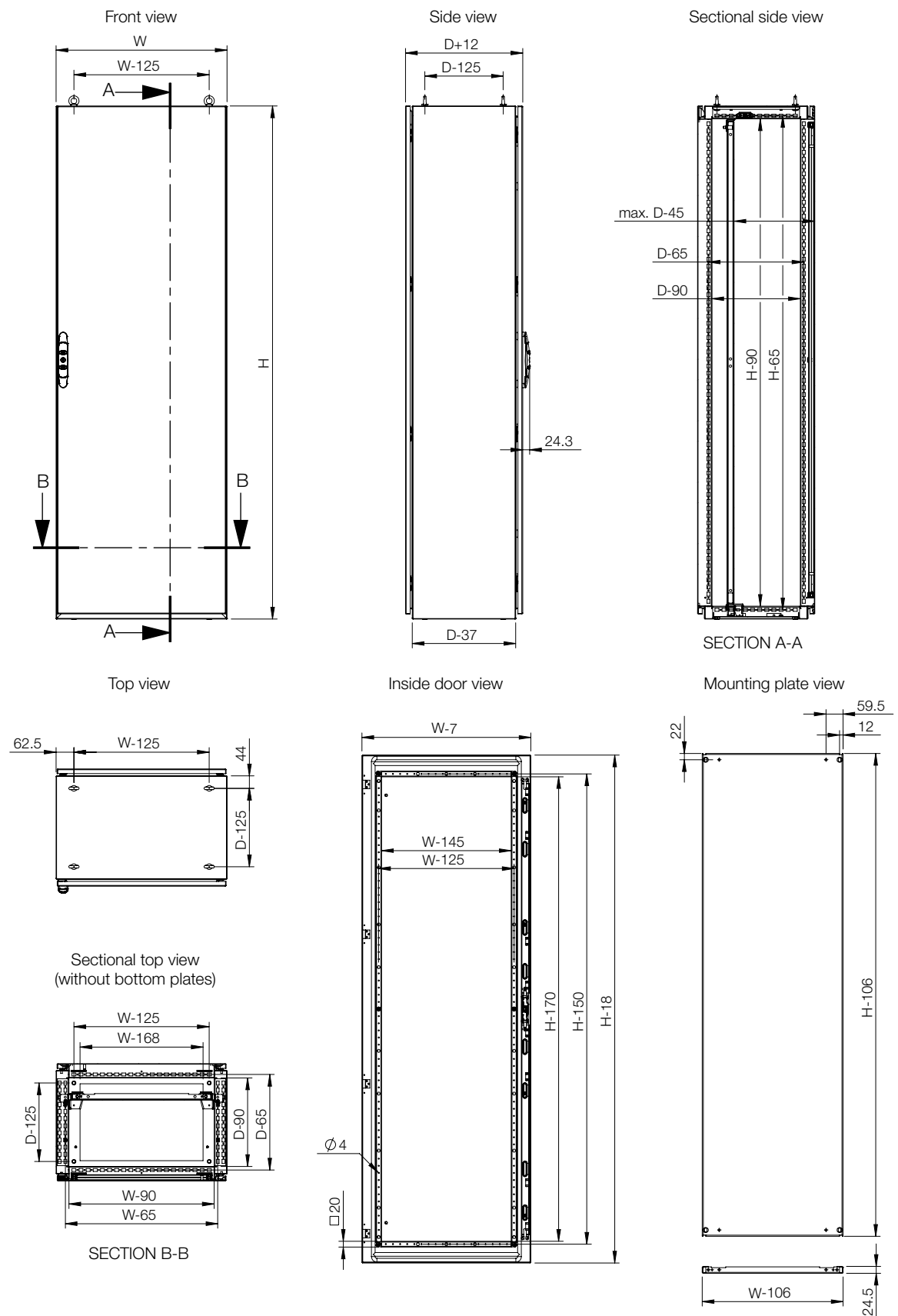
One piece body with fitted door, bottom plate and mounting plate, including door earthing studs. Delivered on a pallet which is identical to the width of the enclosure. Mounting plate is attached to the outside of the enclosure packaging. All the packing material is recyclable.











Dimensional table | EKSS

IP 66 | TYPE 4X, 12, 13 | IK 10







Enclosure dimensions			Mounting plate dimensions		Item no.
H	W	D	h	w	
1400	800	400	1294	694	EKSS14084
1400	800	400	1294	694	EKSS14084-316
1600	600	400	1494	494	EKSS16064
1600	600	400	1494	494	EKSS16064-316
1600	800	400	1494	694	EKSS16084
1600	800	400	1494	694	EKSS16084-316
1600	1000	400	1494	894	EKSS16104
1600	1000	400	1494	894	EKSS16104-316
1800	600	400	1694	494	EKSS18064
1800	600	400	1694	494	EKSS18064-316
1800	800	400	1694	694	EKSS18084
1800	800	400	1694	694	EKSS18084-316
1800	1000	400	1694	894	EKSS18104
1800	1000	400	1694	894	EKSS18104-316
2000	800	400	1894	694	EKSS20084
2000	800	400	1894	694	EKSS20084-316
2000	1000	400	1894	894	EKSS20104
2000	1000	400	1894	894	EKSS20104-316







Accessories selection matrix | EKSS

											
Enclosure				Mounting							
	H	W	D	Mounting plate	Mounting profile, in H	Mounting profile, in W	Mounting profile, in D *	Click in profile, in W *	Click in profile, in D	Side mounting bar	Outer mounting profile, in W
EKSS14084	1400	800	400	MP1408	CLPF1400	CLPF800	CLPF400	CLPK800	CLPK400	CMB402	CLPO800
EKSS16064	1600	600	400	MP1606	CLPF1600	CLPF600	CLPF400	CLPK600	CLPK400	CMB402	CLPO600
EKSS16084	1600	800	400	MP1608	CLPF1600	CLPF800	CLPF400	CLPK800	CLPK400	CMB402	CLPO800
EKSS16104	1600	1000	400	MP1610	CLPF1600	CLPF1000	CLPF400	CLPK1000	CLPK400	CMB402	CLPO1000
EKSS18064	1800	600	400	MP1806	CLPF1800	CLPF600	CLPF400	CLPK600	CLPK400	CMB402	CLPO600
EKSS18084	1800	800	400	MP1808	CLPF1800	CLPF800	CLPF400	CLPK800	CLPK400	CMB402	CLPO800
EKSS18104	1800	1000	400	MP1810	CLPF1800	CLPF1000	CLPF400	CLPK1000	CLPK400	CMB402	CLPO1000
EKSS20084	2000	800	400	MP2008	CLPF2000	CLPF800	CLPF400	CLPK800	CLPK400	CMB402	CLPO800
EKSS20104	2000	1000	400	MP2010	CLPF2000	CLPF1000	CLPF400	CLPK1000	CLPK400	CMB402	CLPO1000

* For compact (EKSS/EKDS) the CLPF in depth or a CLPK in width should be used in combination with CAK02 (Profile bracket for compact enclosures).

									
Enclosure				Mounting					
	H	W	D	Full height swing frame *	Swing frame middle mounted *	Swing frame side mounted *	Swing frame transversal support bars	Mounting profiles (19") **	Brackets for fixing 19" mounting profiles
EKSS14084	1400	800	400	ESFC276	ESFM278	ESFS278	ESFB08	CIP29	CIB800
EKSS16064	1600	600	400	ESFC316	-	-	ESFB06	CIP33	CIB600
EKSS16084	1600	800	400	ESFC316	ESFM318	ESFS318	ESFB08	CIP33	CIB800
EKSS16104	1600	1000	400	ESFC316	ESFM318	ESFS318	ESFB10	-	-
EKSS18064	1800	600	400	ESFC366	-	-	ESFB06	CIP38	CIB600
EKSS18084	1800	800	400	ESFC366	ESFM368	ESFS368	ESFB08	CIP38	CIB800
EKSS18104	1800	1000	400	ESFC366	ESFM368	ESFS368	ESFB10	-	-
EKSS20084	2000	800	400	ESFC406	ESFM408	ESFS408	ESFB08	CIP42	CIB800
EKSS20104	2000	1000	400	ESFC406	ESFM408	ESFS408	ESFB10	-	-

* ESFB is required.
** CIB, CID or CIWR are required.

							
Enclosure				Fixing			
	H	W	D	Front/rear plinths (100 mm height)	Plinth side panels (100 mm height)	Front/rear plinths (200 mm height)	Plinth side panels (200 mm height)
EKSS14084	1400	800	400	PFS1080	PSS1040	PFS2080	PSS2040
EKSS16064	1600	600	400	PFS1060	PSS1040	PFS2060	PSS2040
EKSS16084	1600	800	400	PFS1080	PSS1040	PFS2080	PSS2040
EKSS16104	1600	1000	400	PFS1100	PSS1040	PFS2100	PSS2040
EKSS18064	1800	600	400	PFS1060	PSS1040	PFS2060	PSS2040
EKSS18084	1800	800	400	PFS1080	PSS1040	PFS2080	PSS2040
EKSS18104	1800	1000	400	PFS1100	PSS1040	PFS2100	PSS2040
EKSS20084	2000	800	400	PFS1080	PSS1040	PFS2080	PSS2040
EKSS20104	2000	1000	400	PFS1100	PSS1040	PFS2100	PSS2040

						
Enclosure				Doors		Cable
	H	W	D	Plain door *	Glazed door *	Cable fixing bar (mounted above bottom plates)
EKSS14084	1400	800	400	DNSS1408	DNGS1408	CAB800
EKSS16064	1600	600	400	DNSS1606	DNGS1606	CAB600
EKSS16084	1600	800	400	DNSS1608	DNGS1608	CAB800
EKSS16104	1600	1000	400	DNSS1610	DNGS1610	CAB1000
EKSS18064	1800	600	400	DNSS1806	DNGS1806	CAB600
EKSS18084	1800	800	400	DNSS1808	DNGS1808	CAB800
EKSS18104	1800	1000	400	DNSS1810	DNGS1810	CAB1000
EKSS20084	2000	800	400	DNSS2008	DNGS2008	CAB800
EKSS20104	2000	1000	400	DNSS2010	DNGS2010	CAB1000

* DNMS is required for each additional door.

Floor Standing Enclosures

Steel Range | Stainless Steel

Compact, double door | EKDS

IP 55 | TYPE 12, 13 | IK 10; IP 66 | TYPE 4X (on request)



Material:

AISI 304L pre-grained stainless steel / AISI 316L. Body and removable rear panel: 1.5 mm. Door: 2 mm. Bottom Plates: 1.5 mm. Mounting plate: 3 mm.

Body:

One piece enclosure body. Integrated depth profiles with hole pattern allowing mounting plate adjustable in depth.

Door:

Surface mounted with 4 hinges including door frame with 25 mm hole pattern and earthing studs. Standard doors can not be reversed.

Rear panel:

Fitted by M6 torx screws. Standard facilities for rear door mounting. Split rear panels in 1600 mm wide enclosures.

Lock:

Espagnolette 4-point locking system in the main door and 2-point locking system in the slave door. Standard double-bit lock with 3 mm insert. Standard inserts, cylinders, lift handles and T-handles are available as accessories.

Bottom plates:

One piece bottom plate with injected polyurethane gasket to ensure maximum sealing.

Earthing:

Door is equipped with separate welded earthing studs and earthing to the frame can be accomplished by using the ECF.

Mounting plate:

Double folded and slides into position. Adjustable in depth by steps of 25 mm. Mounting plate is supplied, attached on the outside of the enclosure packaging. Fitted inside for 1600 mm wide enclosures. For 1600 mm wide, filler plate is included.

Finish:

400 pre-grained stainless steel.

Protection:

Double door version, complies with IP 55 | TYPE 12, 13 | IK 10. Individual doors with welded vertical divider, complies with IP 66 | TYPE 4X, 12 and 13 | IK 10.

Delivery:

One piece body with fitted door and rear panel, bottom plates and mounting plate, including door earthing studs. Delivered on a pallet which is identical to the width of the enclosure to allow suiting without removal. Mounting plate is attached to the outside of the enclosure packaging. All the packing material is recyclable.



Dimensional table | EKDS

IP 55 | TYPE 12, 13 | IK 10; IP 66 | TYPE 4X (on request)

IP 55 | TYPE 12, 13 | IK 10

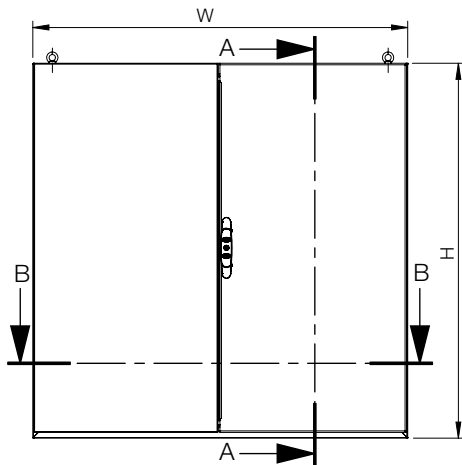
Enclosure dimensions			Mounting plate dimensions		Item no.
H	W	D	h	w	
1200	1200	400	1094	1094	EKDS12124
1200	1200	400	1094	1094	EKDS12124-316
1600	1200	400	1494	1094	EKDS16124
1600	1200	400	1494	1094	EKDS16124-316
1800	1200	400	1694	1094	EKDS18124
1800	1200	400	1694	1094	EKDS18124-316
1800	1600	400	1694	1494	EKDS18164
1800	1600	400	1694	1494	EKDS18164-316
2000	1200	400	1894	1094	EKDS20124
2000	1200	400	1894	1094	EKDS20124-316
2000	1600	400	1894	1494	EKDS20164
2000	1600	400	1894	1494	EKDS20164-316

IP 66 | TYPE 4X, 12, 13 | IK 10

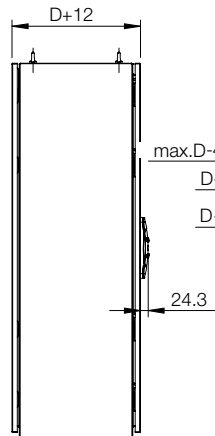
Enclosure dimensions			Mounting plate dimensions		Item no.
H	W	D	h	w	
1200	1200	400	1094	1094	EKDS12124-4X*
1600	1200	400	1494	1094	EKDS16124-4X*
1800	1200	400	1694	1094	EKDS18124-4X*
1800	1600	400	1694	1494	EKDS18164-4X*
2000	1200	400	1894	1094	EKDS20124-4X*
2000	1600	400	1894	1494	EKDS20164-4X*

*Individual doors with vertical divider version.

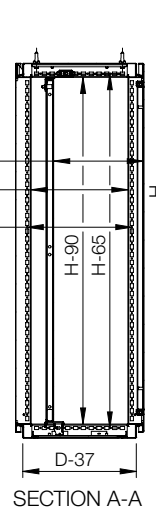
Front view



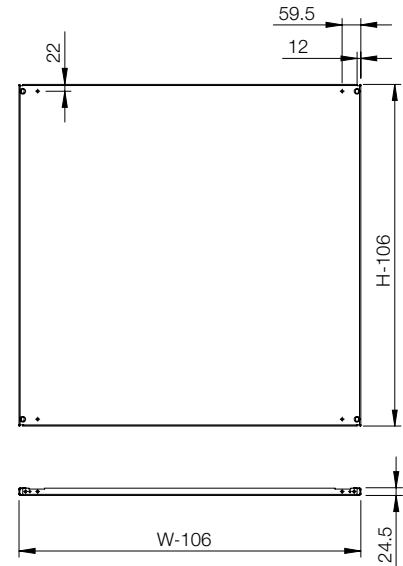
Side view



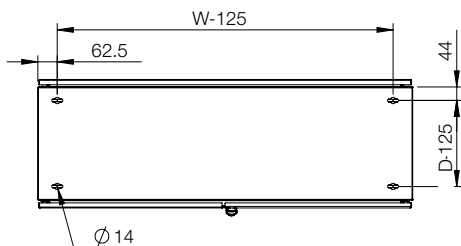
Sectional side view



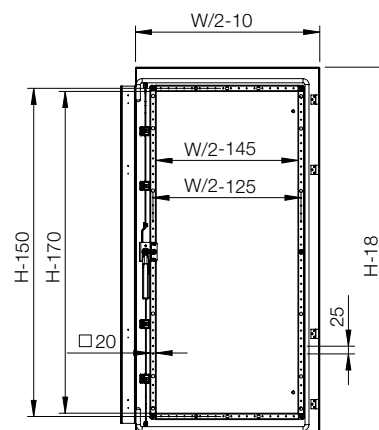
Mounting plate view



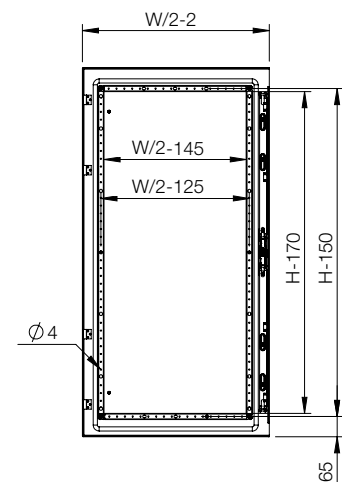
Top view



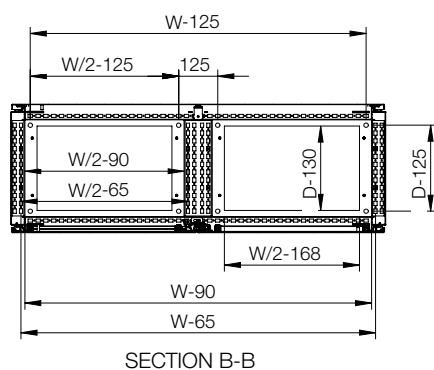
Inside left door view











Inside right door view






Sectional top view
(without bottom plates)



Accessories selection matrix | EKDS

											
Enclosure				Mounting							
	H	W	D	Mounting plate	Mounting profile, in H	Mounting profile, in W	Mounting profile, in D *	Click in profile, in W	Click in profile, in D	Side mounting bar	Outer mounting profile, in W
EKDS12124	1200	1200	400	MP1212	CLPF1200	CLPF1200	CLPF400	CLPK1200	CLPK400	CMB402	CLPO1200
EKDS16124	1600	1200	400	MP1612	CLPF1600	CLPF1200	CLPF400	CLPK1200	CLPK400	CMB402	CLPO1200
EKDS18124	1800	1200	400	MP1812	CLPF1800	CLPF1200	CLPF400	CLPK1200	CLPK400	CMB402	CLPO1200
EKDS18164	1800	1600	400	MP1816	CLPF1800	-	CLPF400	-	CLPK400	CMB402	-
EKDS20124	2000	1200	400	MP2012	CLPF2000	CLPF1200	CLPF400	CLPK1200	CLPK400	CMB402	CLPO1200
EKDS20164	2000	1600	400	MP2016	CLPF2000	-	CLPF400	-	CLPK400	CMB402	-
* For compact (EKSS/EKDS) the CLPF in depth or a CLPK in width should be used in combination with CAK02 (Profile bracket for compact enclosures).											

							
Enclosure				Fixing			
	H	W	D	Front/rear plinths (100 mm height)	Plinth side panels (100 mm height)	Front/rear plinths (200 mm height)	Plinth side panels (200 mm height)
EKDS12124	1200	1200	400	PFS1120	PSS1040	PFS2120	PSS2040
EKDS16124	1600	1200	400	PFS1120	PSS1040	PFS2120	PSS2040
EKDS18124	1800	1200	400	PFS1120	PSS1040	PFS2120	PSS2040
EKDS18164	1800	1600	400	2x PFS1080	PSS1040	2x PFS2080	PSS2040
EKDS20124	2000	1200	400	PFS1120	PSS1040	PFS2120	PSS2040
EKDS20164	2000	1600	400	2x PFS1080	PSS1040	2x PFS2080	PSS2040

						
Enclosure				Doors		Cable
	H	W	D	Plain door, left *	Plain door, right *	Cable fixing bar (mounted above bottom plates)
EKDS12124	1200	1200	400	DNSS1212L	DNSS1212R	CAB1200/2x CAB600
EKDS16124	1600	1200	400	DNSS1612L	DNSS1612R	CAB1200/2x CAB600
EKDS18124	1800	1200	400	DNSS1812L	DNSS1812R	CAB1200/2x CAB600
EKDS18164	1800	1600	400	DNSS1816L	DNSS1816R	2x CAB800
EKDS20124	2000	1200	400	DNSS2012L	DNSS2012R	CAB1200/2x CAB600
EKDS20164	2000	1600	400	DNSS2016L	DNSS2016R	2x CAB800
* DNMS is required for each additional door.						

01

Floor Standing Enclosures





Steel dedicated accessories

Mounting plates	90
Profiles	102
Modular system	119
19" mounting	124
Shelves.....	157
Enclosure fixation.....	160
Full height doors	172
Locking	188
Interlocking system.....	200
Partial doors.....	204
Baying & Lifting	212
Thermal	222
Cabling.....	225
Earthing	231
Protection.....	233



Floor Standing Enclosures

Steel Range

Accessories | Mounting plates

Steel mounting plate, MP

Mild steel, combinable enclosures

MCS / MCD

		Required accessories	Page
FIXATION	Flush with frame, MP included in the enclosure	<i>Additional accessories not required</i>	N/A
	Flush with frame, MP not included in the enclosure	Mounting plate brackets, MPA04	95
	Adjustable in depth, MP included in the enclosure	Adjustment bracket, MPD02	95
	Adjustable in depth, MP not included in the enclosure	Mounting plate brackets, MPA06	95
	Side mounting plate	Side mounting plate brackets, MPS04	96
	Additional mounting plate	Mounting plate brackets, MPA06	95
	Back to back mounting plate	Back to back MP brackets, MPBB06	96
	Rear fixing	Mounting plate brackets for rear mounting, MPA04R *For enclosures less than 1000 mm wide.	
	Rear fixing with +20 mm of useful depth	Mounting plate brackets for rear mounting, MPA04R *For enclosures less than 1000 mm wide.	
HINGED	Total height mounting plate	Mounting plate hinge kit, MPH01 Carrier bars, CB	97 118
	Partial height mounting plate	Mounting plate hinge kit, MPH01 Carrier bars, CB Mounting profile in depth, CLPK/CLPF . 4 pcs	97 118 112
REINFORCEMENT	Fixation reinforcement, for flush mounting	Flush MP reinforcement brackets, MPEF	103
	Fixation reinforcement, when no flush mounting	MP reinforcement brackets, MPE Side mounting bars in depth, CMB . 2 pcs	100 116
	Mounting plate reinforcement	MP reinforcement profile, MPR	101

Mild steel, compact enclosures

Stainless steel, combinable enclosures

Stainless steel, compact enclosures

MKS / MKD**MCSS / MCDS****EKSS / EKDS**

Required accessories	Page	Required accessories	Page	Required accessories	Page
<i>Additional accessories not required</i>	N/A	<i>Additional accessories not required</i>	N/A	<i>Additional accessories not required</i>	N/A
Mounting plate brackets, MPA04	95	Mounting plate brackets, MPA04	95	Mounting plate brackets, MPA04	95
Adjustment bracket, MPD02	95	Adjustment bracket, MPD02	95	Adjustment bracket, MPD02	95
Mounting plate brackets, MPA06	95	Mounting plate brackets, MPA06	95	Mounting plate brackets, MPA06	95
<i>Not available</i>	N/A	Side mounting plate brackets, MPS04	96	<i>Not available</i>	N/A
Mounting plate brackets, MPA06	95	Mounting plate brackets, MPA06	95	Mounting plate brackets, MPA06	95
Back to back MP brackets, MPBB06	96	Back to back MP brackets, MPBB06	96	Back to back MP brackets, MPBB06	96
Mounting plate brackets for rear mounting, MPA04R *For enclosures less than 1000 mm wide.		<i>Not available</i>	N/A	<i>Not available</i>	N/A
Mounting plate brackets for rear mounting, MPA04R *For enclosures less than 1000 mm wide.		<i>Not available</i>	N/A	<i>Not available</i>	N/A
Mounting plate hinge kit, MPH01 Carrier bars, CB	97 118	Mounting plate hinge kit, MPH01 Carrier bars, CB	97 118	Mounting plate hinge kit, MPH01 Carrier bars, CB	97 118
Mounting plate hinge kit, MPH01 Carrier bars, CB Mounting profile in depth, CLPK . 4 pcs	97 118 112	Mounting plate hinge kit, MPH01 Carrier bars, CB Mounting profile in depth, CLPK/CLPF . 4 pcs	97 118 112	Mounting plate hinge kit, MPH01 Carrier bars, CB Mounting profile in depth, CLPK . 4 pcs	97 118 112
Flush MP reinforcement brackets, MPEF Profile bracket, CAK02	101 114	Flush MP reinforcement brackets, MPEF	101	Flush MP reinforcement brackets, MPEF Profile bracket, CAK02	101 114
MP reinforcement brackets, MPE Side mounting bars in depth, CMB . 2 pcs	100 116	MP reinforcement brackets, MPE Side mounting bars in depth, CMB . 2 pcs	100 116	MP reinforcement brackets, MPE Side mounting bars in depth, CMB . 2 pcs	100 116
MP reinforcement profile, MPR	101	MP reinforcement profile, MPR	101	MP reinforcement profile, MPR	101

Floor Standing Enclosures

Steel Range

Accessories | Mounting plates

Steel mounting plate, MP

Mild steel, combinable enclosures

MCS / MCD

		Required accessories	Page
BAYED ENCLOSURES	Mounting plate for a continuous mounting surface, flush with the frame	<i>Not available</i>	N/A
	Mounting plate for a continuous mounting surface, not flush with the frame	Filler plate, MPF . One per enclosure joining	97

Wide steel mounting plate, MPW

Mild steel, combinable enclosures

MCS / MCD

		Required accessories	Page
FIXATION	Flush with frame	<i>Not available</i>	N/A
	Adjustable in depth	Transversal sliding profiles, MTS	100
REINFORCEMENT	Mounting plate reinforcement	MP reinforcement profiles, MPWR	101

Partial steel mounting plate, MPP

Mild steel, combinable enclosures

MCS / MCD

		Required accessories	Page
FIXATION	Flush with frame	<i>Additional accessories not required</i>	N/A
	Adjustable in depth	Mounting profile in depth, CLPK/CLPF . 4 pcs	112
	Side fixation, flush with the frame	<i>Additional accessories not required</i>	N/A
HINGED	Front fixation adjustable in depth	Mounting plate hinge kit, MPH01 Carrier bars, CB Mounting profile in depth, CLPK/CLPF . 4 pcs	97 118 112
	Side fixation adjustable in depth	Mounting plate hinge kit, MPH01 Carrier bars, CB Mounting profile in width, CLPK/CLPF . 4 pcs	97 118 112

Mild steel, compact enclosures

MKS / MKD

Required accessories	Page
Not available	N/A
Not available	N/A

Stainless steel, combinable enclosures

MCSS / MCDS

Required accessories	Page
Not available	N/A
Filler plate, MPF . One per enclosure joining	97

Stainless steel, compact enclosures

EKSS / EKDS

Required accessories	Page
Not available	N/A
Not available	N/A

Mild steel, compact enclosures

MKS / MKD

Required accessories	Page
Not available	N/A
Not available	N/A
Not available	N/A

Stainless steel, combinable enclosures

MCSS / MCDS

Required accessories	Page
Not available	N/A
Transversal sliding profiles, MTS	100
MP reinforcement profiles, MPWR	101

Stainless steel, compact enclosures

EKSS / EKDS

Required accessories	Page
Not available	N/A
Not available	N/A
Not available	N/A

Mild steel, compact enclosures

MKS / MKD

Required accessories	Page
Additional accessories not required	N/A
Mounting profile in depth, CLPK . 4 pcs	112
Not available	N/A
Mounting plate hinge kit, MPH01 Carrier bars, CB Mounting profile in depth, CLPK . 4 pcs	97 118 112
Mounting plate hinge kit, MPH01 Carrier bars, CB Mounting profile in width, CLPF . 4 pcs	97 118 113

Stainless steel, combinable enclosures

MCSS / MCDS

Required accessories	Page
Additional accessories not required	N/A
Mounting profile in depth, CLPK/CLPF . 4 pcs	112
Additional accessories not required	N/A
Mounting plate hinge kit, MPH01 Carrier bars, CB Mounting profile in depth, CLPK/CLPF . 4 pcs	97 118 112
Mounting plate hinge kit, MPH01 Carrier bars, CB Mounting profile in width, CLPK/CLPF . 4 pcs	97 118 112

Stainless steel, compact enclosures

EKSS / EKDS

Required accessories	Page
Additional accessories not required	N/A
Mounting profile in depth, CLPK . 4 pcs	110
Not available	N/A
Mounting plate hinge kit, MPH01 Carrier bars, CB Mounting profile in depth, CLPK . 4 pcs	97 118 112
Mounting plate hinge kit, MPH01 Carrier bars, CB Mounting profile in width, CLPF . 4 pcs	97 118 113

Floor Standing Enclosures

Steel Range

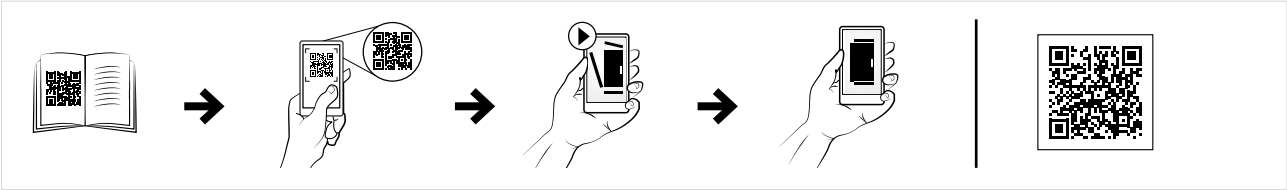
Accessories | Mounting plates

Mounting plates, MP

Description:	Standard mounting plate. It can also be mounted on the side of an enclosure by using MPS kit or slid in from the side with the MTS profile. For heavy loads in vibrating environments use mounting plate reinforcement profile MPR and MPE or MPEF brackets.
Material:	3 mm galvanized steel.
Pack quantity:	1 piece.
Maximum load:	6000 N.
Mounting requirements:	Use MPA for mounting the MP inside the enclosure. Adjustable in depth with MPD accesory.

For enclosure		Mounting plate dimensions		Item no.
H	W	h	w	
1200	600	1094	494	MP1206
1200	800	1094	694	MP1208
1200	1200	1094	1094	MP1212
1400	600	1294	494	MP1406
1400	800	1294	694	MP1408
1400	1000	1294	894	MP1410
1400	1200	1294	1094	MP1412
1600	600	1494	494	MP1606
1600	800	1494	694	MP1608
1600	1000	1494	894	MP1610
1600	1200	1494	1094	MP1612
1800	400	1694	294	MP1804
1800	500	1694	394	MP1805
1800	600	1694	494	MP1806
1800	800	1694	694	MP1808
1800	1000	1694	894	MP1810
1800	1200	1694	1094	MP1812
1800	1600	1694	1494	MP1816
2000	400	1894	294	MP2004
2000	500	1894	394	MP2005
2000	600	1894	494	MP2006
2000	800	1894	694	MP2008
2000	1000	1894	894	MP2010
2000	1200	1894	1094	MP2012
2000	1600	1894	1494	MP2016
2200	600	2094	494	MP2206
2200	800	2094	694	MP2208
2200	1000	2094	894	MP2210
2200	1200	2094	1094	MP2212

500 mm width mounting plates for side mounting available on request.
 1600 mm wide mounting plates are supplied as two 800 mm wide mounting plates along with a MPF filler plate.



Mounting plate brackets, MPA-P

- Description:** To fix mounting plates in the enclosure, including brackets for depth adjustment in steps of 25 mm. Brackets are needed when an extra mounting plate is required or when the enclosure is ordered without mounting plate (PE).
- Material:** 3 mm zinc plated steel.
- Pack quantity:** 2 top brackets, 2 bottom sliding brackets and 2 adjustment brackets with mounting accessories.

Item no.
MPA06



Mounting plate brackets for rear mounting, MPA-R

- Description:** To fix mounting plates to the enclosure from rear. The kit includes brackets for fixing the mounting plate flush with the enclosure frame or set back behind the enclosure frame, adding +20mm of useful depth for mounting components. These brackets are needed when rear fixation is required or when the enclosure is ordered without the mounting plate (PE) as an alternative to MPA06/MPA04. Unmounting from both the front and rear is possible.
- Material:** 3 mm zinc plated steel.
- Pack quantity:** 2 top brackets, 2 bottom brackets, 2 brackets for flushing the mounting plate with the frame and 2 brackets for setting the mounting plate back behind the frame with mounting accessories.

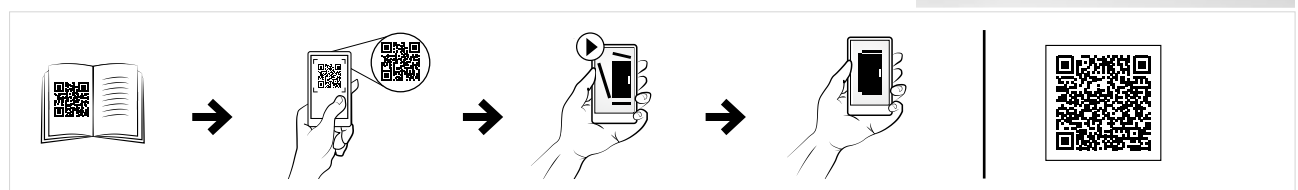
Description	Item no.
MP brackets rear mounting	MPA04R



Mounting plate adjustment brackets, MPD

- Description:** Brackets to adjust the mounting plate in depth by steps of 25 mm in the enclosure frame.
- Material:** 3 mm zinc plated steel.
- Pack quantity:** 2 brackets with mounting accessories.

Item no.
MPD02



Floor Standing Enclosures

Steel Range

Accessories | Mounting plates

Mounting brackets rear fixing, MPA-RF

- Description:** To fix mounting plates in the enclosure. Brackets are needed when an extra mounting plate is required or when the enclosure is ordered without mounting plate (PE).
- Material:** 3 mm zinc plated steel.
- Pack quantity:** 2 top brackets and 2 bottom sliding brackets with mounting accessories.

Item no.
MPA04



Mounting plate back to back bracket kit, MPBB

- Description:** To mount two mounting plates back to back at any depth within the enclosure's usable space, the position can be adjusted in steps of 25 mm. The space between the mounting plates is less than 10 mm, maximizing the free usable space for customer use.
- Material:** 3 mm zinc plated steel.
- Pack quantity:** 2 top brackets, 4 side brackets, 4 bottom brackets with mounting accessories.

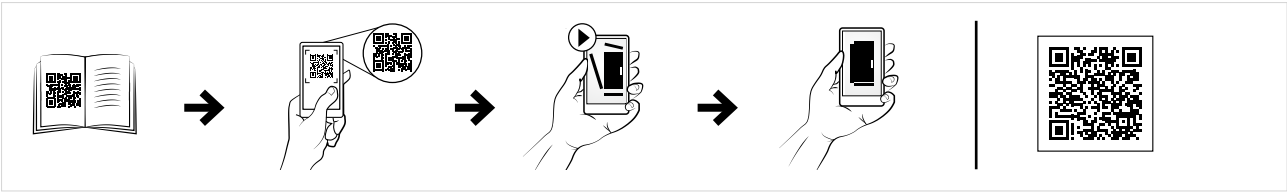
Item no.
MPBB06



Side mounting plate brackets, MPS

- Description:** To mount the standard mounting plate on the side of the enclosure's frame. Provides a mounting surface that is flush with the profiles.
- Material:** 3 mm zinc plated steel.
- Pack quantity:** 4 brackets with mounting accessories.

Item no.
MPS04

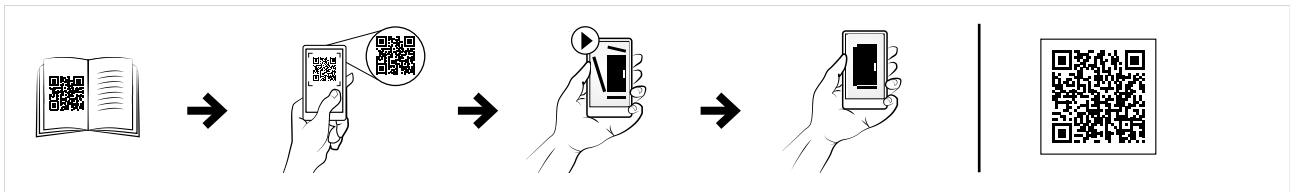


Mounting plate hinge kit, MPH

- Description:** Allows the mounting plate to be opened up to 105°.
- Pack quantity:** 1 complete kit with accessories for one mounting plate.
- Mounting requirements:** Always use in combination with the CB carrier bar.

Item no.

MPH01

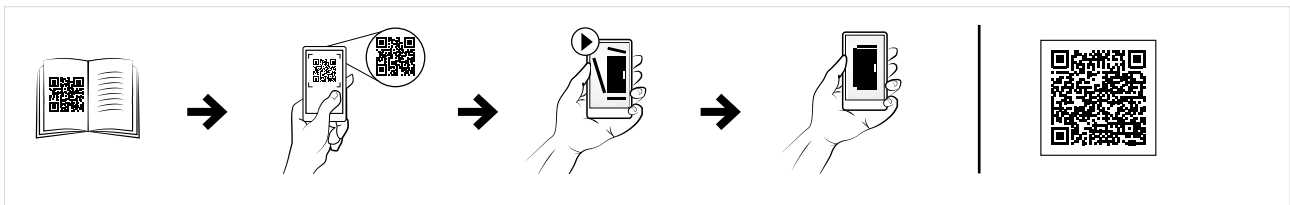


Filler plates, MPF

- Description:** Covers the space between pairs of adjacent mounting plates to provide a continuous working surface, when two enclosures are mounted together.
- Material:** 2 mm zinc plated steel.
- Pack quantity:** 1 plate with mounting accessories.

For enclosure	
H	Item no.
1800	MPF1800
2000	MPF2000
2200	MPF2200

For bayed configurations MPD02 must be used along with the fixation brackets supplied with the enclosure and mounting plate. MPA06 must be used if the enclosure comes without fixation brackets. MPF cannot be used with mounting plates if they are installed in the most rear position.



Floor Standing Enclosures

Steel Range

Accessories | Mounting plates

Partial height mounting plates, MPP

- Description:

Mounted directly on the enclosure's frame or onto the click-in profiles (CLPK). Special design of the bracket allows one man assembly. Can be mounted in any height or depth position within the 25 mm hole pattern. Appropriate sizes can also be used on the sides of the enclosure.
- Material:

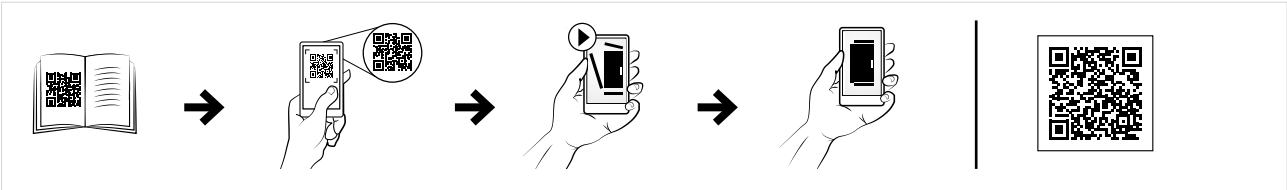
3 mm galvanized steel.
- Pack quantity:

1 plate with mounting accessories.
- Mounting requirements:

Add CLPK for depth adjustment.
- Note:

MPP can be mounted in both directions.

For enclosure		Mounting plate dimensions		Item no.
H/W	W/H	h/w	w/h	
400	400	294	294	MPP0404
400	500	294	394	MPP0405
600	400	494	294	MPP0604
600	500	494	394	MPP0605
600	600	494	494	MPP0606
600	800	494	694	MPP0608
600	1000	494	894	MPP0610
800	400	694	294	MPP0804
800	500	694	394	MPP0805
800	800	694	694	MPP0808
1000	400	894	294	MPP1004
1000	800	894	694	MPP1008
1200	400	1094	294	MPP1204
1200	600	1094	494	MPP1206



Wide mounting plates, MPW

Description: Creates an installation surface over the full width of the enclosure. Easy installation by use of sliding profiles MTS from the side. Nominal width equals the enclosure width. When combining enclosures the MPWs can be connected and slid in as one installation surface. Can not be mounted in the rearmost position.

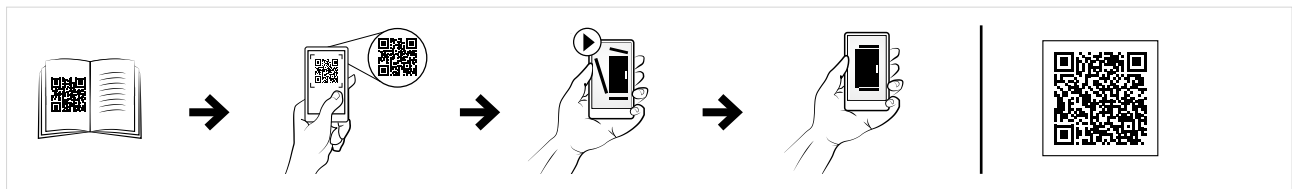
Material: 3 mm galvanized steel.

Pack quantity: 1 piece with mounting accessories.

Mounting requirements: Add sliding profiles MTS. MPW fits in combinable enclosures only.

For enclosure		
H	W	Item no.
1800	500	MPW1805
1800	600	MPW1806
1800	800	MPW1808
1800	1000	MPW1810
1800	1200	MPW1812
1800	1600	MPW1816*
2000	500	MPW2005
2000	600	MPW2006
2000	800	MPW2008
2000	1000	MPW2010
2000	1200	MPW2012
2000	1600	MPW2016*

* 1600 mm wide mounting plates are supplied as two 800 mm wide mounting plates.



Floor Standing Enclosures

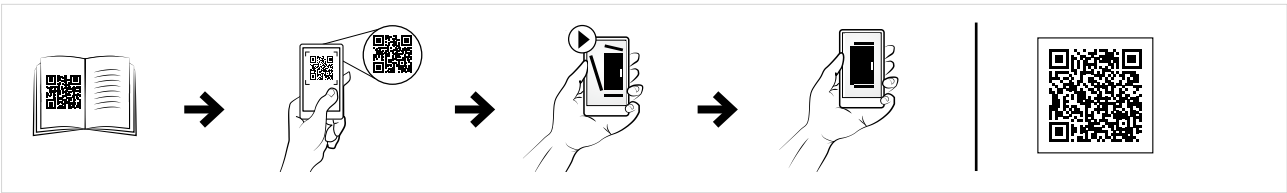
Steel Range

Accessories | Mounting plates

Transversal sliding profiles, MTS

- Description:** To be used when installing a wide mounting plate. Adjustable in depth in steps of 25 mm.
- Material:** 3 mm zinc plated steel.
- Pack quantity:** 2 profiles with mounting accessories.


For enclosure	
W	Item no.
500	MTS500
600	MTS600
800	MTS800
1000	MTS1000
1200	MTS1200
1600	MTS1600



Mounting plate fixing brackets, MPE

- Description:** For extra support of the mounting plate in the middle, in addition to the normal top and bottom fixing.
- Material:** 3 mm zinc plated steel.
- Pack quantity:** 10 pieces.
- Mounting requirements:** Add CMB profiles.

Item no.
MPE10



Flush mounting plate fixing brackets, MPEF

Description: For extra fixing of a heavily equipped mounting plate in the far rear position. Mounted directly to the enclosure frame for extra stability. Easy mounting without drilling. Can be fixed from the front even after the mounting plate is already in position. The combination with an MPR profile is advised.

Material: 3 mm zinc plated steel.

Pack quantity: 10 pieces with mounting accessories.

Item no.
MPEF10



Mounting plate reinforcement profiles, MPR

Description: Reinforcing a mounting plate (MP) when heavily equipped. For dampening of vibrations and stabilization. Easy mounting without drilling. In order to achieve maximum damping, fixing of the mounting plate to the profile is advised.

Material: 2 mm galvanized steel.

Pack quantity: 2 profiles with mounting accessories.

For enclosure	
W	Item no.
1000	MPR1000
1200	MPR1200
1600	MPR1600



Mounting plate reinforcement profiles, MPWR

Description: Reinforcing a wide mounting plate (MPW) when heavily equipped. For dampening of vibrations and stabilization. Easy mounting without drilling. In order to obtain maximum damping, fixing of the mounting plate to the profile is advised.

Material: 2 mm galvanized steel.

Pack quantity: 2 profiles with mounting accessories.

For enclosure	
W	Item no.
1000	MPWR1000
1200	MPWR1200



Floor Standing Enclosures

Steel Range

Accessories | Profiles

Click-in profiles, CLPK

Mild steel, combinable enclosures

MCS / MCD			
Required accessories			Page
FIXATION IN WIDTH	Full width, flush with the front/rear enclosure frame	Additional accessories not required	N/A
	Full width, adjustable in depth	Mounting profile in height, CLPF (2 pcs)	113
	Partial width, flush with the front/rear enclosure frame	Mounting profile in height, CLPF (1 pc)	113
	Partial width, adjustable in depth	Mounting profile in height, CLPF (2 pcs) Mounting profile in depth, CLPF (2 pcs)	113 113
FIXATION IN DEPTH	Full depth, flush with the side of the enclosure frame	Additional accessories not required	N/A
	Full depth, adjustable in width	Mounting profile in height, CLPF (2 pcs)	113
	Partial depth, flush with side enclosure frame	Mounting profile in height, CLPF (1 pc)	113
	Partial depth, adjustable in width	Mounting profile in height, CLPF (2 pcs) Mounting profile in width, CLPF (2 pcs)	113 113

Mild steel, compact enclosures

Stainless steel, combinable enclosures

Stainless steel, compact enclosures

MKS / MKD**MCSS / MCDS****EKSS / EKDS**

Required accessories	Page	Required accessories	Page	Required accessories	Page
<i>Not available</i>	N/A	<i>Additional accessories not required</i>	N/A	<i>Not available</i>	N/A
<i>Not available</i>	N/A	Mounting profile in height, CLPF (2 pcs)	113	Mounting profile in height, CLPF (2 pcs)	113
Mounting profile in height, CLPF (2 pcs)	113	Mounting profile in height, CLPF (1 pc)	113	Mounting profile in height, CLPF (2 pcs)	113
Mounting profile in height, CLPF (2 pcs) Mounting profile in depth, CLPF (4 pcs)	113 113	Mounting profile in height, CLPF (2 pcs) Mounting profile in depth, CLPF (2 pcs)	113 113	Mounting profile in height, CLPF (2 pcs) Mounting profile in depth, CLPF (4 pcs)	113 113
<i>Additional accessories not required</i>	N/A	<i>Additional accessories not required</i>	N/A	<i>Additional accessories not required</i>	N/A
Mounting profile in height, CLPF (2 pcs)	113	Mounting profile in height, CLPF (2 pcs)	113	Mounting profile in height, CLPF (2 pcs)	113
<i>Not available</i>	N/A	Mounting profile in height, CLPF (1 pc)	113	Mounting profile in height, CLPF (1 pc)	113
Mounting profile in height, CLPF (2 pcs) Mounting profile in width, CLPF (2 pcs)	113 113	Mounting profile in height, CLPF (2 pcs) Mounting profile in width, CLPF (2 pcs)	113 113	Mounting profile in height, CLPF (2 pcs) Mounting profile in width, CLPF (2 pcs)	113 113

Floor Standing Enclosures

Steel Range

Accessories | Profiles

Mounting profile, CLPF

Mild steel, combinable enclosures

MCS / MCD

		Required accessories	Page
FIXATION IN HEIGHT	Full height, flush with the front/rear enclosure frame	<i>Additional accessories not required</i>	N/A
	Full height, flush with the side enclosure frame	<i>Additional accessories not required</i>	N/A
	Full height, adjustable in depth and width	Mounting profile in depth, CLPF (2 pcs)	113
	Partial height, flush with the front/rear enclosure frame	Mounting profile in width, CLPF (1 pc)	113
	Partial height, flush with the side enclosure frame	Mounting profile in depth, CLPF (1 pc)	113
	Partial height, adjustable in depth and width	Mounting profile in width, CLPF (4 pcs) Mounting profile in depth, CLPF (2 pcs)	113 113
FIXATION IN WIDTH	Full width, flush with the front/rear enclosure frame	<i>Additional accessories not required</i>	N/A
	Full width, adjustable in depth and height	Mounting profile in depth, CLPF (2 pcs)	113
	Partial width, flush with the front/rear enclosure frame	Mounting profile in height, CLPF (1 pc)	113
	Partial width, adjustable in depth and height	Mounting profile in depth, CLPF (4 pcs) Mounting profile in height, CLPF (2 pcs)	113 113
FIXATION IN DEPTH	Full depth, flush with the side of the enclosure frame	<i>Additional accessories not required</i>	N/A
	Full depth, adjustable in height	Mounting profile in width, CLPF (2 pcs)	113
	Partial depth, flush with side enclosure frame	Mounting profile in height, CLPF (1 pc)	113
	Partial depth, adjustable in width and height	Mounting profile in width, CLPF (4 pcs) Mounting profile in height, CLPF (2 pcs)	113 113

Mild steel, compact enclosures

Stainless steel, combinable enclosures

Stainless steel, compact enclosures

MKS / MKD**MCSS / MCDS****EKSS / EKDS**

Required accessories	Page	Required accessories	Page	Required accessories	Page
Additional accessories not required	N/A	Additional accessories not required	N/A	Additional accessories not required	N/A
Not available	N/A	Additional accessories not required	N/A	Additional accessories not required	N/A
Mounting profile in depth, CLPF (2 pcs)	113	Mounting profile in depth, CLPF (2 pcs)	113	Not available	N/A
Mounting profile in width, CLPF (1 pc)	113	Mounting profile in width, CLPF (1 pc)	113	Mounting profile in width, CLPF (1 pc)	113
Click-in profile in depth, CLPK (1 pc)	112	Mounting profile in depth, CLPF (1 pc)	113	Click-in profile in depth, CLPK (1 pc)	112
Mounting profile in width, CLPF (4 pcs) Mounting profile in depth, CLPF (2 pcs)	113 113	Mounting profile in width, CLPF (4 pcs) Mounting profile in depth, CLPF (2 pcs)	113 113	Mounting profile in width, CLPF (4 pcs) Mounting profile in depth, CLPF (2 pcs)	113 113
Additional accessories not required	N/A	Additional accessories not required	N/A	Additional accessories not required	N/A
Click-in profile in depth, CLPK (2 pcs)	112	Mounting profile in depth, CLPF (2 pcs)	113	Click-in profile in depth, CLPK (2 pcs)	112
Mounting profile in height, CLPF (1 pc)	113	Mounting profile in height, CLPF (1 pc)	113	Mounting profile in height, CLPF (1 pc)	113
Mounting profile in depth, CLPF (4 pcs) Mounting profile in height, CLPF (2 pcs)	113 113	Mounting profile in depth, CLPF (4 pcs) Mounting profile in height, CLPF (2 pcs)	113 113	Not available	N/A
Not available	N/A	Additional accessories not required	N/A	Not available	N/A
Mounting profile in width, CLPF (2 pcs)	113	Mounting profile in width, CLPF (2 pcs)	113	Mounting profile in width, CLPF (2 pcs)	113
Not available	N/A	Mounting profile in height, CLPF (1 pc)	113	Mounting profile in height, CLPF (2 pcs)	113
Mounting profile in width, CLPF (4 pcs) Mounting profile in height, CLPF (2 pcs)	113 113	Mounting profile in width, CLPF (4 pcs) Mounting profile in height, CLPF (2 pcs)	113 113	Mounting profile in width, CLPF (4 pcs) Mounting profile in height, CLPF (2 pcs)	113 113

Floor Standing Enclosures

Steel Range

Accessories | Profiles

Outer mounting profile, CLPO

Mild steel, combinable enclosures

MCS / MCD			
Required accessories			Page
FIXATION IN WIDTH	Full width, flush with the front/rear enclosure frame	Additional accessories not required	N/A
	Partial width, flush with the front/rear enclosure frame	Mounting profile in height, CLPF (1 pc)	113
FIXATION IN DEPTH	Full depth, flush with the side of the enclosure frame	Additional accessories not required	N/A
	Partial depth, flush with side enclosure frame	Mounting profile in height, CLPF (1 pc)	113

Mild steel, compact enclosures

Stainless steel, combinable enclosures

Stainless steel, compact enclosures

MKS / MKD**MCSS / MCDS****EKSS / EKDS**

Required accessories	Page	Required accessories	Page	Required accessories	Page
<i>Additional accessories not required</i>	N/A	<i>Additional accessories not required</i>	N/A	<i>Additional accessories not required</i>	N/A
Mounting profile in height, CLPF (1 pc)	113	Mounting profile in height, CLPF (1 pc)	113	Mounting profile in height, CLPF (1 pc)	113
<i>Not available</i>	N/A	<i>Additional accessories not required</i>	N/A	<i>Not available</i>	N/A
<i>Not available</i>	N/A	Mounting profile in height, CLPF (1 pc)	113	Mounting profile in width, CLPF (2 pcs)	113

Floor Standing Enclosures

Steel Range

Accessories | Profiles

Carrier bars, CB

Mild steel, combinable enclosures

MCS / MCD			
Required accessories			Page
FIXATION IN WIDTH	Full width, flush with the bottom enclosure frame	Additional accessories not required	N/A
	Full width, adjustable in height	Mounting profile in depth, CLPF (2 pcs)	113
		or Click-in profile in depth, CLPK (2 pcs)	112
	Partial width, flush with the bottom enclosure frame	Mounting profile in depth, CLPF (1 or 2 pcs)	113
	Partial width, adjustable in height	Mounting profile in height, CLPF (2 or 4 pcs)	113
		Mounting profile in depth, CLPF (2 pcs)	113
FIXATION IN DEPTH	Full depth, flush with the bottom of the enclosure frame	Additional accessories not required	N/A
	Full depth, adjustable in width	Mounting profile in width, CLPF (2 pcs)	113
		or Click-in profile in width, CLPK (2 pcs)	112
	Partial depth, flush with bottom enclosure frame	Mounting profile in width, CLPF (1 or 2 pcs)	113
	Partial depth, adjustable in height	Mounting profile in height, CLPF (2 or 4 pcs)	113
		Mounting profile in width, CLPF (2 pcs)	113

Mild steel, compact enclosures

Stainless steel, combinable enclosures

Stainless steel, compact enclosures

MKS / MKD**MCSS / MCDS****EKSS / EKDS**

Required accessories	Page	Required accessories	Page	Required accessories	Page
<i>Additional accessories not required</i>	N/A	<i>Additional accessories not required</i>	N/A	<i>Additional accessories not required</i>	N/A
Click-in profile in depth, CLPK (2 pcs)	112	Mounting profile in depth, CLPF (2 pcs) or Click-in profile in depth, CLPK (2 pcs)	113 112	Click-in profile in depth, CLPK (2 pcs)	112
Mounting profile in depth, CLPF (1 or 2 pcs)	113	Mounting profile in depth, CLPF (1 or 2 pcs)	113	<i>Not available</i>	N/A
Mounting profile in height, CLPF (2 pcs) Click-in profile in depth, CLPK (2 pcs)	113 112	Mounting profile in height, CLPF (2 or 4 pcs) Mounting profile in depth, CLPF (2 pcs)	113 113	Mounting profile in height, CLPF (2 pcs) Click-in profile in depth, CLPK (2 pcs)	113 112
<i>Additional accessories not required</i>	N/A	<i>Additional accessories not required</i>	N/A	<i>Additional accessories not required</i>	N/A
Mounting profile in width, CLPF (2 pcs)	113	Mounting profile in width, CLPF (2 pcs) or Click-in profile in width, CLPK (2 pcs)	113 112	Mounting profile in width, CLPF (2 pcs)	113
Mounting profile in width, CLPF (1 or 2 pcs)	113	Mounting profile in width, CLPF (1 or 2 pcs)	113	Mounting profile in width, CLPF (1 or 2 pcs)	113
<i>Not available</i>	N/A	Mounting profile in height, CLPF (2 or 4 pcs) Mounting profile in width, CLPF (2 pcs)	113 113	Mounting profile in height, CLPF (2 or 4 pcs) Mounting profile in width, CLPF (2 pcs)	113 113

Floor Standing Enclosures

Steel Range

Accessories | Profiles

Heavy duty carrier bars, CBU

Mild steel, combinable enclosures

MCS / MCD			
Required accessories			Page
FIXATION IN WIDTH	Full width, flush with the bottom enclosure frame	Additional accessories not required	N/A
	Full width, adjustable in height	Mounting profile in depth, CLPF (2 pcs) or Click-in profile in depth, CLPK (2 pcs)	113 112
	Partial width, flush with the bottom enclosure frame	Mounting profile in depth, CLPF (1 or 2 pcs)	113
	Partial width, adjustable in height	Mounting profile in height, CLPF (2 or 4 pcs) Mounting profile in depth, CLPF (2 pcs)	113 113
FIXATION IN DEPTH	Full depth, flush with the bottom of the enclosure frame	Additional accessories not required	N/A
	Full depth, adjustable in height	Mounting profile in width, CLPF (2 pcs) or Click-in profile in width, CLPK (2 pcs)	113 112
	Partial depth, flush with bottom enclosure frame	Mounting profile in width, CLPF (1 or 2 pcs)	113
	Partial depth, adjustable in height	Mounting profile in height, CLPF (2 or 4 pcs) Mounting profile in width, CLPF (2 pcs)	113 113

Mild steel, compact enclosures

Stainless steel, combinable enclosures

Stainless steel, compact enclosures

MKS / MKD**MCSS / MCDS****EKSS / EKDS**

Required accessories	Page	Required accessories	Page	Required accessories	Page
<i>Additional accessories not required</i>	N/A	<i>Additional accessories not required</i>	N/A	<i>Additional accessories not required</i>	N/A
Click-in profile in depth, CLPK (2 pcs)	112	Mounting profile in depth, CLPF (2 pcs) or Click-in profile in depth, CLPK (2 pcs)	113 112	Click-in profile in depth, CLPK (2 pcs)	112
Mounting profile in depth, CLPF (1 or 2 pcs)	113	Mounting profile in depth, CLPF (1 or 2 pcs)	113	<i>Not available</i>	N/A
Mounting profile in height, CLPF (2 pcs) Click-in profile in depth, CLPK (2 pcs)	113 112	Mounting profile in height, CLPF (2 or 4 pcs) Mounting profile in depth, CLPF (2 pcs)	113 113	Mounting profile in height, CLPF (2 pcs) Click-in profile in depth, CLPK (2 pcs)	113 112
<i>Additional accessories not required</i>	N/A	<i>Additional accessories not required</i>	N/A	<i>Additional accessories not required</i>	N/A
Mounting profile in width, CLPF (2 pcs)	113	Mounting profile in width, CLPF (2 pcs) or Click-in profile in width, CLPK (2 pcs)	113 112	Mounting profile in width, CLPF (2 pcs)	113
Mounting profile in width, CLPF (1 or 2 pcs)	113	Mounting profile in width, CLPF (1 or 2 pcs)	113	Mounting profile in width, CLPF (1 or 2 pcs)	113
<i>Not available</i>	N/A	Mounting profile in height, CLPF (2 or 4 pcs) Mounting profile in width, CLPF (2 pcs)	113 113	Mounting profile in height, CLPF (2 or 4 pcs) Mounting profile in width, CLPF (2 pcs)	113 113

Floor Standing Enclosures

Steel Range

Accessories | Profiles

Click-in profiles, CLPK


- Description:

Universal profile for both depth and width fitting on the 25 mm DIN hole pattern of the enclosure's frame or in combination with the CLPF and VB profiles. The 75 mm wide profile is equipped with three rows of holes of which one is turned 90°. This makes it possible to mount the CLPF profiles in both directions. The CLPK can be secured by the use of self tapping screws.
- Material:

1.5 mm zinc plated steel.
- Pack quantity:

4 profiles.

For enclosure		
W/D	Max. loading	Item no.
300	2000 N	CLPK300
400	2000 N	CLPK400
500	2000 N	CLPK500
600	1600 N	CLPK600
800	1600 N	CLPK800
1000	1200 N	CLPK1000
1200	1200 N	CLPK1200



Mounting profiles, CLPF

Description:

The CLPF profile system is a 40 mm wide and 25 mm high profile, which can be mounted in all directions on the enclosure's frame. It can also be used in combination with the CLPK and the VB profiles. By turning the profile it can be used as a standard CP20/40 profile in combination with GLM 40/6 sliding nut, to mount installation material which needs adjusting in depth. The profiles, when mounted onto the enclosure's frame are flush with the enclosure's profiles. Two rows of hole patterns for cage nut fixing and self tapping screws are provided. For 90 mm wide profiles two profiles can be mounted next to each other.

Material:

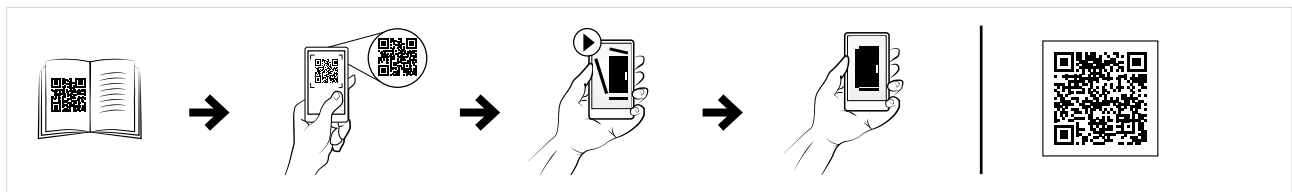
Zinc plated steel.

Pack quantity:

4 profiles including snap-line for fixing.



For enclosure				
H/W	W/D	Max. loading Horizontal C	Max. loading Horizontal	Item no.
300	300	800 N	1000 N	CLPF300
400	400	800 N	1000 N	CLPF400
500	500	800 N	1000 N	CLPF500
600	600	800 N	1000 N	CLPF600
800	800	800 N	1000 N	CLPF800
1000	1000	800 N	1000 N	CLPF1000
1200	1200	800 N	1000 N	CLPF1200
1400	1400	Only vertical loads allowed	Only vertical loads allowed	CLPF1400
1600	1600	Only vertical loads allowed	Only vertical loads allowed	CLPF1600
1800	1800	Only vertical loads allowed	Only vertical loads allowed	CLPF1800
2000	2000	Only vertical loads allowed	Only vertical loads allowed	CLPF2000
2200	2200	Only vertical loads allowed	Only vertical loads allowed	CLPF2200



Floor Standing Enclosures

Steel Range

Accessories | Profiles


Outer mounting profile, CLPO

Description: Universal profile for both depth and width fitting on the 25 mm DIN hole pattern on the enclosure frame. The 75 mm wide profile is equipped with three rows of holes of which one is turned 90°. This makes it possible to mount the CLPO profiles in both directions. The CLPO increases the useful space by 25 mm.

Material: 1.5 mm zinc plated steel.

Pack quantity: 4 profiles.

For enclosure		
W/D	Max. loading	Item no.
300	2400 N	CLPO300
400	2400 N	CLPO400
500	2400 N	CLPO500
600	2400 N	CLPO600
800	1800 N	CLPO800
1000	1400 N	CLPO1000
1200	1200 N	CLPO1200



Sliding nuts for mounting rails, GLM

Description: Sliding nuts to be used with CP mounting rails and CLPF mounting profiles for easy installation of components.

Material: Zinc plated steel.

Pack quantity: 50 pieces.

Thread	To be used with	Item no.
M6	CP1020, CP1020U, CP2020, CP2020U	GLM20-6P
M8	CP1020, CP1020U, CP2020, CP2020U	GLM20-8P
M6	CP2040, CP2040U, CLPF profiles	GLM40-6P
M8	CP2040, CP2040U, CLPF profiles	GLM40-8P



Profile bracket for compact enclosures, CAK

Description: Profile bracket to extend mounting possibilities on our steel, compact enclosures frame providing an additional mounting surface. The bracket has two round (diameter 4.3 mm) and three square (10x14 mm) holes, alternated on a pitch of 25 mm allowing a flexible approach to the installation of accessories.

Material: 2 mm zinc plated steel.

Pack quantity: 2 pieces with mounting accessories.

Description	Item no.
for MKS, MKD.	CAK02



Vertical dividing bars, VB

Description:	Fitted in the centre of 1200 mm or 1600 mm wide enclosures (front and rear) to provide standard mounting facilities in two vertical sections of 600 mm or 800 mm. This enables separate fitting of equipment such as swing frames, system profiles, in either section of the enclosure.
Material:	1.75 mm zinc plated steel.
Pack quantity:	1 pair without mounting accessories.
Mounting requirements:	Add VBK for mounting. For complete mounting facilities in the division add VBD.

For enclosure	
H	Item no.
1600	VB1600
1800	VB1800
2000	VB2000
2200	VB2200



Depth dividing bars, VBD

Description:	Fitted in the centre of a 1200 mm or 1600 mm wide enclosure (top and bottom), to provide standard mounting facilities in two sections of 600 mm or 800 mm wide. This enables separate fitting of accessories such as CAB(P), CBU, CLPK, CLPF etc., in either side of the enclosure. Accessories are adjustable in depth within the 25 mm hole pattern.
Material:	1.75 mm zinc plated steel.
Pack quantity:	1 pair without mounting accessories.
Mounting requirements:	Add VBK for mounting. Add VB for complete mounting facilities in the division.

For enclosure	
D	Item no.
400	VBD400
500	VBD500
600	VBD600
800	VBD800



Fixing brackets, VBK

Description:	Mounting brackets for the VB or VBD in 1200 mm or 1600 mm wide enclosure. It does not interfere with bottom plates.
Material:	3 mm zinc plated steel.
Pack quantity:	4 pieces with mounting accessories.

For enclosure	
W	Item no.
<1200	VBK04
1200	VBK1200
1600	VBK1600



Floor Standing Enclosures

Steel Range

Accessories | Profiles

Side mounting bars, CMB


- Description:

For fixing cables, cable guides, etc, in the depth or the width of an enclosure.
- Material:

2 mm zinc plated steel.
- Pack quantity:

20 profiles with mounting accessories.

For enclosure	
W/D	Item no.
300	CMB302
400	CMB402
500	CMB502
600	CMB602
800	CMB802



Height profiles, HP


- Description:

Vertical profiles with 25 mm hole pattern, to support DIN rails and appropriate telequick mounting plates. Adjustable in depth in steps of 25 mm.
- Material:

2 mm zinc plated steel.
- Pack quantity:

2 profiles with mounting accessories.

For enclosure	
H	Item no.
1600	HP1600
1800	HP1800
2000	HP2000
2200	HP2200



Cage nuts, CNM

Description: Cage nuts designed for universal use on the enclosure frame profiles and the profiles system.

Pack quantity: 50 pieces.

Thread	Item no.
M6	CNM615
M8	CNM815



Screws for clip-on cage nuts, CNS

Description: Socket head screws M6x12 and M8x12 for clip-on cage nuts.

Pack quantity: 250 pieces.

Thread	Item no.
M6	CNS612
M8	CNS812



Extrude-tite screws, CNT

Description: Torx extrude-tite screws for fitting accessories, click in profiles, earthing etc.

Pack quantity: 250 pieces.

Thread	Item no.
M5	CNT05
M6	CNT06



Extrude-tite screws for stainless steel profiles, CNTS

Description: To be used in the DIN pattern of round holes on the stainless steel enclosure frame. Torx extrude-tite screws for fitting accessories.

Pack quantity: 250 pieces.

Thread	Item no.
M5	CNTS05
M6	CNTS06



Floor Standing Enclosures

Steel Range

Accessories | Profiles

Carrier bars, CB

Description: Used for heavy equipment, such as transformers, fitted in the bottom of the enclosure.

Material: 3 mm zinc plated steel.

Pack quantity: 1 pair with mounting accessories.

For enclosure		
W/D	Max. loading	Item no.
400	2500 N	CB400
500	2100 N	CB500
600	1800 N	CB600
800	1300 N	CB800

The maximum load is indicated per bar.



Heavy duty carrier bars, CBU

Description: Heavy duty carrier bar for mounting heavy components e.g. transformers. Supplied with T-shaped sliding bolts and equipped with slotted holes for mounting in any position, both in width and depth of the enclosure.

Material: 2.5 mm zinc plated steel.

Pack quantity: 1 pair with mounting accessories and 4 T-shaped sliding bolts.

For enclosure		
W/D	Max. loading	Item no.
400	3000 N	CBU400
500	3000 N	CBU500
600	3000 N	CBU600
800	2250 N	CBU800
1000	1800 N	CBU1000
1200	1500 N	CBU1200

The maximum load is indicated per bar.



Lütze system adaptor profiles, CLS

Description: Adapter to fix the Lütze system direct to the floorstanding, enclosure frame.

Material: 2.5 mm zinc plated steel.

Pack quantity: 6 adapter bars with mounting accessories.

For enclosure	
D	Item no.
400	CLS400
500	CLS500
600	CLS600
800	CLS800



Floor Standing Enclosures Steel Range

Accessories | Modular system

01

Floor Standing Enclosures

1

Mounting plates, MSMPN

Description:	Mounting plate for installation of breakers. Suitable for left and right hand connections.
Material:	1.5 mm galvanized steel.
Pack quantity:	1 piece with mounting material.
Mounting requirements:	To be assembled on the modular system frame with MSMPA01 or MSMPF01.

Plain


H	W	h	w	Item no.
50	600	496	470	MSMPN0506
50	800	496	670	MSMPN0508
100	600	96	470	MSMPN1006
100	800	96	670	MSMPN1008
150	600	146	470	MSMPN1506
150	800	146	670	MSMPN1508
200	600	196	470	MSMPN2006
200	800	196	670	MSMPN2008
250	600	246	470	MSMPN2506
250	800	246	670	MSMPN2508
300	600	296	470	MSMPN3006
300	800	296	670	MSMPN3008
400	600	396	470	MSMPN4006
400	800	396	670	MSMPN4008
450	600	446	470	MSMPN4506
450	800	446	670	MSMPN4508
500	600	496	470	MSMPN5006
500	800	496	670	MSMPN5008
600	600	596	470	MSMPN6006
600	800	596	670	MSMPN6008
600	1000	596	870	MSMPN6010

Horizontal opening

H	W	h	w	Item no.
100	600	96	470	MSMPN1006H
100	800	96	670	MSMPN1008H

Vertical opening

H	W	h	w	Item no.
150	600	146	470	MSMPN1506V
150	800	146	670	MSMPN1508V
200	600	196	470	MSMPN2006V
200	800	196	670	MSMPN2008V
250	600	246	470	MSMPN2506V
250	800	246	670	MSMPN2508V
300	600	296	470	MSMPN3006V
300	800	296	670	MSMPN3008V
400	600	396	470	MSMPN4006V
400	800	396	670	MSMPN4008V
450	600	446	470	MSMPN4506V
450	800	446	670	MSMPN4508V
600	600	596	470	MSMPN6006V
600	800	596	670	MSMPN6008V



Floor Standing Enclosures

Steel Range

Accessories | Modular system

Modular system frames, MSMSF

Description: Two single vertical profiles, which can be used both for front covers and assembly of components. A cost effective solution for panel builders, reducing assembly time, which also enables assembly outside the enclosure. Useful height for front covers is, Height – 150 mm.

Material: 2 mm steel.

Finish: RAL 7035.

Pack quantity: 1 kit.

H	W	Item no.
1800	600	MSMSF1806
1800	800	MSMSF1808
2000	600	MSMSF2006
2000	800	MSMSF2008
2200	600	MSMSF2206
2200	800	MSMSF2208



DIN rails, MSDR


Description: Cut to size DIN rail ready to be installed. The simplified panel design makes procurement easier and reduces assembly time.

Material: Galvanized steel.

Pack quantity: 5 pieces.

Mounting requirements: To be used with modular system.

W	Item no.
600	MSDR0600
800	MSDR0800



Fixed brackets, MSMPF01

Description:	A bracket to mount a DIN-rail to allow for mounting of modular components in the modular system profiles. Cost effective solution for panel builders.
Material:	2.5 mm galvanized steel.
Pack quantity:	2 pairs.
Mounting requirements:	To be assembled on the modular system frame.

Item no.
MSMPF01



Adjustable brackets, MSMPA01

Description:	A bracket to mount a DIN-rail or mounting plate which is adjustable in depth to allow for mounting of components in different sizes in the desired position.
Material:	2.5 mm galvanized steel, zamak.
Pack quantity:	2 pairs.
Mounting requirements:	To be assembled on the modular system frame.

Item no.
MSMPA01



Floor Standing Enclosures

Steel Range

Accessories | Modular system

Adjustment profiles, APK

Description:	Width profiles which allows for continuous adjustment of fixation cage nuts for components in height, depth and width. Panel builders can then fix any component in the desired position without machining.
Material:	2,5 mm galvanized steel.
Pack quantity:	2 pairs.
Requirements:	To be assembled on CLPF depth profiles.


For enclosure	
W	Item no.
600	APK600
800	APK800



Slotted front panels, MSMCP

Description:	Slotted front panel for modular assemblies. Provided with one DIN rail per row for modular components. It has a top and bottom bending to provide extra rigidity.
Material:	1.25 mm steel.
Finish:	RAL 7035 structured powder coating.
Delivery:	1 piece with mounting material.
Mounting requirements:	To be assembled on the modular system frame.


H	W	N° of rows	DIN modules	Item no.
150	600	1	25	MSMCP1506R5
150	800	1	38	MSMCP1508R5
200	600	1	25	MSMCP2006R5
200	800	1	38	MSMCP2008R5
300	600	1	25	MSMCP3006-1R5
300	800	1	38	MSMCP3008-1R5
300	600	2	50	MSMCP3006-2R5
300	800	2	76	MSMCP3008-2R5
450	600	3	75	MSMCP4506R5
450	800	3	114	MSMCP4508R5
600	600	4	100	MSMCP6006R5
600	800	4	152	MSMCP6008R5



Plain front panels, MSMBP

Description:	Plain front panel for modular assemblies. It has a top and bottom bending to provide extra rigidity.
Material:	1.25 mm steel.
Finish:	RAL 7035 structured powder coating.
Delivery:	1 piece with mounting material.
Mounting requirements:	To be assembled on the modular system frame.

H	W	h	w	Item no.
50	600	49	503	MSMBP0506R5
50	800	49	703	MSMBP0508R5
100	600	99	503	MSMBP1006R5
100	800	99	703	MSMBP1008R5
150	600	149	503	MSMBP1506R5
150	800	149	703	MSMBP1508R5
200	600	199	503	MSMBP2006R5
200	800	199	703	MSMBP2008R5
250	600	249	503	MSMBP2506R5
250	800	249	703	MSMBP2508R5
300	600	299	503	MSMBP3006R5
300	800	299	703	MSMBP3008R5
400	600	399	503	MSMBP4006R5
400	800	399	703	MSMBP4008R5
450	600	449	503	MSMBP4506R5
450	800	449	703	MSMBP4508R5
500	600	499	503	MSMBP5006R5
500	800	499	703	MSMBP5008R5
600	600	599	503	MSMBP6006R5
600	800	599	703	MSMBP6008R5



Blanking plates for DIN slots, TB13G

Description:	Blanking plate to cover the unused space in the DIN slots. Can be divided per half a module.
Material:	Plastic.
Finish:	RAL 7035.
Pack quantity:	1 piece of blanking plate 13 mod. Overall length 234 mm.

Item no.
TB13G



Floor Standing Enclosures

Steel Range

Accessories | 19" mounting

Mild steel, combinable enclosures

Swing frame ESFC 600 mm width

MCS / MCD

		Required accessories	Page
FIXATION	Full height swing frame, mounted in the front/rear	Swing frame transversal support bars, ESFB , in width	144
	Full height swing frame, mounted in the side	Swing frame transversal support bars, ESFB , in depth	144
	Partial height swing frame, mounted in the front/rear	Swing frame transversal support bars, ESFB , in width Mounting profile in depth, CLPF (2 pcs)	144 113
	Partial height swing frame, mounted in the side	Swing frame transversal support bars, ESFB , in depth Mounting profile in width, CLPF (2 pcs)	144 113
	Full height swing frame, mounted in the front/rear of an internally divided 1200/1600 enclosure	Swing frame transversal support bars, ESFB , in width Depth dividing bars, VBD Fixing brackets, VBK	144 115 115
	Partial height swing frame, mounted in the front/rear of an internally divided 1200 width enclosure	Swing frame transversal support bars, ESFB Mounting profile in depth, CLPF (2 pcs) Depth dividing bars, VBD Vertical dividing bars, VB Fixing brackets, VBK	144 113 115 115 115
DEPTH ADJUSTMENT	Swing frame adjustable in depth	<i>Additional accessories not required</i>	N/A
HINGED 180°	Full or partial height swing frame 180° hinged	Swing frame hinges 180°, ESFH	144
SUPPORT	Swing frame chassis support	Swing frame chassis support, SFSU	145
DOOR STOP	Full or partial height swing frame door stop 130°	Swing frame door stop 130°, ESFD130	145
	Full or partial height swing frame door stop 180°	Swing frame door stop 180°, ESFD180	145

Mild steel, compact enclosures

MKS / MKD

Required accessories	Page
Swing frame transversal support bars, ESFB , in width	144
<i>Not available</i>	N/A
Swing frame transversal support bars, ESFB , in width Click-in profile in depth, CLPK (2 pcs)	144 112
<i>Not available</i>	N/A
Swing frame transversal support bars, ESFB , in width Depth dividing bars, VBD Fixing brackets, VBK	144 115 115
Swing frame transversal support bars, ESFB Click-in profile in depth, CLPK (2 pcs) Depth dividing bars, VBD Vertical dividing bars, VB Fixing brackets, VBK	144 112 115 115 115
<i>Additional accessories not required</i>	N/A
Swing frame hinges 180°, ESFH	144
Swing frame chassis support, SFSU	145
Swing frame door stop 130°, ESFD130	145
Swing frame door stop 180°, ESFD180	145

Stainless steel, combinable enclosures

MCSS / MCDS

Required accessories	Page
Swing frame transversal support bars, ESFB , in width	144
Swing frame transversal support bars, ESFB , in depth	144
Swing frame transversal support bars, ESFB , in width Mounting profile in depth, CLPF (2 pcs)	144 113
Swing frame transversal support bars, ESFB , in depth Mounting profile in width, CLPF (2 pcs)	144 113
Swing frame transversal support bars, ESFB , in width Depth dividing bars, VBD Fixing brackets, VBK	144 115 115
Swing frame transversal support bars, ESFB Mounting profile in depth, CLPF (2 pcs) Depth dividing bars, VBD Vertical dividing bars, VB Fixing brackets, VBK	144 113 115 115 115
<i>Additional accessories not required</i>	N/A
Swing frame hinges 180°, ESFH	144
Swing frame chassis support, SFSU	144
Swing frame door stop 130°, ESFD130	144
Swing frame door stop 180°, ESFD180	144

Stainless steel, compact enclosures

EKSS / EKDS

Required accessories	Page
Swing frame transversal support bars, ESFB , in width	144
<i>Not available</i>	N/A
Swing frame transversal support bars, ESFB , in width Click-in profile in depth, CLPK (2 pcs)	144 112
<i>Not available</i>	N/A
<i>Not available</i>	N/A
Swing frame transversal support bars, ESFB Click-in profile in depth, CLPK (2 pcs) Depth dividing bars, VBD Vertical dividing bars, VB Fixing brackets, VBK	144 112 115 115 115
<i>Additional accessories not required</i>	N/A
Swing frame hinges 180°, ESFH	144
Swing frame chassis support, SFSU	145
Swing frame door stop 130°, ESFD130	145
Swing frame door stop 180°, ESFD180	145

Floor Standing Enclosures

Steel Range

Accessories | 19" mounting

Middle swing frame ESFM 800 mm width

Mild steel, combinable enclosures

MCS / MCD

		Required accessories	Page
FIXATION	Full height swing frame, mounted in the front/rear	Swing frame transversal support bars, ESFB , in width	144
	Full height swing frame, mounted in the side	Swing frame transversal support bars, ESFB , in depth	144
	Partial height swing frame, mounted in the front/rear	Swing frame transversal support bars, ESFB , in width Mounting profile in depth, CLPF (2 pcs)	144 113
	Partial height swing frame, mounted in the side	Swing frame transversal support bars, ESFB , in depth Mounting profile in width, CLPF (2 pcs)	144 113
	Full height swing frame, mounted in the front/rear of an internally divided 1200/1600 enclosure	Swing frame transversal support bars, ESFB , in width Depth dividing bars, VBD Fixing brackets, VBK	144 115 115
	Partial height swing frame, mounted in the front/rear of an internally divided 1600 width enclosure	Swing frame transversal support bars, ESFB Mounting profile in depth, CLPF (2 pcs) Depth dividing bars, VBD Vertical dividing bars, VB Fixing brackets, VBK	144 113 115 115 115
DEPTH ADJUSTMENT	Swing frame adjustable in depth	<i>Additional accessories not required</i>	N/A
HINGED 180°	Full or partial height swing frame 180° hinged	<i>Additional accessories not required</i>	N/A
SUPPORT	Swing frame chassis support	Swing frame chassis support, SFSU	145
DOOR STOP	Full or partial height swing frame door stop 130°	Swing frame door stop 130°, ESFD130	145
	Full or partial height swing frame door stop 180°	Swing frame door stop 180°, ESFD180	145

Mild steel, compact enclosures

MKS / MKD

Required accessories	Page
Swing frame transversal support bars, ESFB , in width	144
<i>Not available</i>	N/A
Swing frame transversal support bars, ESFB , in width Click-in profile in depth, CLPK (2 pcs)	144 112
<i>Not available</i>	N/A
Swing frame transversal support bars, ESFB , in width Depth dividing bars, VBD Fixing brackets, VBK	144 115 115
Swing frame transversal support bars, ESFB Click-in profile in depth, CLPK (2 pcs) Depth dividing bars, VBD Vertical dividing bars, VB Fixing brackets, VBK	144 112 115 115 115
<i>Additional accessories not required</i>	N/A
<i>Additional accessories not required</i>	N/A
Swing frame chassis support, SFSU	145
Swing frame door stop 130°, ESFD130	145
Swing frame door stop 180°, ESFD180	145

Stainless steel, combinable enclosures

MCSS / MCDS

Required accessories	Page
Swing frame transversal support bars, ESFB , in width	144
Swing frame transversal support bars, ESFB , in depth	144
Swing frame transversal support bars, ESFB , in width Mounting profile in depth, CLPF (2 pcs)	144 113
Swing frame transversal support bars, ESFB , in depth Mounting profile in width, CLPF (2 pcs)	144 113
Swing frame transversal support bars, ESFB , in width Depth dividing bars, VBD Fixing brackets, VBK	144 115 115
Swing frame transversal support bars, ESFB Mounting profile in depth, CLPF (2 pcs) Depth dividing bars, VBD Vertical dividing bars, VB Fixing brackets, VBK	144 113 115 115 115
<i>Additional accessories not required</i>	N/A
<i>Additional accessories not required</i>	N/A
Swing frame chassis support, SFSU	145
Swing frame door stop 130°, ESFD130	145
Swing frame door stop 180°, ESFD180	145

Stainless steel, compact enclosures

EKSS / EKDS

Required accessories	Page
Swing frame transversal support bars, ESFB , in width	144
<i>Not available</i>	N/A
Swing frame transversal support bars, ESFB , in width Click-in profile in depth, CLPK (2 pcs)	144 112
<i>Not available</i>	N/A
<i>Not available</i>	N/A
Swing frame transversal support bars, ESFB Click-in profile in depth, CLPK (2 pcs) Depth dividing bars, VBD Vertical dividing bars, VB Fixing brackets, VBK	144 112 115 115 115
<i>Additional accessories not required</i>	N/A
<i>Additional accessories not required</i>	N/A
Swing frame chassis support, SFSU	145
Swing frame door stop 130°, ESFD130	145
Swing frame door stop 180°, ESFD180	145

Floor Standing Enclosures

Steel Range

Accessories | 19" mounting

Side swing frame ESFS 800 mm width

Mild steel, combinable enclosures

MCS / MCD

		Required accessories	Page
FIXATION	Full height swing frame, mounted in the front/rear	Swing frame transversal support bars, ESFB , in width	144
	Full height swing frame, mounted in the side	Swing frame transversal support bars, ESFB , in depth	144
	Partial height swing frame, mounted in the front/rear	Swing frame transversal support bars, ESFB , in width Mounting profile in depth, CLPF (2 pcs)	144 113
	Partial height swing frame, mounted in the side	Swing frame transversal support bars, ESFB , in depth Mounting profile in width, CLPF (2 pcs)	144 113
	Full height swing frame, mounted in the front/rear of an internally divided 1200/1600 enclosure	Swing frame transversal support bars, ESFB , in width Depth dividing bars, VBD Fixing brackets, VBK	144 115 115
	Partial height swing frame, mounted in the front/rear of an internally divided 1200/1600 width enclosure	Swing frame transversal support bars, ESFB Mounting profile in depth, CLPF (2 pcs) Depth dividing bars, VBD Vertical dividing bars, VB Fixing brackets, VBK	144 113 115 115 115
DEPTH ADJUSTMENT	Swing frame adjustable in depth	<i>Additional accessories not required</i>	N/A
HINGED 180°	Full or partial height swing frame 180° hinged	Swing frame hinges 180°, ESFH	144
SUPPORT	Swing frame chassis support	Swing frame chassis support, SFSU	145
DOOR STOP	Full or partial height swing frame door stop 130°	Swing frame door stop 130°, ESFD130	145
	Full or partial height swing frame door stop 180°	Swing frame door stop 180°, ESFD180	145

Mild steel, compact enclosures

MKS / MKD

Required accessories	Page
Swing frame transversal support bars, ESFB , in width	144
<i>Not available</i>	N/A
Swing frame transversal support bars, ESFB , in width Click-in profile in depth, CLPK (2 pcs)	144 112
<i>Not available</i>	N/A
Swing frame transversal support bars, ESFB , in width Depth dividing bars, VBD Fixing brackets, VBK	144 115 115
Swing frame transversal support bars, ESFB Click-in profile in depth, CLPK (2 pcs) Depth dividing bars, VBD Vertical dividing bars, VB Fixing brackets, VBK	144 112 115 115 115
<i>Additional accessories not required</i>	N/A
Swing frame hinges 180°, ESFH	144
Swing frame chassis support, SFSU	145
Swing frame door stop 130°, ESFD130	145
Swing frame hinges 180°, ESFH	144

Stainless steel, combinable enclosures

MCSS / MCDS

Required accessories	Page
Swing frame transversal support bars, ESFB , in width	144
Swing frame transversal support bars, ESFB , in depth	144
Swing frame transversal support bars, ESFB , in width Mounting profile in depth, CLPF (2 pcs)	144 113
Swing frame transversal support bars, ESFB , in depth Mounting profile in width, CLPF (2 pcs)	144 113
Swing frame transversal support bars, ESFB , in width Depth dividing bars, VBD Fixing brackets, VBK	144 115 115
Swing frame transversal support bars, ESFB Mounting profile in depth, CLPF (2 pcs) Depth dividing bars, VBD Vertical dividing bars, VB Fixing brackets, VBK	144 113 115 115 115
<i>Additional accessories not required</i>	N/A
Swing frame hinges 180°, ESFH	144
Swing frame chassis support, SFSU	145
Swing frame door stop 130°, ESFD130	145
Swing frame door stop 180°, ESFD180	145

Stainless steel, compact enclosures

EKSS / EKDS

Required accessories	Page
Swing frame transversal support bars, ESFB , in width	144
<i>Not available</i>	N/A
Swing frame transversal support bars, ESFB , in width Click-in profile in depth, CLPK (2 pcs)	144 112
<i>Not available</i>	N/A
<i>Not available</i>	N/A
Swing frame transversal support bars, ESFB Click-in profile in depth, CLPK (2 pcs) Depth dividing bars, VBD Vertical dividing bars, VB Fixing brackets, VBK	144 112 115 115 115
<i>Additional accessories not required</i>	N/A
Swing frame hinges 180°, ESFH	144
Swing frame chassis support, SFSU	145
Swing frame door stop 130°, ESFD130	145
Swing frame door stop 180°, ESFD180	145

Floor Standing Enclosures

Steel Range

Accessories | 19" mounting

Partial height swing frame, SFCP

Mild steel, combinable enclosures

MCS / MCD

		Required accessories	Page
FIXATION	Partial height swing frame, mounted in the front/rear and adjustable in height	Partial swing frame support bars, SFBP , in width	147
	Partial height swing frame, mounted in the front/rear and adjustable in height and depth	Partial swing frame support bars, SFBP , in width Mounting profile in height, CLPF (2 pcs)	147 113
	Partial height swing frame, mounted in the side and adjustable in height	Partial swing frame support bars, SFBP , in depth	147
	Partial height swing frame, mounted in the side and adjustable in height and width	Partial swing frame support bars, SFBP , in depth Mounting profile in height, CLPF (2 pcs)	147 113
	Partial height swing frame, mounted in the front/rear of an internally divided 1200/1600 width enclosure	Partial swing frame support bars, SFBP , in width Depth dividing bars, VBD Vertical dividing bars, VB Fixing brackets, VBK	147 115 115 115
	Partial height swing frame, mounted in the front/rear of an internally divided 1200/1600 width enclosure and adjustable in depth	Partial swing frame support bars, SFBP , in width Mounting profile in height, CLPF (2 pcs) Depth dividing bars, VBD Fixing brackets, VBK	147 113 115 115
SUPPORT	Swing frame chassis support	Swing frame chassis support, SFSU	145

Mild steel, compact enclosures

Stainless steel, combinable enclosures

Stainless steel, compact enclosures

MKS / MKD**MCSS / MCDS****EKSS / EKDS**

Required accessories	Page	Required accessories	Page	Required accessories	Page
Not available	N/A	Partial swing frame support bars, SFBP , in width	147	Not available	N/A
Not available	N/A	Partial swing frame support bars, SFBP , in width Mounting profile in height, CLPF (2 pcs)	147 113	Not available	N/A
Not available	N/A	Partial swing frame support bars, SFBP , in depth	147	Not available	N/A
Not available	N/A	Partial swing frame support bars, SFBP , in depth Mounting profile in height, CLPF (2 pcs)	147 113	Not available	N/A
Not available	N/A	Partial swing frame support bars, SFBP , in width Depth dividing bars, VBD Vertical dividing bars, VB Fixing brackets, VBK	147 115 115 115	Not available	N/A
Not available	N/A	Partial swing frame support bars, SFBP , in width Mounting profile in height, CLPF (2 pcs) Depth dividing bars, VBD Fixing brackets, VBK	147 113 115 115	Not available	N/A
Not available	N/A	Swing frame chassis support, SFSU	145	Not available	N/A

Floor Standing Enclosures

Steel Range

Accessories | 19" mounting

19" mounting profiles

Mild steel, combinable enclosures

MCS / MCD

		Required accessories	Page
FIXATION IN THE FRONT OR REAR OF THE ENCLOSURE	Front and side 19" profiles, centered fixing	19" mounting profiles, CIP Horizontal profiles for centered fixation of 19" profiles, CIB	147 148
	Side 19" profiles, centered fixing	19" mounting profiles, CIPD Horizontal profiles for centered fixation of 19" profiles, CIB	148 148
	Front and side 19" profiles, asymmetric fixing	19" mounting profiles, CIP Horizontal profiles for asymmetric fixation of 19" profiles, CID	147 148
	Side 19" profiles, asymmetric fixing	19" mounting profiles, CIPD Horizontal profiles for asymmetric fixation of 19" profiles, CID	148 148
	Partial front and side 19" profiles, depth adjustable in steps for 600 depth enclosures, centered fixing	Partial 19" mounting profiles, CIPP Click-in profile in depth, CLPK (2 pcs)	149 112
	Partial front and side 19" profiles, depth adjustable in steps for 800 depth enclosures, centered fixing	Partial 19" mounting profiles, CIPP Brackets for fixation of partial 19" profiles, CIC Click-in profile in depth, CLPK (2 pcs)	149 149 112
	Partial front and side 19" profiles, continuous depth adjustment for 800 width enclosures, centered fixing	Partial 19" mounting profiles, CIPP Width reducers, CIWR	149 149

Mild steel, compact enclosures

Stainless steel, combinable enclosures

Stainless steel, compact enclosures

MKS / MKD**MCSS / MCDS****EKSS / EKDS**

Required accessories	Page	Required accessories	Page	Required accessories	Page
Not available	N/A	19" mounting profiles, CIP Horizontal profiles for centered fixation of 19" profiles, CIB	147 148	19" mounting profiles, CIP Horizontal profiles for centered fixation of 19" profiles, CIB	147 148
Not available	N/A	19" mounting profiles, CIPD Horizontal profiles for centered fixation of 19" profiles, CIB	148 148	19" mounting profiles, CIPD Horizontal profiles for centered fixation of 19" profiles, CIB	148 148
19" mounting profiles, CIP Horizontal profiles for asymmetric fixation of 19" profiles, CID	147 148	19" mounting profiles, CIP Horizontal profiles for asymmetric fixation of 19" profiles, CID	148 148	19" mounting profiles, CIP Horizontal profiles for asymmetric fixation of 19" profiles, CID	147 148
19" mounting profiles, CIPD Horizontal profiles for asymmetric fixation of 19" profiles, CID	148 148	19" mounting profiles, CIPD Horizontal profiles for asymmetric fixation of 19" profiles, CID	148 148	19" mounting profiles, CIPD Horizontal profiles for asymmetric fixation of 19" profiles, CID	148 148
Partial 19" mounting profiles, CIPP Click-in profile in depth, CLPK (2 pcs)	149 112	Partial 19" mounting profiles, CIPP Click-in profile in depth, CLPK (2 pcs)	149 112	Partial 19" mounting profiles, CIPP Click-in profile in depth, CLPK (2 pcs)	149 112
Partial 19" mounting profiles, CIPP Brackets for fixation of partial 19" profiles, CIC Click-in profile in depth, CLPK (2 pcs)	149 149 112	Partial 19" mounting profiles, CIPP Brackets for fixation of partial 19" profiles, CIC Click-in profile in depth, CLPK (2 pcs)	149 149 112	Partial 19" mounting profiles, CIPP Brackets for fixation of partial 19" profiles, CIC Click-in profile in depth, CLPK (2 pcs)	149 149 112
Partial 19" mounting profiles, CIPP Width reducers, CIWR	149 149	Partial 19" mounting profiles, CIPP Width reducers, CIWR	149 149	Partial 19" mounting profiles, CIPP Width reducers, CIWR	149 149

Floor Standing Enclosures

Steel Range

Accessories | 19" mounting

19" mounting profiles

Mild steel, combinable enclosures

MCS / MCD

		Required accessories	Page
FIXATION FOR THE SIDE OF THE ENCLOSURE	Front and side 19" profiles, centered fixing	19" mounting profiles, CIP Horizontal profiles for centered fixation of 19" profiles, CIB	147 148
	Side 19" profiles, centered fixing	19" mounting profiles, CIPD Horizontal profiles for centered fixation of 19" profiles, CIB	148 148
	Front and side 19" profiles, asymmetric fixing	19" mounting profiles, CIP Horizontal profiles for asymmetric fixation of 19" profiles, CID	147 148
	Side 19" profiles, asymmetric fixing	19" mounting profiles, CIPD Horizontal profiles for asymmetric fixation of 19" profiles, CID	148 148
	Partial front and side 19" profiles, depth adjustable in steps for 600 depth enclosures, centered fixing	Partial 19" mounting profiles, CIPP Brackets for fixation of partial 19" profiles, CIC Click-in profile in width, CLPK (2 pcs)	149 149 112
	Partial front and side 19" profiles, depth adjustable in steps for 800 depth enclosures, centered fixing	Partial 19" mounting profiles, CIPP Brackets for fixation of partial 19" profiles, CIC Click-in profile in width, CLPK (2 pcs)	149 149 112
	Partial front and side 19" profiles, continuous depth adjustment for 800 width enclosures, centered fixing	Partial 19" mounting profiles, CIPP Width reducers, CIWR	149 149
FRONT FRAME	Front frame to be used when a door is not required	Front frame covers, FFC	150

Mild steel, compact enclosures

Stainless steel, combinable enclosures

Stainless steel, compact enclosures

MKS / MKD**MCSS / MCDS****EKSS / EKDS**

Required accessories	Page	Required accessories	Page	Required accessories	Page
Not available	N/A	19" mounting profiles, CIP Horizontal profiles for centered fixation of 19" profiles, CIB	147 148	Not available	N/A
Not available	N/A	19" mounting profiles, CIPD Horizontal profiles for centered fixation of 19" profiles, CIB	148 148	Not available	N/A
Not available	N/A	19" mounting profiles, CIP Horizontal profiles for asymmetric fixation of 19" profiles, CID	147 148	Not available	N/A
Not available	N/A	19" mounting profiles, CIPD Horizontal profiles for asymmetric fixation of 19" profiles, CID	148 148	Not available	N/A
Not available	N/A	Partial 19" mounting profiles, CIPP Brackets for fixation of partial 19" profiles, CIC Click-in profile in width, CLPK (2 pcs)	149 149 112	Not available	N/A
Not available	N/A	Partial 19" mounting profiles, CIPP Brackets for fixation of partial 19" profiles, CIC Click-in profile in width, CLPK (2 pcs)	149 149 112	Not available	N/A
Not available	N/A	Partial 19" mounting profiles, CIPP Width reducers, CIWR	149 149	Not available	N/A
Front frame covers, FFC	150	Not available	N/A	Not available	N/A

Floor Standing Enclosures

Steel Range

Accessories | 19" mounting

Full Height Swing Frames, ESFC

- Description:

Full height swing frame for 19" components allowing left and right hand opening. Can be used in steel, combinable and compact enclosures. Hinges designed to give extra build-in depth. Adjustable top hinge for square mounting of the swing frame. Rigid W-shaped frame profile for heavy equipment. Zinc plated 19" vertical profiles for direct earthing of the mounted components. Standard equipped with 130° hinges (180° hinges not applicable for 600 mm wide enclosures). Can also be mounted on the side of 600 mm deep floor standing enclosures. For steel, combinable enclosures use transversal support bars ESFB in combination with VBD if required. Adjustable in depth by steps of 12.5 mm.
- Maximum load:

1800N, supplied with a self positioning device.
- Lock:

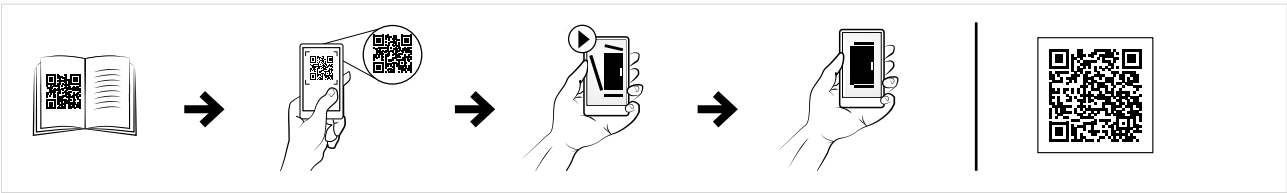

Two 3 mm double-bit locks.
- Material:

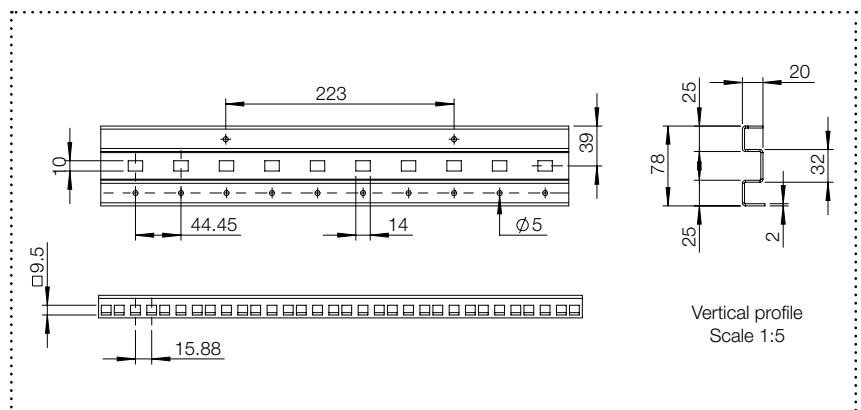
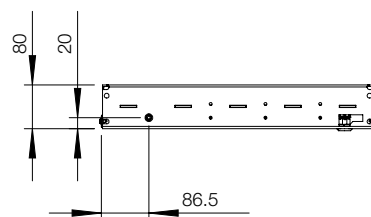
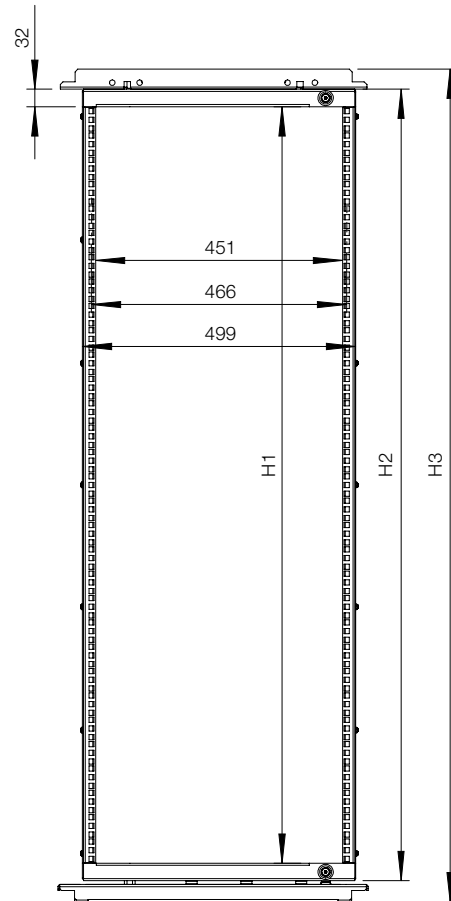
19" vertical profiles 2 mm zinc plated steel. Frame: vertical profiles 2 mm and horizontal profiles 3 mm.
- Pack quantity:

1 swing frame with hinges.
- Mounting requirements:

ESFC for 600 mm, 800 mm, 1000 mm, 1200 mm wide steel, combinable enclosures. Add ESFB for mounting in a steel, combinable enclosure.

For enclosure					
H	U	H1	H2	H3	Item no.
1400	27	1203	1267	1337	ESFC276
1600	31	1381	1445	1515	ESFC316
1800	36	1603	1667	1737	ESFC366
2000	40	1781	1845	1915	ESFC406
2200	45	2003	2067	2137	ESFC456





- Swing frame
- Support bars 600 wide
- Support bars 800/1000 wide
- Support bars 1200 wide
- Depth dividing bar

Floor Standing Enclosures

Steel Range

Accessories | 19" mounting

Swing Frame middle mounted, ESFM

- Description:

Full height swing frame for 19" components allowing left and right hand opening with grip over the full height. Can be used in steel, combinable and compact enclosures. Hinges designed to give extra build-in depth. Adjustable top hinge for square mounting of the swing frame. Rigid W-shaped frame profile for heavy equipment. Zinc plated 19" vertical profiles for direct earthing of the mounted components. Full access to the enclosure aperture can be acquired by the standard fitted 180° hinges. For mounting use transversal support bars ESFB. Depth support and easy cable routing is achieved with depth mounting plate SFMP. Adjustable in depth by steps of 12.5 mm.
- Maximum load:

1800 N, supplied with a self-positioning device.
- Lock:

Double-bit 3 mm espagnolette (other lock options possible).
- Material:

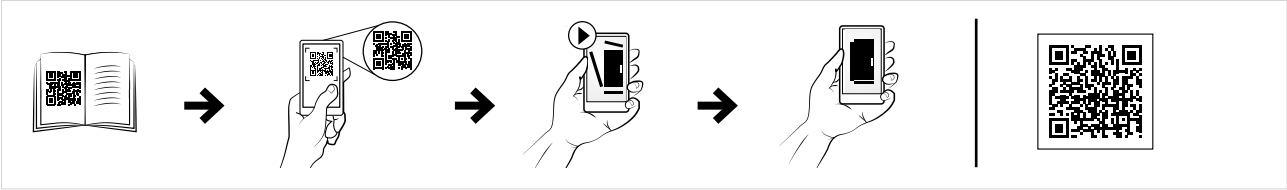
19" vertical profiles 2 mm zinc plated steel. Frame: vertical profiles 2 mm and horizontal profiles 3 mm.
- Finish:

RAL 7035 structured powder coating.
- Pack quantity:

1 swing frame with 180° hinges.
- Mounting requirements:

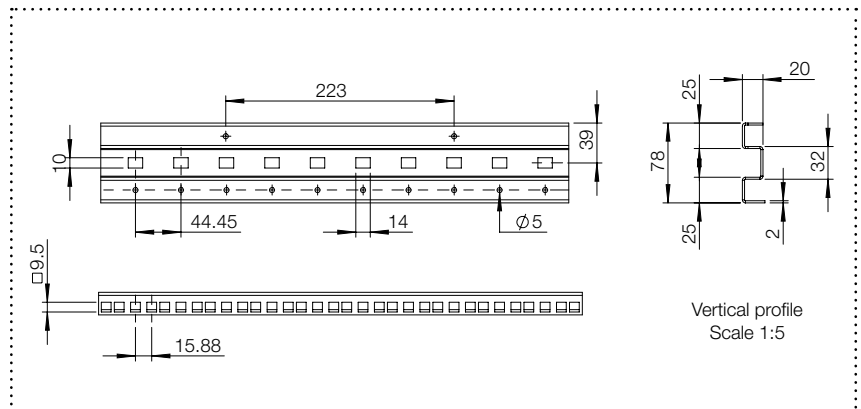
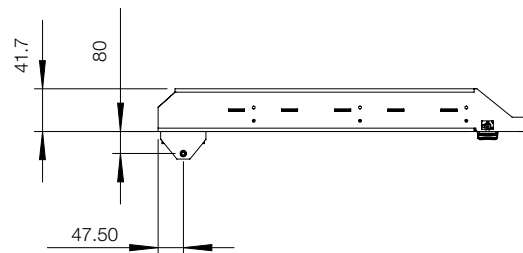
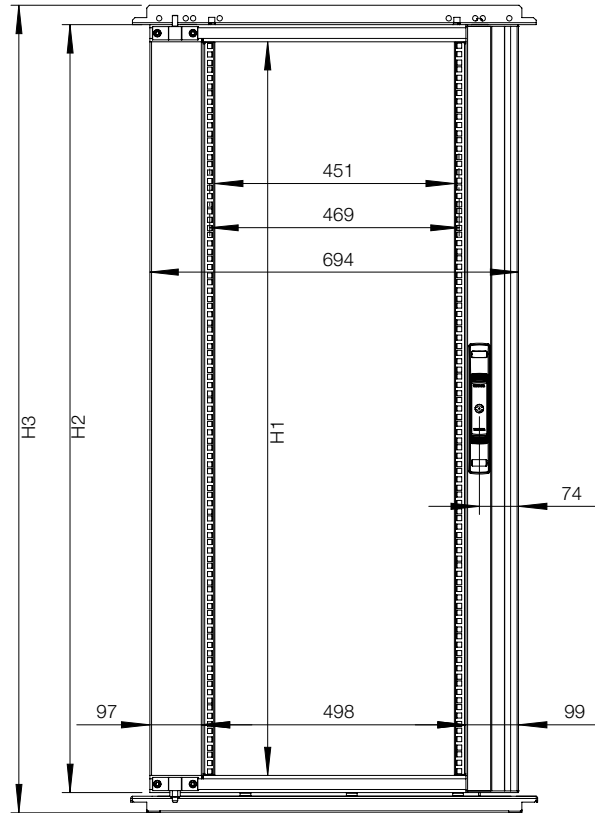
ESFM for 800 mm and 1000 mm wide steel, combinable enclosures. Add ESFB for mounting in a steel, combinable enclosure.

For enclosure					
H	U	H1	H2	H3	Item no.
1400	27	1203	1267	1337	ESFM278
1600	31	1381	1445	1515	ESFM318
1800	36	1603	1667	1737	ESFM368
2000	40	1781	1845	1915	ESFM408
2200	45	2003	2067	2137	ESFM458





■ Support bars 800/1000 wide



Floor Standing Enclosures

Steel Range

Accessories | 19" mounting

Swing Frame side mounted, ESFS

- Description:

Full height swing frame for 19" components allowing left and right hand opening with grip over the full height. Can be used in steel, combinable and compact enclosures. Hinges designed to give extra build-in depth. Adjustable top hinge for square mounting of the swing frame. Rigid W-shaped frame profile for heavy equipment. Zinc plated 19" vertical profiles for direct earthing of the mounted components. Standard equipped with 130° hinges. Full access to the enclosure's aperture can be acquired by use of 180° hinges ESFH180. For mounting use transversal support bars ESFB. Depth support and easy cable routing is achieved with depth mounting plate SFMP. Adjustable in depth by steps of 12.5 mm.
- Maximum load:

1800 N, supplied with a self-positioning device.
- Lock:

Double-bit 3 mm espagnolette (other lock options possible).
- Material:

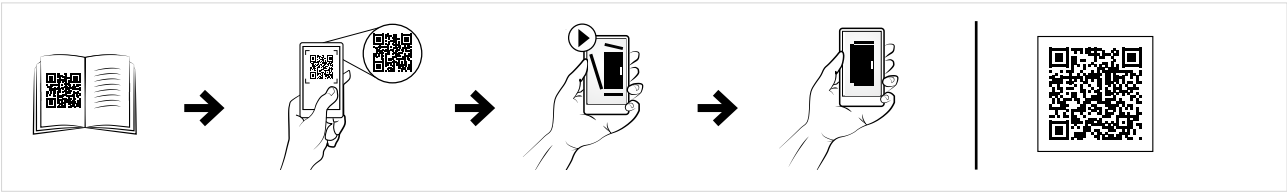
19" vertical profiles 2 mm zinc plated steel. Frame: vertical profiles 2 mm and horizontal profiles 3 mm.
- Finish:

RAL 7035 structured powder coating.
- Pack quantity:

1 swing frame with hinges.
- Mounting requirements:

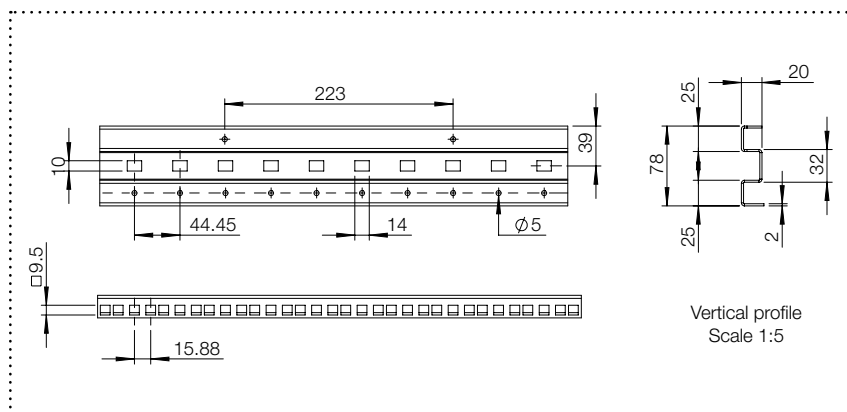
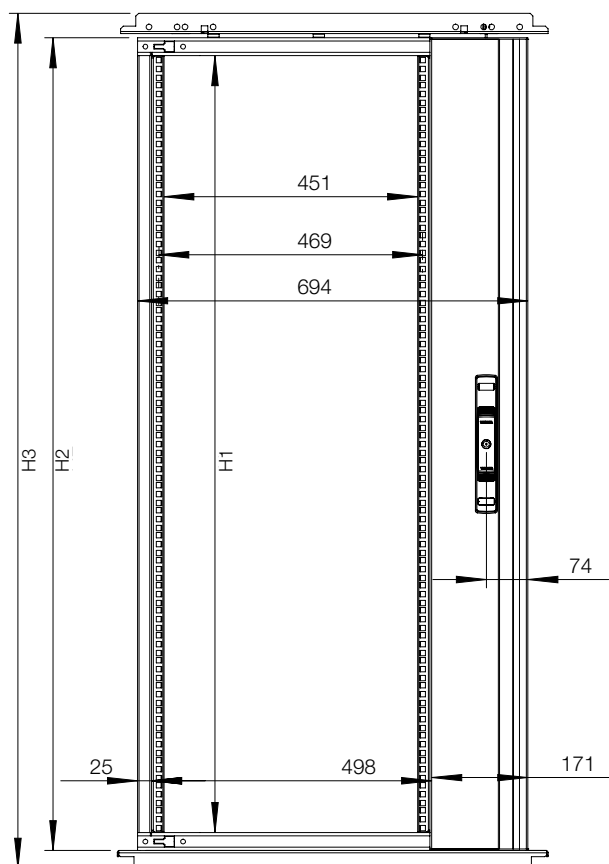
ESFS for 800 mm, 1000 mm wide steel, combinable enclosures. Add ESFB for mounting in a steel, combinable enclosure.

For enclosure					
H	U	H1	H2	H3	Item no.
1400	27	1203	1267	1337	ESFS278
1600	31	1381	1445	1515	ESFS318
1800	36	1603	1667	1737	ESFS368
2000	40	1781	1845	1915	ESFS408
2200	45	2003	2067	2137	ESFS458





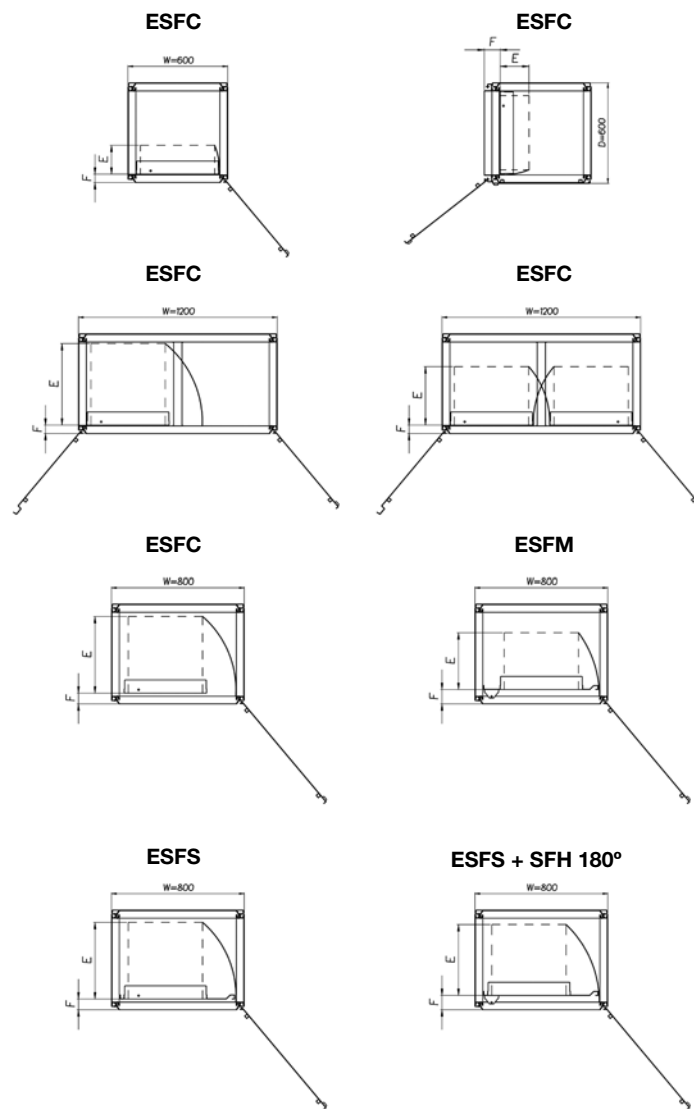
■ Support bars 800/1000 wide



Floor Standing Enclosures

Steel Range

Accessories | 19" mounting



Maximum build-in depth - E

Depth	ESFC	ESFC in 800W	1xESFC in 1200W	2xESFC in 1200W	ESFS	ESFS+SFH 180	ESFM
400	175	280	295	295	280	260	260
500	175	380	395	355	380	360	345
600	175	465	495	355	465	430	345
800	175	465	395	355	465	430	345
F	51	51	51	51	65	86	86

ESFC can also be mounted inside of a 600 deep enclosure in combination with a side door (DS).

Maximum build-in depth - E E=175, F=96.

Maximum opening angle

Item No	Opening angle degrees icw.	Opening angle degrees icw.
ESFC	125	125
ESFC interior	120	120
ESFM + ESFH	120	155
ESFS interior	120	130
ESFS + SFH	180	155

Maximum support per hinge type

Item No	Opening angle degrees icw.	Max. loading (kg)
ESFC	125	150
ESFC	120	150
ESFM + ESFH	180	120
ESFS + ESFH	180	120
ESFS + SFH	180	120

Partial height, Top mounting


Partial height, Middle mounting

Partial height, Bottom mounting


ESFC
Width: 600 mm




ESFC
Width: 800-1000 mm



ESFC
Width: 1200 mm



ESFM / ESFS
Width: 800-1000 mm



■ Swing frame

■ Support bars 600 wide

■ Support bars 800/1000 wide

■ Support bars 1200 wide

■ Mounting profile

Floor Standing Enclosures

Steel Range

Accessories | 19" mounting

Swing Frame transversal support bars, ESFB

Description: For full height mounting of swing frames in steel, combinable and compact enclosures. When partial height mounting is required use the ESFB in combination with CLPK or CLPF. The swing frames can be mounted both left and right hand opening. One man installation with integrated safety catch which holds the swing frame in the mounting position (130° hinge). Pre-punched holes for mounting a door switch (DSW01) is provided in the top swing frame support with W>600mm and with ESFS or ESFM swing frames.

Material: 3 mm zinc plated steel.

Mounting requirements: Support bars (ESFB) 600 mm wide can also be mounted directly into a 1200 mm wide enclosure by means of a VBD. Support bars (ESFB) 800 mm wide can also be mounted directly in 1600 mm wide enclosures.

Pack quantity: One complete kit for a swing frame.

For enclosure	
W	Item no.
600	ESFB06
800	ESFB08
1000	ESFB10
1200	ESFB12

To mount 2 x ESFC swing frames, an additional mounting kit ESFB12XKIT is required.



Swing Frame hinges 180°, ESFH

Description: Allows the swing frame to be opened up to 180°. Adjustable top hinge for square mounting of the swing frame. Smart hinge point position giving maximum build-in depth.

Material: Zinc plated steel.

Pack quantity: 1 set.

Mounting requirements: To be used in combination with ESFS mounted in 800 mm, 1000 mm and 1200 mm wide enclosures.

Item no.
ESFH180



Swing frame door stop, ESFD

Description: To enable locking of the swing frame in the open position. Mounted directly onto the swing frame and support bars. The door stop can be easily disconnected to provide full opening of the swing frame.

Material: Zinc plated steel.

Pack quantity: 1 piece with mounting accessories.

Opening degree	Item no.
130°	ESFD130
180°	ESFD180



Transport bracket for swing frame, ESFT

Description: To block swing frame in a closed position during transportation.

Pack quantity: 1 piece with mounting accessories.

Description	Item no.
Swing frame stopper	ESFT01



Swing Frame mounting plates, SFMP

Description: Full height mounting plate for easy cable routing and to support heavy equipment. Fits with ESFC, ESFS, ESFM Swing frames. Suitable for enclosures > 600 mm. Can be fitted with chassis support (SFSU) or DIN rails (PP).

Material: 2 mm zinc plated steel.

Pack quantity: 2 mounting plates with mounting accessories.

For enclosure	
H	Item no.
1400	SFMP14
1600	SFMP16
1800	SFMP18
2000	SFMP20
2200	SFMP22



Swing Frame chassis support, SFSU

Description: To add in-depth support and relieve pressure on heavy chassis applications.

Material: 2 mm zinc plated steel.

Pack quantity: 1 pair with mounting accessories.

Mounting requirements: For full height swing frames the SFMP can be added for more in-depth support and easy cable routing. Mounted directly to the back of the swing frame or to the Swing Frame mounting plate SFMP.

Item no.
SFSU02



Floor Standing Enclosures

Steel Range

Accessories | 19" mounting

Partial height swing frames, SFCP

- Description:

Partial height swing frame for 19"-components allowing left or right hand opening. Can be used in wall mounted, steel enclosures, and floor standing, combinable and compact, steel enclosures. Rigid S-shaped frame profile equipped with 19" hole pattern in front and back. Zinc plated frame for direct earthing of the mounted components. Standard opening angle 125°-155°. Mounting in wall mounted, steel enclosures requires the SFBP transversal support in combination with the AVB. Mounting in floor standing steel combinable enclosures requires the SFBP transversal support.
- Lock:

1 double-bit 3 mm lock.
- Material:

2 mm zinc plated steel.
- Pack quantity:

1 swing frame with hinges.
- Mounting requirements:

Mounting in wall mounted, steel enclosures requires the SFBP transversal support in combination with the AVB. Mounting in floor standing steel combinable enclosures requires the SFBP transversal support. Adjustable in depth in combination with CLPK profiles.

For enclosure			
H	U	Max. loading	Item no.
600	3	150 N	SFCP036
600	6	300 N	SFCP066
600	10	500 N	SFCP106
800	12	500 N	SFCP126
800	15	500 N	SFCP156
1000	19	500 N	SFCP196
1200	24	500 N	SFCP246



Partial SF transversal brackets, SFBP

- Description:

Enables partial height swing frames to be mounted in floor standing, combinable and compact, steel enclosures enclosures with full access to the enclosure's aperture. The swing frame can be mounted to allow both left and right hand opening.
- Material:

3 mm zinc plated steel.
- Pack quantity:

1 complete kit for one swing frame.
- Mounting requirements:

The SFBP can be used in double door enclosures by means of the VB/CDV divider profile. For depth adjustment use CLPK profiles

Item no.
SFBP03



Partial SF transversal support bars, SFBP

Description:	Enables partial height swing frames to be mounted in wall mounted, steel enclosures, and floor standing, combinable, steel enclosures. The swing frames can be mounted to allow both left and right hand opening.
Material:	3 mm zinc plated steel.
Pack quantity:	1 complete kit including mounting brackets for one swing frame.
Mounting requirements:	For wall mounted, steel enclosures, use in combination with the AVB profiles. For floor standing enclosures, it can be mounted directly to the enclosure frame or adjustable in depth, in steps of 25 mm, by means of the CLPK.

For enclosure		
W		Item no.
600		SFBP600
800		SFBP800



19" Mounting profiles, CIP

Description:	Full height mounting profiles to achieve 482.6 mm (19") mounting requirements on all sides. Fully adjustable in depth.
Material:	2 mm zinc plated steel.
Pack quantity:	1 pair.
Mounting requirements:	To be used in conjunction with CIB or CID profiles. For partial height mounting the CIWR is required.

For enclosure		
H	U	Item no.
1000	20	CIP20
1100	22	CIP22
1200	24	CIP24
1400	29	CIP29
1600	33	CIP33
1800	38	CIP38
2000	42	CIP42
2200	47	CIP47



Floor Standing Enclosures

Steel Range

Accessories | 19" mounting

19" Mounting profiles, CIPD

Description:	Side universal 19" punching. For additional internal support.
Material:	2 mm zinc plated steel.
Pack quantity:	1 pair.
Mounting requirements:	To be used in conjunction with CIB or CID profiles. For partial height mounting the CIWR is required.

For enclosure		
H	U	Item no.
1600	33	CIPD33
1800	38	CIPD38
2000	42	CIPD42
2200	47	CIPD47



Profiles for 19" profiles fixing, CIB

Description:	For fitting 19" vertical profiles CIP/CIPD in 600 mm and 800 mm wide enclosures. Fully adjustable in depth.
Material:	3 mm zinc plated steel.
Pack quantity:	2 profiles with mounting accessories.

For enclosure		
W		Item no.
600		CIB600
800		CIB800



Profiles for 19" profiles asymmetric fixing, CID

Description:	For fitting asymmetric 19" mounting profiles CIP/CIPD in 800 mm or wider enclosures. Fully adjustable in depth. Especially suited when heavier (active) components will be fitted.
Material:	3 mm zinc plated steel.
Pack quantity:	4 profiles with mounting accessories.

For enclosure			
W	D		Item no.
800/1000	600		CID600
800/1000	800		CID800



19" partial height mounting profiles, CIPP

Description:	Partial height 19" vertical profiles to achieve 482.6 mm (19") mounting requirements on all sides. Adjustable in depth in steps of 25 mm using the CLPK click-in profiles.
Material:	2 mm zinc plated steel.
Pack quantity:	2 pieces with mounting accessories.
Mounting requirements:	To be used with brackets CIC in 800 mm wide enclosures.

U	Item no.
6	CIPP06
9	CIPP09
10	CIPP10
11	CIPP11
13	CIPP13
15	CIPP15
18	CIPP18



Brackets for 19" partial height mounting profiles, CIC

Description:	For fixing 19" vertical profiles CIPP in 800 mm wide enclosures. Adjustable in depth in steps of 25 mm by using the CLPK click-in profiles.
Material:	3 mm zinc plated steel.
Pack quantity:	4 brackets with mounting accessories.

Item no.
CIC04



19" Width reducers, CIWR

Description:	Used to obtain 19" mounting facilities in 800 mm wide enclosures. Allows the mounting of CIP/CIPP profiles on partial or full height at any depth.
Material:	2 mm zinc plated steel.
Maximum load:	Maximum supported weight is 5000N on 2 pair of CIWR and 8000N on 3 pair of CIWR.
Pack quantity:	1 pair with mounting accessories.

For enclosure		Mounting plate dimensions	Item no.
W	D	w	
800	600	19"	CIWR8196
800	800	19"	CIWR8198



Floor Standing Enclosures

Steel Range

Accessories | 19" mounting

Front frame cover, FFC

Description:	To cover the framework around the door aperture on 600 mm wide data-telecom enclosures, when a door is not fitted.
Material:	1.75 mm steel plate.
Finish:	RAL 7035 structured powder coating.
Pack quantity:	1 set with mounting accessories.

Enclosure dimensions			
H	W	Height U	Item no.
2000	600	42	FFC2006R5



Front Phillips screws, CHS

Description:	For the mounting of front closing panels (PAC/PAL) or shelves on to the 19" profiles. To be used in combination with plastic washer PW6.
Length:	16 mm.
Pack quantity:	50 pieces.


Thread	Item no.
M6	CHS616



Plastic washers, PW

Description:	Plastic washer for the M6 front Phillips screws (CHS). To prevent damaging the front of the patch panels.
Pack quantity:	50 pieces.

Item no.
PW6



Cage nuts, CN

Description: For 2 mm steel thickness.

Pack quantity: 50 pieces.

Thread	Item no.
M6	CN6



Friction slide, L

Description: To support heavy components which are only fitted to the front. Mounted between two 19" profiles. Version fixed with 2 screws per profile, and version with click-in fixation.

Material: Click-in version 1.5 mm and mounted version 3 mm zinc plated steel.

Pack quantity: 1 pair with fixing material.

Length	Type	Max. loading	Item no.
279	screwed	980 N	L279
406	screwed	980 N	L406
406	click-in	490 N	L406C
470	screwed	980 N	L470
470	click-in	490 N	L470C
597	screwed	980 N	L597
700	screwed	980 N	L700



Front fixation 19" shelf, MTR

Description: For front mounting. The tray can be adjusted towards front or rear. Ventilation openings.

Additional information: Can be used with swing frames.

Material: 1.5 mm steel.

Finish: RAL 7035.

Pack quantity: 1 complete kit with mounting material.

W	D	U	Max. loading	Item no.
19"	250	2	150N	MTR1279
19"	400	2	150N	MTR1406
19"	500	2	150N	MTR1470



Floor Standing Enclosures

Steel Range

Accessories | 19" mounting

19" shelf, VSF

Description:	Maximum loading capacity when mounted directly onto the 19" profiles, front and rear. Ventilation openings.
Material:	1.5 mm steel.
Finish:	RAL 7035.
Pack quantity:	1 shelf with mounting material.

For enclosure			
W	D	Max. loading	Item no.
19"	404	1200 N	VSF1406
19"	468	1200 N	VSF1470
19"	595	1200 N	VSF1597



19" telescopic shelf, VTS

Description:	Mounted directly onto the 19" profiles, front and rear, 1U high. Ventilation openings.
Material:	1 mm steel.
Finish:	RAL 7035.
Pack quantity:	1 shelf and 2 quick mounting 3-member slides, front handle and mounting material.

For enclosure			
W	D	Max. loading	Item no.
19"	500	500 N	VTS1470
19"	600	500 N	VTS1597



1U Keyboard tray, DKB

Description:	For the installation of narrow 19" wide keyboard for PC, server or control system. Mounted directly to existing 19-Inch profiles in front and rear.			
Material:	1.25 mm steel.			
Finish:	RAL 7035.			
Pack quantity:	1 keyboard tray with telescopic rails and fixing accessories.			

H	W	D	U	Item no.
32	406	182	1	DKB02



Power distribution box, PWB

Description:	For circuit breakers, switches or sockets installed in racks. Opening for up to 22 modules (18 mm). DIN rail adjustable in depth by 15 mm. Box is equipped with two earthing rails 10 x 8 mm. Length is 120 mm with 15x M5 connections each. Cable entrance in the rear 400 x 35 mm fitted with cable brush.
Material:	1.5 mm steel plate.
Finish:	RAL 7035.
Pack quantity:	1 piece.

Height U	D	Item no.
3	135-150	PWB03



Painted steel front panels, PAC

Description:	Plain 19" front panel.
Material:	3 mm steel.
Finish:	RAL 7035.
Pack quantity:	1 piece.

Height U	W	h	Item no.
1	19"	44.45	PAC01
2	19"	88.90	PAC02
3	19"	133.35	PAC03
4	19"	177.80	PAC04
6	19"	266.70	PAC06



Ventilated front panels, PACV

Description:	Ventilated 19" front panel.
Material:	3 mm steel.
Finish:	RAL 7035.
Pack quantity:	1 piece.

Height U	W	h	Item no.
1	19"	44.45	PACV01



Floor Standing Enclosures

Steel Range

Accessories | 19" mounting

Patch panels, PAP

Description: For cable entry, with edge protection or for connectors RJ45. A 20 mm band on one side is left unpainted on the rear side for optimal earthing with the 19" profile.

Material: 1.5 mm galvanized steel.

Finish: RAL 7035.

Pack quantity: 1 piece.

N° of cut outs	Height U	Usage	Item no.
1	1	Cable entry	PAP01CE

Other cut-outs and special patch panels are available on request.



19" Power Distribution Unit, HPDS

Description: With or without ON/OFF switch. Including 2 m cable with right angle plug. 19" assembly brackets can be turned by 90°. Outlets 35° turned.

Material: Aluminium extrusion, anodized. Outlets polyamide 6.6, RAL 7035. Nickel plated earth contacts.

Cable with angle plug: 2 m x 1.5 mm², Schuko.

Rated power: 16 A / 3600 W.

Earthing: Double earthing.

Delivery: 1 complete PDU with power cable and 19" assembly brackets and fixing kit.

Outlets	Illuminated ON/OFF switch	Over voltage protection	Filters	Item no.
Schuko 9 x 250 V / 16 A	No	No	No	HPDS119009
Schuko 8 x 250 V / 16 A	Yes	No	No	HPDS119108

HPDS 119009 (height units); 119009 (with 19"); 119009 (0=no switch, 1=switch 2=over-voltage protection); 119009 (no. of outlet). Note: UK supplies UK sockets.



Ventilation modules with thermostat, UVT

Description:

Ventilation shelf with controller that regulates the temperature and air flow inside the racks. The unit consists of a fan controller and 2 or 4 fans inside a one unit shelf. The electronic sensor can be attached where the temperature is most critical (hot spot), close to your most expensive equipment, to ensure the correct temperature and air flow. The current temperature is displayed on the front of the unit, where it is possible to see preset values and intervals. The presence of an automatic control allows the system to switch on the ventilation only when the temperature goes beyond the operator preset value. Thereby the equipment gets less dusty and the energy consumption is reduced as well as the sound level. In other words the ventilation system saves energy, but also prolongs the life of the ventilators, which are operating only when needed. Fully wired and ready to connect.



Voltage: 200-235 V.

Alternating current frequency: 50~60 Hz.

Power of the fan: 22 Watt.

Consumption current: 0.28A / 0.56A.

Air circulation: 4.4 / 8.8 m³/min.

Measurement limits: -50 °C ... +125 °C.

Measurement accuracy: +/-0.5°C.

Working temperature: 0...+50°C.

Relative air humidity (air temp. +35C): 80%.

Noise level: 35 decibel.

Lifetime: 30.000 hours.

Approvals: UL, CSA, VDE, TUV.

Switch: No.

Thermostat: Yes.

Pack quantity: 1 unit including power cable (1.5 m) with Shuko plug and sensor cable (1.2 m). Version with 4 fans is supplied with a depth fixing bracket.

Description	U	Internal depth	Item no.
2 fans	1	255	UVT2552
4 fans	1	455 - 670 max	UVT4554

24V DC and 115V available on request.

Floor Standing Enclosures

Steel Range

Accessories | 19" mounting

Cable tray, DCT

Description:	Cable tray with punching for cable management in the side of the enclosure. Length 1.9 m.
Material:	1.5 mm zinc plated steel.
Mounting requirements:	DCT cable trays are to be mounted on CLPK or CLPF profiles.
Pack quantity:	1 piece.

H	W	Item no.
1880	200	DCT200



Cable tray, CTN

Description:	Mesh cable tray providing fast and flexible routing of cables in the enclosure. Cables can enter into the tray from all sides. The tray can be cut to required length. Easy and quick fixing with the CTC clamps.
Material:	Steel wire, zinc plated.
Additional information:	CTN cable trays are to be mounted on CLPK or CLPF profiles.
Pack quantity:	1 piece.

H	W	For enclosure	
		D	Item no.
3000	100	54	CTN30105
3000	200	54	CTN30205



Cable tray clamps, CTC

Description:	Kit of fixing clamps for the mesh cable tray CTN. Provides a quick and heavy duty fixing for the cable tray and ensures 100% safety for the cables.
Material:	Zinc plated steel.
Pack quantity:	1 kit with 50 clamps and screws.

Item no.
CTC50



Floor Standing Enclosures

Steel Range

Accessories | Shelves

01

Floor Standing Enclosures

1

Ventilated shelves, SHC

- Description:** Mounted directly onto the enclosure's frame.
- Material:** 2 mm zinc plated steel.
- Maximum load:** 500 N.
- Pack quantity:** 1 shelf with mounting accessories.

For enclosure		Mounting plate dimensions		Item no.
W	D	w	d	
600	600	509	555	SHC0606
600	800	509	755	SHC0608
800	600	709	555	SHC0806
800	800	709	755	SHC0808
800	900	709	855	SHC0809



Telescopic shelf HD, SHTH

- Description:** For easy access to installed equipment. Mounted directly to the enclosure's frame with integrated handle. Reversed mounting possible.
- Material:** 2 mm zinc plated steel.
- Maximum load:** 1000 N.
- Pack quantity:** 1 ventilated shelf and 1 pair of telescopic slides with mounting accessories.

For enclosure		Item no.
W	D	
600	600	SHTH0606
600	800	SHTH0608
800	600	SHTH0806
800	800	SHTH0808



Telescopic ventilated shelf, SHT

- Description:** For easy access to installed equipment. Mounted directly to the enclosure's frame. Partial depth mounting is an option. Possibility to take the shelf out of the slides even after mounting into the enclosure. Reversed and side mounting possible.
- Material:** 2 mm zinc plated steel.
- Maximum load:** 500 N.
- Pack quantity:** 1 ventilated shelf and 1 pair of telescopic slides with mounting accessories.
- Mounting requirements:** Add SHTP profiles for full/partial depth installation to the enclosure's frame.

For enclosure		Shelf dimensions		Item no.
W	D	w	d	
600	600	460	550	SHT0606
600	800	460	750	SHT0608
800	600	660	550	SHT0806
800	800	660	750	SHT0808



Floor Standing Enclosures

Steel Range

Accessories | Shelves

Mounting profiles for SHT, SHTP

- Description:

Profiles for partial and full depth mounting of the telescopic shelf SHT. Makes possible to mount a 600 mm deep SHT in a 800 mm deep enclosure. Fixed directly to the enclosure's frame. Fully adjustable in height in steps of 12.5 mm.
- Material:

1.5 mm zinc plated steel.
- Pack quantity:

2 profiles with mounting accessories.

For enclosure	
D	Item no.
600	SHTP600
800	SHTP800



Seismic bracket kit, SBK

- Material:

Side bars: 4 mm galvanized steel. Brackets: 3 mm galvanized steel.
- Pack quantity:

1 seismic bracket with mounting material.
- Mounting requirements:

Depth mounted CLPK Click in profile and width mounted CB carrier bar at the top and bottom to comply with the seismic tests.

For enclosure			
H	W	D	Item no.
2000	600	400	SBK20064
2000	600	600	SBK20066
2000	800	600	SBK20086
2000	800	800	SBK20088

**Other dimensions are available upon request.*



01

Floor Standing Enclosures

1

Floor Standing Enclosures

Steel Range

Accessories | Fixation

Plinth

Mild steel, combinable enclosures

MCS / MCD

		Required accessories	Page
STAND ALONE ENCLOSURE	Plinth	Front/rear plinths, PF Plinth side panels, PS	166 168
	Ventilated plinth	Ventilated front/rear plinths, PV Plinth side panels, PS	167 168
BAYED ENCLOSURES	Plinth without communication between the plinths, with reinforcement in depth	Front/rear plinths, PF One per enclosure Plinth side panels, PS One per enclosure	166 168
	Plinth with communication between the plinths, without reinforcement in depth	Front/rear plinths, PF One per enclosure Plinth side panels, PS One per group of enclosures	166 168
	Plinth with communication between the plinths, with reinforcement in depth	Front/rear plinths, PF One per enclosure Plinth combining profiles, PCP One per enclosure joining Plinth side panels, PS One per group of enclosures	166 168 168
	Ventilated plinth without communication between the plinths, with reinforcement in depth	Ventilated front/rear plinths, PV One per enclosure Plinth side panels, PS One per enclosure	167 168
	Ventilated plinth with communication between the plinths, without reinforcement in depth	Ventilated front/rear plinths, PV One per enclosure Plinth side panels, PS One per group of enclosures	167 168
	Ventilated plinth with communication between the plinths, with reinforcement in depth	Ventilated front/rear plinths, PV One per enclosure Plinth combining profiles, PCP One per enclosure joining Plinth side panels, PS One per group of enclosures	167 168 168

Mild steel, compact enclosures

Stainless steel, combinable enclosures

Stainless steel, compact enclosures

MKS / MKD**MCSS / MCDS****EKSS / EKDS**

Required accessories	Page	Required accessories	Page	Required accessories	Page
Front/rear plinths, PF Plinth side panels, PS	166 168	Stainless steel front/rear plinths, PFS Stainless steel plinth side panels, PSS	169 170	Stainless steel front/rear plinths, PFS Stainless steel plinth side panels, PSS	169 170
Ventilated front/rear plinths, PV Plinth side panels, PS	167 168	<i>Not available</i>	N/A	<i>Not available</i>	N/A
<i>Not available</i>	N/A	Front/rear plinths, PFS One per enclosure Side plinths, PSS One per enclosure	169 170	<i>Not available</i>	N/A
<i>Not available</i>	N/A	Front/rear plinths, PFS One per enclosure Side plinths, PSS One per group of enclosures	169 170	<i>Not available</i>	N/A
<i>Not available</i>	N/A	<i>Not available</i>	N/A	<i>Not available</i>	N/A
<i>Not available</i>	N/A	<i>Not available</i>	N/A	<i>Not available</i>	N/A
<i>Not available</i>	N/A	<i>Not available</i>	N/A	<i>Not available</i>	N/A
<i>Not available</i>	N/A	<i>Not available</i>	N/A	<i>Not available</i>	N/A
<i>Not available</i>	N/A	<i>Not available</i>	N/A	<i>Not available</i>	N/A

Floor Standing Enclosures

Steel Range

Accessories | Fixation

Leveling feet and wheels

Mild steel, combinable enclosures

MCS / MCD

		Required accessories	Page
LEVELING FEET	Directly fixed in the enclosure	Leveling feet, LF One per enclosure	170
	Fixation in the plinth, for stand alone enclosures	Front/rear plinths, PF or PV Plinth side panels, PS Leveling feet, LF	166 168 170
	Fixation in the plinth, for bayed enclosures without communication between the plinths	Front/rear plinths, PF or PV One per enclosure Plinth side panels, PS One per enclosure Leveling feet, LF One per enclosure	166 168 170
	Fixation in the plinth, for bayed enclosures with communication between the plinths	Front/rear plinths, PF or PV One per enclosure Plinth combining profiles, PCP One per enclosure joining Plinth side panels, PS One per group of enclosures Leveling feet, LF One per enclosure	166 168 168 170
WHEELS	Directly fixed in the enclosure	Casters, LCR One per enclosure	171
	Fixation in the plinth, for stand alone enclosures	Front/rear plinths, PF or PV Plinth side panels, PS Casters, LCR	166 168 171
	Fixation in the plinth, for bayed enclosures without communication between the plinths	Front/rear plinths, PF or PV One per enclosure Plinth side panels, PS , One per enclosure Casters, LCR One per enclosure	166 168 171
	Fixation in the plinth, for bayed enclosures with communication between the plinths	Front/rear plinths, PF or PV One per enclosure Plinth combining profiles, PCP One per enclosure joining Plinth side panels, PS One per group of enclosures Casters, LCR One per enclosure	166 168 168 171

Mild steel, compact enclosures

Stainless steel, combinable enclosures

Stainless steel, compact enclosures

MKS / MKD**MCSS / MCDS****EKSS / EKDS**

Required accessories	Page	Required accessories	Page	Required accessories	Page
Leveling feet, LF One per enclosure	170	Leveling feet, LF One per enclosure	170	Leveling feet, LF One per enclosure	170
Front/rear plinths, PF or PV Plinth side panels, PS Leveling feet, LF	166 168 170	Front/rear plinths, PFS Side plinths, PSS Leveling feet, LF	169 170 170	Front/rear plinths, PFS Side plinths, PSS Leveling feet, LF	169 170 170
Not available	N/A	Front/rear plinths, PFS One per enclosure Side plinths, PSS One per enclosure Leveling feet, LF One per enclosure	169 170 170	Not available	N/A
Not available	N/A	Not available	N/A	Not available	N/A
Casters, LCR One per enclosure	171	Casters, LCR One per enclosure	171	Casters, LCR One per enclosure	171
Front/rear plinths, PF or PV Plinth side panels, PS Casters, LCR	166 168 171	Front/rear plinths, PFS Side plinths, PSS Casters, LCR	169 170 171	Front/rear plinths, PFS Side plinths, PSS Casters, LCR	169 170 171
Not available	N/A	Front/rear plinths, PFS One per enclosure Side plinths, PSS One per enclosure Casters, LCR One per enclosure	169 170 171	Not available	N/A
Not available	N/A	Not available	N/A	Not available	N/A

Floor Standing Enclosures

Steel Range

Accessories | Fixation

Wall brackets

Mild steel, combinable enclosures

MCS / MCD

Required accessories			Page
WALL BRACKETS	Stand alone enclosure	Wall fixing brackets, CCB	171
	Bayed enclosures	Wall fixing brackets, CCB One per enclosure	171

Mild steel, compact enclosures

MKS / MKD**Required accessories****Page**

Wall fixing brackets, CCB	171
<i>Not available</i>	N/A

Stainless steel, combinable enclosures

MCSS / MCDS**Required accessories****Page**

Stainless steel wall fixing brackets, CCBS	171
Stainless steel wall fixing brackets, CCBS One per enclosure	171

Stainless steel, compact enclosures

EKSS / EKDS**Required accessories****Page**

Stainless steel wall fixing brackets, CCBS	171
<i>Not available</i>	N/A

Floor Standing Enclosures

Steel Range

Accessories | Fixation

Front/rear Plinths, PF

- Description:

Front and rear plinth sections. For cabling without any restrictions and in accordance with the VDE 0113 standard. The plinth consists of four corner pieces with removable front covers. The side panels PS are to be ordered separately. Produced in 100 mm and 200 mm heights. 200 mm high plinths are delivered with a rear cover for cabling that consists of two removable panels 100 mm high. The front cover is a one piece panel of 200 mm high. All panels have double returns on each side for added strength.
- Material:

Corner pieces in 2 mm and panels in 1.5 mm mild steel.
- Finish:

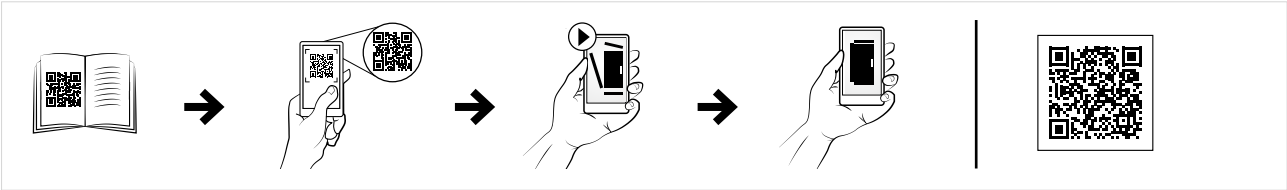
RAL 7022 structured powder coating.
- Pack quantity:

1 set of 4 corner pieces including covers. Front and rear panel (2 rear panels for 200 mm high plinths) with mounting accessories. Mounting accessories for side panels PS or transversal profiles PCP.
- Mounting requirements:

Add the side panels PS for a complete plinth. When combining enclosures it is recommended to add transversal panels PCP for cable duct support and extra rigidity.

For enclosure		
H	W	Item no.
100	400	PF1040
100	500	PF1050
100	600	PF1060
100	800	PF1080
100	1000	PF1100
100	1200	PF1120
200	400	PF2040
200	500	PF2050
200	600	PF2060
200	800	PF2080
200	1000	PF2100
200	1200	PF2120

For enclosures 1600 mm wide use 2 x 800 mm wide plinth.



Ventilated front/rear plinths, PV

Description:

Front and rear plinth sections with ventilated panels. Recommended to be used in combination with the ventilated bottom plate CVB. For cabling without any restrictions and in accordance with the VDE 0113 standard. The plinth consists of four corner pieces with removable front covers. All panels have double returns for added strength. Only available in height of 100 mm.

Material:

Corner pieces in 2 mm and panels in 1.5 mm mild steel.

Finish:

RAL 7022 structured powder coating.

Pack quantity:

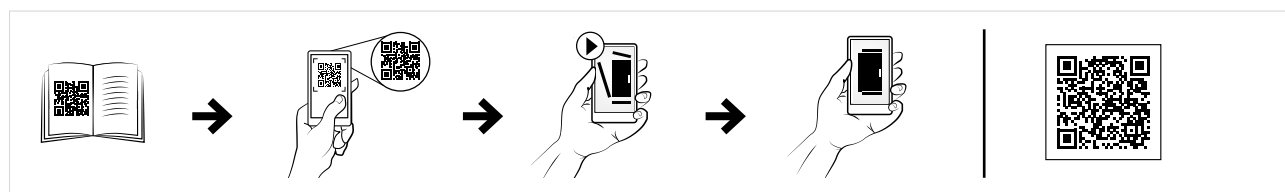
1 set of 4 corner pieces including covers. Front and rear panel with mounting accessories for side panels PS or transversal profiles PCP.

Mounting requirements:

Add the side panels PS for a complete plinth. When combining enclosures it is recommended to add transversal panels PCP for cable duct support and extra rigidity. Use ventilated bottom plates CVB to get better enclosure ventilation.



For enclosure	
W	Item no.
400	PV1040
600	PV1060
800	PV1080
1000	PV1100
1200	PV1120



Floor Standing Enclosures

Steel Range

Accessories | Fixation

Side plinths, PS

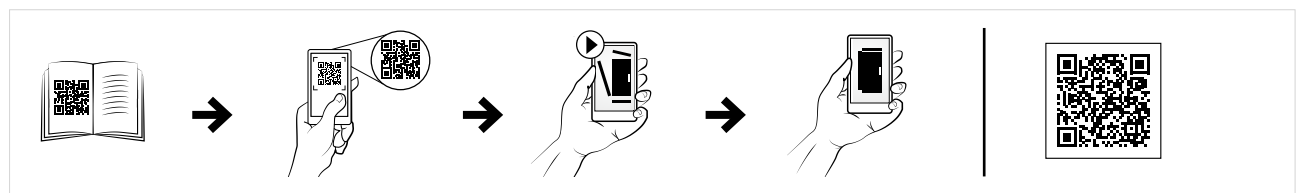
Description: Side panels to cover the openings in the sides of the PF/PV plinths. Double folded panels for maximum strength. Compatible with combinable and semi-compact enclosure ranges.

Material: 1.5 mm steel plate.

Finish: RAL 7022 structured powder coating.

Pack quantity: 2 panels. Mounting accessories included with PF/PV.

For enclosure		
H	D	Item no.
100	300	PS1030
100	400	PS1040
100	500	PS1050
100	600	PS1060
100	800	PS1080
200	400	PS2040
200	300	PS2030
200	500	PS2050
200	600	PS2060
200	800	PS2080



Plinth combining profiles, PCP

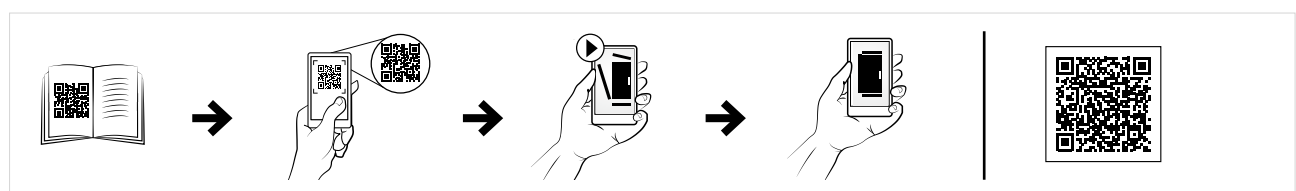

Description: Acts as a stabiliser when cabling is routed between bayed enclosures. With the PCP, plinths can be combined and fixed to the floor before the enclosures are mounted on them. The PCP can be used when cables have to go under the enclosure. For 200 mm high plinths, the PCP can be mounted in three different heights, top, middle or bottom. The hole pattern for cage nuts and M5 x 10 screws, allows accessories to be mounted.

Material: 2 mm steel plate.

Finish: RAL 7022 structured powder coating.

Pack quantity: 2 profiles with mounting accessories.

For enclosure		
D		Item no.
400		PCP04
500		PCP05
600		PCP06
800		PCP08



Front/Rear plinth, stainless steel, PFS

Description:	Front and rear plinth sections. For cabling without any restrictions and in accordance with the VDE 0113 standard. The plinth consists of four corner pieces with removable front covers. The side panels PSS are to be ordered separately. Produced in 100 mm and 200 mm heights. 200 mm high plinths are delivered with a rear cover for cabling that consists of two removable panels 100 mm high. The front cover is a one piece panel of 200 mm high. All panels have double returns on each panel for added strength.
Material:	AISI 304 / AISI 316L pre-grained stainless steel. Corners 2 mm and panels 1.5 mm.
Finish:	400 pre-grained stainless steel.
Pack quantity:	1x front plinth and 1x rear plinth with mounting accessories.
Mounting requirements:	Add the side panels PSS for a complete plinth.

For enclosure		
H	W	Item no.
100	600	PFS1060
100	600	PFS1060-316
100	800	PFS1080
100	800	PFS1080-316
100	1000	PFS1100
100	1000	PFS1100-316
100	1200	PFS1120
100	1200	PFS1120-316
200	600	PFS2060
200	600	PFS2060-316
200	800	PFS2080
200	800	PFS2080-316
200	1000	PFS2100
200	1000	PFS2100-316
200	1200	PFS2120
200	1200	PFS2120-316


For enclosures 1600 mm wide use 2 x 800 mm wide plinth.



Leveling feet, LF

Description:	Adjustable feet for leveling enclosures placed on uneven ground. Mounted directly to the enclosure's frame. Adjustment stroke: 30 mm.
Maximum load:	3000 N per foot.
Pack quantity:	4 pieces with mounting accessories.

Item no.
LF430



Floor Standing Enclosures


Steel Range

Accessories | Fixation

Side plinths, PSS

Description:	Side panels to cover the openings in the sides of the PFS plinth. Double folded panels for maximum strength. Compatible with combinable and compact stainless steel floor standing ranges.
Material:	AISI 304 / AISI 316L pre-grained stainless steel. Panels: 1.5 mm.
Finish:	400 pre-grained stainless steel.
Pack quantity:	2 panels. Mounting accessories included with PFS.

For enclosure		
H	D	Item no.
100	400	PSS1040
100	400	PSS1040-316
100	500	PSS1050
100	500	PSS1050-316
100	600	PSS1060
100	600	PSS1060-316
100	800	PSS1080-316
100	1000	PSS1100-316
200	400	PSS2040
200	400	PSS2040-316
200	500	PSS2050
200	500	PSS2050-316
200	600	PSS2060
200	600	PSS2060-316
200	800	PSS2080-316
200	1000	PSS2100-316



Levelling adjuster, LFA

Description:	For levelling adjustment on uneven floors at the installation site up to a maximum of 15 mm. Installed through the PF/PFS plinth corner piece.
Material:	Zinc plated.
Maximum load:	2500 N per foot.
Pack quantity:	4 pieces with mounting accessories.

Item no.
LFA104
LFA204



Casters, LCR

- Description:** For easy transportation of an (equipped) enclosure. Can be mounted directly to the enclosure's frame or underneath the plinths (PF/PV) with the provided mounting brackets. Raises the enclosure by 70 mm.
- Maximum load:** 2800 N (Moving) or 5600 N (Static) per kit.
- Pack quantity:** 4 pieces with mounting accessories.

Type	Item no.
4 casters without brakes	LCR470
2 casters with and 2 without brakes	LCR471
4 casters with brakes	LCR472



Wall fixing brackets, CCB

- Description:** To fix the enclosure to the wall by using M12 screws on the top of the enclosure. Prevents the enclosure from tipping over e.g. on board ships. Compatible with combinable and compact mild steel floor standing enclosure ranges.
- Material:** 3 mm zinc plated steel.
- Pack quantity:** 2 pieces.

Item no.
CCB02



Wall fixing brackets stainless steel, CCBS

- Description:** To fix the enclosure to the wall by using M12 screws on the top of the enclosure. Prevents the enclosure from tipping over e.g. on board ships. Compatible with combinable and compact stainless steel floor standing enclosure ranges.
- Material:** 3 mm AISI 304 pre grained stainless steel.
- Pack quantity:** 2 pieces.

Item no.
CCBS02



Floor Standing Enclosures

Steel Range

Accessories | Full height doors

Full height doors

Mild steel, combinable enclosures

MCS / MCD

		Required accessories	Page
PLAIN DOOR	Replacement of standard door, 130° opening	Plain door, DN	176
	Additional door in the rear, 130° opening	Plain door, DN Door mounting kit, DNMK	176 179
GLAZED DOOR	Replacement of standard door, 130° opening	Glazed door, DNG	178
	Additional door in the rear, 130° opening	Glazed door, DNG Door mounting kit, DNMK	178 179
SIDE DOOR	Side door	Side door, DNS	180
RAISED SIDE DOOR	Raised side door for cabling	Raised side door, DNSR	227
	Raised side door for cabling with marshalling plate	Raised side door, DNSR Marshalling plate, MM Cover plate, MMG . Required when some cut-outs are not used	227 228 228
INNER DOOR	Inner door adjustable in depth	Inner door, DI	180

Mild steel, compact enclosures

Stainless steel, combinable enclosures

Stainless steel, compact enclosures

MKS / MKD**MCSS / MCDS****EKSS / EKDS**

Required accessories	Page	Required accessories	Page	Required accessories	Page
Plain door, DN	176	Stainless steel plain door, DNSS	177	Stainless steel plain door, DNSS	177
Plain door, DN Door mounting kit, DNMK	176 179	Stainless steel plain door, DNSS Door mounting kit for stainless steel enclosures, DNMKS	177 179	Stainless steel plain door, DNSS Door mounting kit for stainless steel enclosures, DNMKS	177 179
Glazed door, DNG	178	Stainless steel glazed door, DNGS	178	Stainless steel glazed door, DNGS	178
Glazed door, DNG Door mounting kit, DNMK	178 179	Stainless steel glazed door, DNGS Door mounting kit for stainless steel enclosures, DNMKS	178 179	Stainless steel glazed door, DNGS Door mounting kit for stainless steel enclosures, DNMKS	178 179
Not available	N/A	Not available	N/A	Not available	N/A
Not available	N/A	Not available	N/A	Not available	N/A
Not available	N/A	Not available	N/A	Not available	N/A
Inner door, DI	180	Inner door, DI * Mild steel, painted in RAL 7035	180	Inner door, DI * Mild steel, painted in RAL 7035	180

Floor Standing Enclosures

Steel Range

Accessories | Full height doors

Door accessories

Mild steel, combinable enclosures

MCS / MCD

		Required accessories	Page
180° HINGES	For plain and glazed doors	180° door hinges, DHN	179
	For side doors	180° door hinges, DHN	179
	For inner doors	<i>Not available</i>	N/A
DOORSTOP	For plain and glazed doors	Door stop, DSTP	182
	For side doors	Door stop, DSTP	182
	For raised side doors	<i>Not available</i>	N/A
	For inner doors	<i>Not available</i>	N/A
DOOR WHEELS	For plain and glazed doors	Door wheels, DW	182
	For side doors	Door wheels, DW	182
	For inner doors	<i>Not available</i>	N/A
PLASTIC DOOR SUPPORT DEVICE	For plain and glazed doors	Plastic door support device, DPSL	182
	For side doors	Plastic door support device, DPSL	182
	For inner doors	<i>Not available</i>	N/A
PLASTIC DOCUMENT POCKET	For all doors	Adhesive plastic document pocket, DRA	183
STEEL DOCUMENT POCKET	For all external doors	Steel document pocket to be fixed on the door frame, DRB	183
DRAWING DESK	For all external doors	Drawing desk, DDK	183
		*Two DCP profiles are required for doors wider than the desk	184
DOOR FRAME MOUNTING PROFILES	For all external doors	Door frame mounting profiles, DCP	184

Mild steel, compact enclosures

Stainless steel, combinable enclosures

Stainless steel, compact enclosures

MKS / MKD**MCSS / MCDS****EKSS / EKDS**

Required accessories	Page	Required accessories	Page	Required accessories	Page
180° door hinges, DHN	179	180° door hinges, DHN * Made in Zamak	179	180° door hinges, DHN * Made in Zamak	179
180° door hinges, DHN	179	Not available	N/A	Not available	N/A
Not available	N/A	Not available	N/A	Not available	N/A
Door stop, DSTP	182	Door stop, DSTP	182	Door stop, DSTP	182
Not available	N/A	Not available	N/A	Not available	N/A
Not available	N/A	Not available	N/A	Not available	N/A
Not available	N/A	Not available	N/A	Not available	N/A
Door wheels, DW	182	Door wheels, DW	182	Door wheels, DW	182
Not available	N/A	Not available	N/A	Not available	N/A
Not available	N/A	Not available	N/A	Not available	N/A
Plastic door support device, DPSL	182	Plastic door support device, DPSL	182	Plastic door support device, DPSL	182
Not available	N/A	Not available	N/A	Not available	N/A
Not available	N/A	Not available	N/A	Not available	N/A
Adhesive plastic document pocket, DRA	183	Adhesive plastic document pocket, DRA	183	Adhesive plastic document pocket, DRA	183
Steel document pocket to be fixed on the door frame, DRB	183	Steel document pocket to be fixed on the door frame, DRB Stainless steel version available	183	Steel document pocket to be fixed on the door frame, DRB Stainless steel version available	183
Drawing desk, DDK * Two DCP profiles are required for doors wider than the desk	183 184	Drawing desk, DDK * Two DCP profiles are required for doors wider than the desk * Mild steel, painted in RAL 7035	183 184	Drawing desk, DDK * Two DCP profiles are required for doors wider than the desk * Mild steel, painted in RAL 7035	183 184
Door frame mounting profiles, DCP	184	Door frame mounting profiles, DCP	184	Door frame mounting profiles, DCP	184

Floor Standing Enclosures

Steel Range

Accessories | Full height doors

Plain doors, DN

Description:	Standard door equipped with double-bit 3 mm lock system and door frame. Door accessory kit DNMK (hinges, rod catches) to be ordered separately. Allows all the options of the locking program and 180° hinges. Compatible with combinable and compact enclosure ranges.
Material:	2 mm steel plate.
Maximum load:	800 N.
Finish:	RAL 7035 structured powder coating.
Mounting requirements:	Use hinge kit DNMK if no door was fitted previously.
Pack quantity:	1 piece.

Plain door

H	W	Item no.
1100	600	DN1106R5
1200	600	DN1206R5
1200	800	DN1208R5
1400	600	DN1406R5
1400	800	DN1408R5
1600	600	DN1606R5
1600	800	DN1608R5
1600	1000	DN1610R5
1800	500	DN1805R5
1800	600	DN1806R5
1800	800	DN1808R5
1800	1000	DN1810R5
2000	500	DN2005R5
2000	600	DN2006R5
2000	800	DN2008R5
2000	1000	DN2010R5
2200	600	DN2206R5
2200	800	DN2208R5

Left door

H	W	Item no.
1200	600	DN1206LR5
1400	500	DN1405LR5
1400	600	DN1406LR5
1600	600	DN1606LR5
1800	400	DN1804LR5
1800	500	DN1805LR5
1800	600	DN1806LR5
1800	800	DN1808LR5
2000	400	DN2004LR5
2000	500	DN2005LR5
2000	600	DN2006LR5
2000	800	DN2008LR5
2200	500	DN2205LR5
2200	600	DN2206LR5

Right door

H	W	Item no.
1200	600	DN1206RR5
1400	500	DN1405RR5
1400	600	DN1406RR5
1600	600	DN1606RR5
1800	400	DN1804RR5
1800	500	DN1805RR5
1800	600	DN1806RR5
1800	800	DN1808RR5
2000	400	DN2004RR5
2000	500	DN2005RR5
2000	600	DN2006RR5
2000	800	DN2008RR5
2200	500	DN2205RR5
2200	600	DN2206RR5



Stainless steel plain door, DNSS

Description:	Standard door equipped with double-bit 3 mm lock system and door frame. Door accessory kit DNMKs (hinges, rod catches) to be ordered separately. Allows all the options of the locking programme and 180° hinges. Compatible with combinable and compact stainless steel enclosure ranges.
Material:	2 mm AISI 304 stainless steel plate / AISI 316L (on request).
Maximum load:	800 N.
Finish:	400 pre-grained stainless steel.
Pack quantity:	1 piece.
Mounting requirements:	Use hinge kit DNMKs if no door was fitted previously.

Single door

H	W	Item no.
1400	800	DNSS1408
1600	600	DNSS1606
1600	800	DNSS1608
1600	1000	DNSS1610
1800	600	DNSS1806
1800	800	DNSS1808
1800	1000	DNSS1810
2000	600	DNSS2006
2000	800	DNSS2008
2000	1000	DNSS2010

Left door

H	W	Item no.
1200	1200	DNSS1212L
1600	1200	DNSS1612L
1800	1000	DNSS1810L
1800	1200	DNSS1812L
1800	1600	DNSS1816L
2000	1200	DNSS2012L
2000	1600	DNSS2016L

Right door

H	W	Item no.
1200	1200	DNSS1212R
1600	1200	DNSS1612R
1800	1000	DNSS1810R
1800	1200	DNSS1812R
1800	1600	DNSS1816R
2000	1200	DNSS2012R
2000	1600	DNSS2016R



Floor Standing Enclosures

Steel Range

Accessories | Full height doors

Glazed doors, DNG

Description:	Glazed door with fitted clear safety glass to view the inside of the enclosure. Equipped with double-bit 3 mm lock system and door frame. Allows all options of the locking program. Compatible with combinable and compact enclosure ranges.
Material:	Frame: 2 mm steel plate. Viewing area: 4 mm clear safety glass.
Finish:	RAL 7035 structured powder coating.
Protection:	Complies with IP 55 TYPE 12 IK 07.
Pack quantity:	1 piece.
Mounting requirements:	Use hinge kit DNMK01 if no door was fitted previously.

For enclosure		
H	W	Item no.
1100	600	DNG1106R5
1200	600	DNG1206R5
1200	800	DNG1208R5
1400	600	DNG1406R5
1400	800	DNG1408R5
1600	600	DNG1606R5
1600	800	DNG1608R5
1800	600	DNG1806R5
1800	800	DNG1808R5
2000	600	DNG2006R5
2000	800	DNG2008R5
2200	600	DNG2206R5
2200	800	DNG2208R5



Stainless steel glazed doors, DNGS

Description:	Transparent door fitted with clear safety glass to view the inside of the enclosure. Equipped with double-bit 3 mm lock system and door frame. Allows all options of the locking programme.
Material:	Frame: 2 mm AISI 304 stainless steel plate, AISI 316L (on request). Viewing area: 4 mm clear safety glass.
Finish:	400 pre-grained stainless steel.
Protection:	IP 55 TYPE 12, 13 IK 07.
Mounting requirements:	Use hinge kit DNMK01 if not for replacement of standard door.
Pack quantity:	1 piece.

For enclosure		Viewing area		
H	W	h	w	Item no.
1400	800	1176	615	DNGS1408
1600	600	1376	415	DNGS1606
1600	800	1376	615	DNGS1608
1600	1000	1376	815	DNGS1610
1800	600	1576	415	DNGS1806
1800	800	1576	615	DNGS1808
1800	1000	1576	815	DNGS1810
2000	600	1776	415	DNGS2006
2000	800	1776	615	DNGS2008
2000	1000	1776	815	DNGS2010



Door mounting kits, DNMK

Description: Door mounting kit for mild steel floor standing enclosures. Required when fitting a door. Only needed when there was no door mounted previously.

Pack quantity: 1 complete kit with hinges, rod catches and mounting accessories.

Description	Item no.
for single door enclosures	DNMK01
for double door enclosures	DNMK02



Door mounting kits, stainless steel floorstanding enclosures, DNMKs

Description: Door mounting kit for stainless steel floor standing enclosures. Required when fitting a door. Only needed when there was no door mounted previously.

Pack quantity: 1 complete kit with hinges, rod catches and mounting accessories.

Description	Item no.
for single door enclosures	DNMKS01
for double door enclosures	DNMKS02



Door hinges 180°, DHN

Description: Adjustable door hinges which allows the door to open 180°. Machining is required.

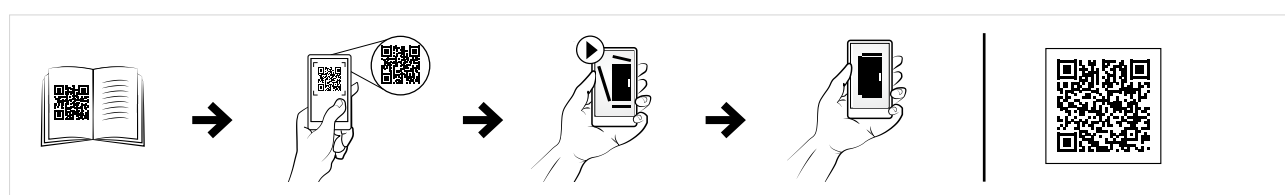
Material: Die-cast alloy.

Finish: Structured black.

Maximum load: 800 N (per kit).

Pack quantity: 4 hinges with mounting accessories.

Item no.
DHN180N



Floor Standing Enclosures

Steel Range

Accessories | Full height doors

Side doors, DNS

Description:	Instead of the side panel SPM. For easy access to the equipment inside the enclosure or when enclosures are mounted rear to rear. Equipped with standard double-bit 3 mm lock which makes all lock options possible. Door frame optional.
Material:	2 mm steel plate.
Finish:	RAL 7035 structured powder coating.
Protection:	Complies with IP 55 TYPE 12 IK 10.
Pack quantity:	1 door including mounting frame.

H	W	Item no.
1800	500	DNS1805R5
1800	600	DNS1806R5
2000	500	DNS2005R5
2000	600	DNS2006R5



Inner doors, DI

Description:	Inner door provides a hinged mounting surface for equipment behind a standard or glazed front door. A mounting space of 80 mm, is available between the doors when the inner door is in the most forward position. Can be adjusted in depth by steps of 25 mm. The mounting plate remains usable behind the inner door. The door is equipped with two double-bit 3 mm locks.
Material:	1.5 mm mild steel.
Finish:	RAL 7035 structured powder coating.
Pack quantity:	1 door with mounting accessories.

For enclosure		
H	W	Item no.
1200	600	DI1206R5
1200	800	DI1208R5
1400	600	DI1406R5
1400	800	DI1408R5
1600	600	DI1606R5
1600	800	DI1608R5
1800	600	DI1806R5
1800	800	DI1808R5
2000	600	DI2006R5
2000	800	DI2008R5
2200	600	DI2206R5
2200	800	DI2208R5

Other sizes available on request.



01

Floor Standing Enclosures

1



Floor Standing Enclosures

Steel Range

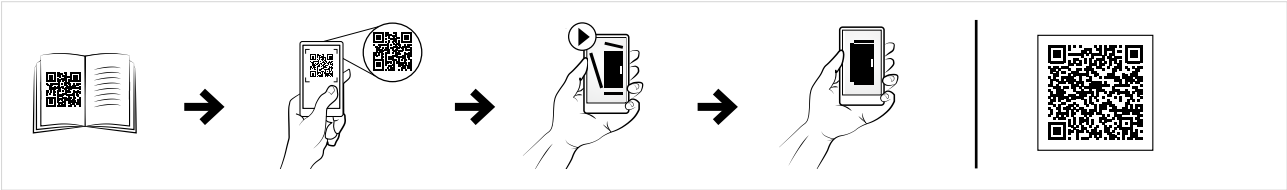

Accessories | Full height doors

Door stop, DSTP

Description: To lock an open door in position. Mounted directly to the door frame and on the enclosure profile. Allows the enclosure door to be opened up to 110°.

Pack quantity: 1 piece with mounting accessories.

Material	Item no.
Zinc plated	DSTP02
Stainless steel 316L	DSTP02-316



Door wheel, DW

Description: For easier closing and positioning of a heavily equipped door (cooling units, etc). Mounted directly to the door frame on the bottom of the door. Highly recommended when fitting loads from 30 kg on the enclosure door.

Pack quantity: 2 pieces with mounting accessories.

Item no.
DW01



Door plastic support, DPSL

Description: Helps to centre the door in case of an uneven floor, as well as allowing easier closing and positioning when a heavy load is mounted (cooling units, etc). Mounted directly to the door frame on the bottom and top of the door. Highly recommended when fitting loads from 30 kg on door.

Pack quantity: 2 plastic supports with mounting accessories.

Item no.
DPSL01



Document pockets, DRB

- Description:** A large steel document pocket fixed directly onto the door frame.
Usable depth: 68 mm.
- Finish:** RAL 7035 structured powder coating.
- Pack quantity:** 1 piece with mounting accessories.

Description	Material	Item no.
Universal document pocket 300mm wide	1.5 mm mild steel	DRB0303R5
For 600 mm doors	1.5 mm mild steel	DRB600R5
For 800 mm doors	1.5 mm mild steel	DRB800R5



Document pockets, DRBS

- Description:** A large steel document pocket fixed directly onto the door frame.
Usable depth: 68 mm.
- Finish:** 400 pre-grained stainless steel.
- Pack quantity:** 1 piece with mounting accessories.

Description	Material	Item no.
Universal document pocket 300 mm wide	Stainless steel 316L	DRBS03030-316L
For 800 mm doors	Stainless steel 316L	DRBS0800-316L
For 1000 mm doors	Stainless steel 316L	DRBS1000-316L



Document pocket, DRA

- Description:** Self adhesive, for DIN A4.
- Usable depth:** 30 mm.
- Material:** Thermoplastic.
- Finish:** RAL 7035.
- Pack quantity:** 1 document pocket with double sided tape.

Item no.
DRA04



Floor Standing Enclosures

Steel Range

Accessories | Full height doors

Drawing desks, DDK

Description:	Mounted directly to the door frame it provides a solid surface for documents, computer or measuring devices. The desk can be easily folded and locked within the door frame space. An automatic safety positioning system locks the desk at angles of 55°, 70° and 90°. The DDK800R5 can also be mounted on a 1000 mm wide door, by the use of the DCP1002 accessory.
Material:	1.35 mm mild steel.
Finish:	RAL 7035 structured powder coating.
Pack quantity:	1 piece with mounting accessories.

W	Item no.
600	DDK600R5
800	DDK800R5



Door frame mounting profiles, DCP

Description:	Horizontal profiles with 25 mm hole pattern. Fits directly onto the door frame. For easy mounting of light equipment by using CNT05 screws, hole pattern of 4.5 mm and 6.5 mm in diameter.
Material:	2 mm zinc plated steel.
Pack quantity:	20 bars with mounting accessories.

W	Item no.
400	DCP402
500	DCP502
600	DCP602
800	DCP802
1000	DCP1002



Cable conduits, CON

Description:	For flexible and safe protection of cables installed between the door or swing frame and the enclosure's interior. Highly flexible and halogen free.
Material:	Polyethylene.
Mounting requirements:	Add CONH for direct mounting to profiles.
Pack quantity:	25 m.

Diameter	Item no.
16	CON16
29	CON29
36	CON36
48	CON48




Universal conduit holders, CONH

Description: Universal holder for cable conduit CON. Can be mounted horizontally or vertically on any 25 mm hole pattern of the door frame, enclosure frame or accessory profile.

Material: Polycarbonate.

Pack quantity: 10 pieces.

Diameter	Item no.
16	CONH16
29	CONH29
36	CONH36
48	CONH48



Door switch, DSW

Description: Door switch to activate any electrical device (lighting, signalling, alarms, etc.). Can be mounted after installing the enclosure thereby keeping the door opening free. Fixed on the inside hole pattern of the enclosure's frame in floor standing enclosures. Cable entry M20.

Switch capacity: 3 A / 240 V.

Approvals: CE, cCSAus, CCC.

Pack quantity: 1 piece with mounting accessories.

Item no.
DSW01



Universal keyboard trays, UKT

Description: Horizontal hinged keyboard tray with lateral sliding mouse pad (L.H. or R.H.). Equipped with panel stay. When the tray is folded out, the enclosure is sealed for dust ingress by a closed chamber.

Material: 1.75 mm steel plate.

Finish: RAL 7035 structured powder coating.

Pack quantity: 1 door with hinges, lock, keyboard mounting support, mouse pad and mounting accessories.

H	W	Item no.
250	600	UKT06R5
250	800	UKT08R5



Floor Standing Enclosures

Steel Range

Accessories | Full height doors

Transparent aluminium windows, ADA

Description:	Viewing window when used in combination with mounting kit ADAMK. The double-bit 3 mm lock can be replaced by any optional insert or handle. It increases the enclosure depth by 10 mm.
Material:	Aluminium and 3 mm acrylic glass.
Finish:	Anodised aluminium.
Protection:	Complies with IP 54.
Pack quantity:	1 viewing window.

For enclosure		Viewing area		N° of locks	Item no.
H	W	h	w		
300	300	226	226	1	ADA03030
400	300	326	226	1	ADA04030
400	400	326	326	1	ADA04040
400	600	326	526	1	ADA04060
500	300	426	226	1	ADA05030
500	400	426	326	1	ADA05040



Transparent aluminium windows, ADAB

Description:	Viewing window when used in combination with mounting kit ADABMK. The 3 mm DIN lock can be replaced by any optional insert or handle. It increases the enclosure depth in 35 mm.
Material:	Aluminium and 3 mm acrylic glass.
Finish:	Anodised aluminium.
Protection:	Complies with IP54.
Pack quantity:	1 viewing window.

For enclosure		Viewing area		N° of locks	Item no.
H	W	h	w		
600	400	522	322	2	ADAB06040
600	600	522	522	2	ADAB06060
600	800	522	722	2	ADAB06080
700	500	622	422	2	ADAB07050
800	600	722	522	2	ADAB08060
1000	800	922	722	2	ADAB10080
1200	600	1122	522	2	ADAB12060
1200	800	1122	722	2	ADAB12080




Mounting kits, ADAMK/ADABMK

Description:	With this kit the glazed doors ADA/ADAB can be used as viewing windows on any enclosure surface, to provide protection for displays and other control components.
---------------------	---

For	Item no.
ADA	ADAMK
ADAB	ADABMK





Floor Standing Enclosures

Steel Range

Accessories | Locking

Locking systems for full height doors

Mild steel, combinable enclosures

MCS / MCD

Required accessories

Page

STANDARD LOCK COVER	Insert double bit 3 mm	Additional accessories not required	N/A
	Other inserts available in Eldon's portfolio	Inserts for standard lock cover, LI	196
LIFT HANDLE FOR ROUND CYLINDERS, WITHOUT PADLOCKING	Square, triangle or double-bit insert	Lifting handle lock cover, LLH501N Locking system insert for lift handles, LHC523/LHC524/LHC526/LHC527/LHC528/LHC529	196 197
	Ronis key C21323	Lifting handle lock cover, LLH501N Locking system insert for lift handles, LHC522	196 197
	Daimler Benz	Lifting handle lock cover, LLH501N Locking system insert for lift handles, LHC530	196 197
	Push button	Lifting handle lock cover, LLH501N Locking system insert for lift handles, LHC536	196 197
	Other key numbers available on request	Lifting handle lock cover, LLH501N Locking system insert for lift handles, LHCXXX	196 197
	LIFT HANDLE FOR ROUND CYLINDERS, WITH PADLOCKING	Square, triangle or double-bit insert	Lifting handle lock cover, LLH503N Locking system insert for lift handles, LHC523/LHC524/LHC526/LHC527/LHC528/LHC529
Ronis key C21323		Lifting handle lock cover, LLH503N Locking system insert for lift handles, LHC522	196 197
Daimler Benz		Lifting handle lock cover, LLH503N Locking system insert for lift handles, LHC530	196 197
Push button		Lifting handle lock cover, LLH503N Locking system insert for lift handles, LHC536	196 197
Other key numbers available on request		Lifting handle lock cover, LLH503N Locking system insert for lift handles, LHCXXX	196 197
LIFT HANDLE FOR HALF CYLINDERS, WITHOUT PADLOCKING		Ronis key C21323	Lifting handle lock cover, LLH502N Locking system insert for lift handles, LHC521
	Cover plate, MMG. Required when some cut-outs are not used	Lifting handle lock cover, LLH502N Locking system insert for lift handles, LHC533	196 197

Mild steel, compact enclosures

MKS / MKD

Required accessories	Page
<i>Additional accessories not required</i>	N/A
Inserts for standard lock cover, LI	196
Lifting handle lock cover, LLH501N Locking system insert for lift handles, LHC523/LHC524/LHC526/LHC527/ LHC528/LHC529	197 197
Lifting handle lock cover, LLH501N Locking system insert for lift handles, LHC522	196 197
Lifting handle lock cover, LLH501N Locking system insert for lift handles, LHC530	196 197
Lifting handle lock cover, LLH501N Locking system insert for lift handles, LHC536	196 197
Lifting handle lock cover, LLH501N Locking system insert for lift handles, LHCXXX	196 197
Lifting handle lock cover, LLH503N Locking system insert for lift handles, LHC523/LHC524/LHC526/LHC527/ LHC528/LHC529	196 197
Lifting handle lock cover, LLH503N Locking system insert for lift handles, LHC522	196 197
Lifting handle lock cover, LLH503N Locking system insert for lift handles, LHC530	196 197
Lifting handle lock cover, LLH503N Locking system insert for lift handles, LHC536	196 197
Lifting handle lock cover, LLH503N Locking system insert for lift handles, LHCXXX	196 197
Lifting handle lock cover, LLH502N Locking system insert for lift handles, LHC521	196 197
Lifting handle lock cover, LLH502N Locking system insert for lift handles, LHC533	196 197

Stainless steel, combinable enclosures

MCSS / MCDS

Required accessories	Page
<i>Additional accessories not required</i>	N/A
Inserts for standard lock cover, LI	196
Lifting handle lock cover, LLHS501N Locking system insert for lift handles, LHC523/LHC524/LHC526/LHC527/ LHC528/LHC529	197 197
Lifting handle lock cover, LLHS501N Locking system insert for lift handles, LHC522	197 197
Lifting handle lock cover, LLHS501N Locking system insert for lift handles, LHC530	197 197
Lifting handle lock cover, LLHS501N Locking system insert for lift handles, LHC536	197 197
Lifting handle lock cover, LLHS501N Locking system insert for lift handles, LHCXXX	197 197
Lifting handle lock cover, LLH503N Locking system insert for lift handles, LHC523/LHC524/LHC526/LHC527/ LHC528/LHC529 * RAL 5013	196 197
Lifting handle lock cover, LLH503N Locking system insert for lift handles, LHC522 * RAL 5013	196 197
Lifting handle lock cover, LLH503N Locking system insert for lift handles, LHC530 * RAL 5013	196 197
Lifting handle lock cover, LLH503N Locking system insert for lift handles, LHC536 * RAL 5013	196 197
Lifting handle lock cover, LLH503N Locking system insert for lift handles, LHCXXX * RAL 5013	196 197
Lifting handle lock cover, LLHS502N Locking system insert for lift handles, LHC521	197 197
Lifting handle lock cover, LLHS502N Locking system insert for lift handles, LHC533	197 197

Stainless steel, compact enclosures

EKSS / EKDS

Required accessories	Page
<i>Additional accessories not required</i>	N/A
Inserts for standard lock cover, LI	196
Lifting handle lock cover, LLHS501N Locking system insert for lift handles, LHC523/LHC524/LHC526/LHC527/ LHC528/LHC529	197 197
Lifting handle lock cover, LLHS501N Locking system insert for lift handles, LHC522	197 197
Lifting handle lock cover, LLHS501N Locking system insert for lift handles, LHC530	197 197
Lifting handle lock cover, LLHS501N Locking system insert for lift handles, LHC536	197 197
Lifting handle lock cover, LLHS501N Locking system insert for lift handles, LHCXXX	197 197
Lifting handle lock cover, LLH503N Locking system insert for lift handles, LHC523/LHC524/LHC526/LHC527/ LHC528/LHC529 * RAL 5013	196 197
Lifting handle lock cover, LLH503N Locking system insert for lift handles, LHC522 * RAL 5013	196 197
Lifting handle lock cover, LLH503N Locking system insert for lift handles, LHC530 * RAL 5013	196 197
Lifting handle lock cover, LLH503N Locking system insert for lift handles, LHC536 * RAL 5013	196 197
Lifting handle lock cover, LLH503N Locking system insert for lift handles, LHCXXX * RAL 5013	196 197
Lifting handle lock cover, LLHS502N Locking system insert for lift handles, LHC521	197 197
Lifting handle lock cover, LLHS502N Locking system insert for lift handles, LHC533	197 197

Floor Standing Enclosures

Steel Range

Accessories | Locking

Locking systems for full height doors

Mild steel, combinable enclosures

MCS / MCD

		Required accessories	Page
LIFT HANDLE FOR HALF CYLINDERS, WITHOUT PADLOCKING	Ronis key 2132E	Lifting handle lock cover, LLH502N Locking system insert for lift handles, LHC5212132E	196 197
	Ronis key 3121E	Lifting handle lock cover, LLH502N Locking system insert for lift handles, LHC5213121E	196 197
	Adapter for ASSA Abloy and TrioVing cylinders	Lifting handle lock cover, LLH502N Locking system insert for lift handles, LHC535	196 197
	Adapter for Ronis half cylinders	Lifting handle lock cover, LLH502N Locking system insert for lift handles, LHC534	196 197
	Other key numbers available on request	Lifting handle lock cover, LLH502N Locking system insert for lift handles, LHCXXX	196 197
LIFT HANDLE FOR HALF CYLINDERS, WITH PADLOCKING	Ronis key C21323	Lifting handle lock cover, LLH504N Locking system insert for lift handles, LHC521	196 197
	Cylinder N°E1 (VW), key excluded	Lifting handle lock cover, LLH504N Locking system insert for lift handles, LHC533	196 197
	Ronis key C2132E	Lifting handle lock cover, LLH504N Locking system insert for lift handles, LHC5212132E	196 197
	Ronis key C3121E	Lifting handle lock cover, LLH504N Locking system insert for lift handles, LHC5213121E	196 197
	Adapter for ASSA Abloy and TrioVing cylinders	Lifting handle lock cover, LLH504N Locking system insert for lift handles, LHC535	196 197
	Adapter for Ronis half cylinders	Lifting handle lock cover, LLH504N Locking system insert for lift handles, LHC534	196 197
	Other key numbers available on request	Lifting handle lock cover, LLH504N Locking system insert for lift handles, LHCXXX	196 197
T-HANDLE	Without cylinder	T-handle, LLTH560CEN	198
	Ronis key C21323	T-handle, LLTH560	198
	Ronis key C2132E	T-handle, LLTH5602132EN	198
	Ronis key C3121E	T-handle, LLTH5603121EN	198
	Ronis key C3524E	T-handle, LLTH5603524EN	198

Mild steel, compact enclosures

MKS / MKD

Required accessories	Page
Lifting handle lock cover, LLH502N Locking system insert for lift handles, LHC5212132E	196 197
Lifting handle lock cover, LLH502N Locking system insert for lift handles, LHC5213121E	196 197
Lifting handle lock cover, LLH502N Locking system insert for lift handles, LHC535	196 197
Lifting handle lock cover, LLH502N Locking system insert for lift handles, LHC534	196 197
Lifting handle lock cover, LLH502N Locking system insert for lift handles, LHCXXX	196 197
Lifting handle lock cover, LLH504N Locking system insert for lift handles, LHC521	196 197
Lifting handle lock cover, LLH504N Locking system insert for lift handles, LHC533	196 197
Lifting handle lock cover, LLH504N Locking system insert for lift handles, LHC5212132E	196 197
Lifting handle lock cover, LLH504N Locking system insert for lift handles, LHC5213121E	196 197
Lifting handle lock cover, LLH504N Locking system insert for lift handles, LHC535	196 197
Lifting handle lock cover, LLH504N Locking system insert for lift handles, LHC534	196 197
Lifting handle lock cover, LLH504N Locking system insert for lift handles, LHCXXX	196 197
T-handle, LLTH560CEN	198
T-handle, LLTH560N	198
T-handle, LLTH5602132EN	198
T-handle, LLTH5603121EN	198
T-handle, LLTH5603524EN	198

Stainless steel, combinable enclosures

MCSS / MCDS

Required accessories	Page
Lifting handle lock cover, LLHS502N Locking system insert for lift handles, LHC5212132E	197 197
Lifting handle lock cover, LLHS502N Locking system insert for lift handles, LHC5213121E	197 197
Lifting handle lock cover, LLHS502N Locking system insert for lift handles, LHC535	197 197
Lifting handle lock cover, LLHS502N Locking system insert for lift handles, LHC534	197 197
Lifting handle lock cover, LLHS502N Locking system insert for lift handles, LHCXXX	197 197
Lifting handle lock cover, LLH504N Locking system insert for lift handles, LHC521 * RAL 5013	196 197
Lifting handle lock cover, LLH504N Locking system insert for lift handles, LHC533 * RAL 5013	196 197
Lifting handle lock cover, LLH504N Locking system insert for lift handles, LHC5212132E * RAL 5013	196 197
Lifting handle lock cover, LLH504N Locking system insert for lift handles, LHC5213121E * RAL 5013	196 197
Lifting handle lock cover, LLH504N Locking system insert for lift handles, LHC535 * RAL 5013	196 197
Lifting handle lock cover, LLH504N Locking system insert for lift handles, LHC534 * RAL 5013	196 197
Lifting handle lock cover, LLH504N Locking system insert for lift handles, LHCXXX * RAL 5013	196 197
T-handle, LLTH560CEN * RAL 5013	198
T-handle, LLTH560N * RAL 5013	198
T-handle, LLTH5602132EN * RAL 5013	198
T-handle, LLTH5603121EN * RAL 5013	198
T-handle, LLTH5603524EN * RAL 5013	198

Stainless steel, compact enclosures

EKSS / EKDS

Required accessories	Page
Lifting handle lock cover, LLHS502N Locking system insert for lift handles, LHC5212132E	197 197
Lifting handle lock cover, LLHS502N Locking system insert for lift handles, LHC5213121E	197 197
Lifting handle lock cover, LLHS502N Locking system insert for lift handles, LHC535	197 197
Lifting handle lock cover, LLHS502N Locking system insert for lift handles, LHC534	197 197
Lifting handle lock cover, LLHS502N Locking system insert for lift handles, LHCXXX	197 197
Lifting handle lock cover, LLH504N Locking system insert for lift handles, LHC521 * RAL 5013	196 197
Lifting handle lock cover, LLH504N Locking system insert for lift handles, LHC533 * RAL 5013	196 197
Lifting handle lock cover, LLH504N Locking system insert for lift handles, LHC5212132E * RAL 5013	196 197
Lifting handle lock cover, LLH504N Locking system insert for lift handles, LHC5213121E * RAL 5013	196 197
Lifting handle lock cover, LLH504N Locking system insert for lift handles, LHC535 * RAL 5013	196 197
Lifting handle lock cover, LLH504N Locking system insert for lift handles, LHC534 * RAL 5013	196 197
Lifting handle lock cover, LLH504N Locking system insert for lift handles, LHCXXX * RAL 5013	196 197
T-handle, LLTH560CEN * RAL 5013	198
T-handle, LLTH560N * RAL 5013	198
T-handle, LLTH5602132EN * RAL 5013	198
T-handle, LLTH5603121EN * RAL 5013	198
T-handle, LLTH5603524EN * RAL 5013	198

Floor Standing Enclosures

Steel Range

Accessories | Locking

Locking systems for partial doors

Mild steel, combinable enclosures

MCS / MCD

		Required accessories	Page
STANDARD LOCK COVER	Insert double bit 3 mm	<i>Additional accessories not required</i>	N/A
	Other inserts available in Eldon's portfolio	Inserts for standard lock cover, ALIS	328
KEY LOCK	Chrome plated lock with cylinder, Ronis key M21323	Key lock, ALL508	328
	Polyamide lock with cylinder, key 5333	Key lock, ALL509	328
	Polyamide Eldon lock with cylinder, Ronis key M21323	Key lock, ALL510N	328
HANDLE	Plastic handle	Handle, ALT560	329
	Chrome plated T-handle with cylinder, key M21323	Handle, ALT561	329
	Chrome plated handle with cylinder, key M21323	Handle, ALT562	329
	Plastic handle with cylinder, key 5333	Handle, ALT563	329
PADLOCKING	Padlocking cover to be used with the standard lock cover or key lock	Padlocking, PLC01	329

Mild steel, compact enclosures

Stainless steel, combinable enclosures

Stainless steel, compact enclosures

MKS / MKD**MCSS / MCDS****EKSS / EKDS**

Required accessories	Page	Required accessories	Page	Required accessories	Page
<i>Additional accessories not required</i>	N/A	<i>Not available</i>	N/A	<i>Not available</i>	N/A
Inserts for standard lock cover, ALIS	328	<i>Not available</i>	N/A	<i>Not available</i>	N/A
Key lock, ALL508	328	<i>Not available</i>	N/A	<i>Not available</i>	N/A
Key lock, ALL509	328	<i>Not available</i>	N/A	<i>Not available</i>	N/A
Key lock, ALL510N	328	<i>Not available</i>	N/A	<i>Not available</i>	N/A
Handle, ALT560	329	<i>Not available</i>	N/A	<i>Not available</i>	N/A
Handle, ALT561	329	<i>Not available</i>	N/A	<i>Not available</i>	N/A
Handle, ALT562	329	<i>Not available</i>	N/A	<i>Not available</i>	N/A
Handle, ALT563	329	<i>Not available</i>	N/A	<i>Not available</i>	N/A
Padlocking, PLC01	329	<i>Not available</i>	N/A	<i>Not available</i>	N/A

Floor Standing Enclosures

Steel Range

Accessories | Locking

Keys

Mild steel, combinable enclosures

MCS / MCD			
Required accessories			Page
KEYS	Plastic double-bit 3 mm key	Key, LSK502	198
	Metallic double-bit 3 mm key	Key, LSK503	198
	Metallic double-bit 5 mm key	Key, LSK505	198
	Metallic square 7 mm key	Key, LSK523	198
	Metallic square 8 mm key	Key, LSK524	198
	Metallic triangle 7 mm key	Key, LSK526	198
	Metallic triangle 8 mm key	Key, LSK527	198
	Multi key with double-bit 5 mm, square 8 mm, triangle 8 mm, and hexagonal adaptor	Multi key, LSMK01	198

Mild steel, compact enclosures

MKS / MKD

Required accessories	Page
Key, LSK502	198
Key, LSK503	198
Key, LSK505	198
Key, LSK523	198
Key, LSK524	198
Key, LSK526	198
Key, LSK527	198
Multi key, LSMK01	198

Stainless steel, combinable enclosures

MCSS / MCDS

Required accessories	Page
Key, LSK502	198
Key, LSK503	198
Key, LSK505	198
Key, LSK523	198
Key, LSK524	198
Key, LSK526	198
Key, LSK527	198
Multi key, LSMK01	198

Stainless steel, compact enclosures

EKSS / EKDS

Required accessories	Page
Key, LSK502	198
Key, LSK503	198
Key, LSK505	198
Key, LSK523	198
Key, LSK524	198
Key, LSK526	198
Key, LSK527	198
Multi key, LSMK01	198

Floor Standing Enclosures

Steel Range

Accessories | Locking

Inserts, LI

Description: Inserts to replace the standard double-bit 3 mm insert in the standard lock cover.

Material: Zamak.

Pack quantity: 1 piece.

Description	Item no.
Double-bit 3 mm	LI503
Double-bit 5 mm	LI505
Square 7 mm	LI523
Square 8 mm	LI524
Triangular 7 mm	LI526
Triangular 8 mm	LI527
Daimler Benz	LI530



Lift handle lock covers, LLH

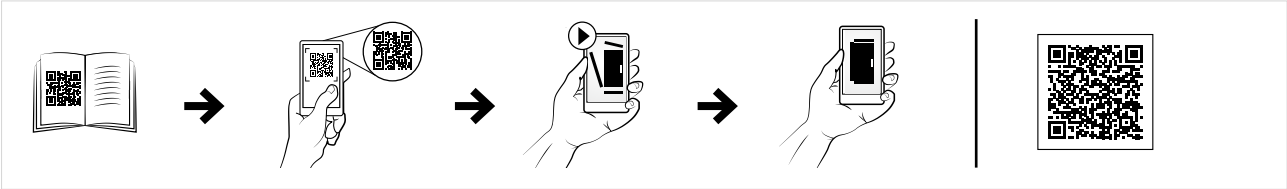
Description: Lift handle for LHC locking inserts/half cylinders.

Material: Zamak.

Pack quantity: 1 lift handle.

Mounting requirements: Add LHC inserts/half cylinders when required.

Description	Finish	Compatible inserts	Item no.
Without padlocking	RAL 9005	LHC522 / LHC523 / LHC524 / LHC526 / LHC527 / LHC528 / LHC529 / LHC530 / LHC536	LLH501N
Without padlocking	RAL 9005	LHC533 / LHC534 / LHC535 / LHC5212132E / LHC5213121E	LLH502N
With padlocking	RAL 9005	LHC522 / LHC523 / LHC524 / LHC526 / LHC527 / LHC528 / LHC529 / LHC530 / LHC536	LLH503N
With padlocking	RAL 9005	LHC533 / LHC534 / LHC535 / LHC5212132E / LHC5213121E	LLH504



Lift handle lock covers, LLHS

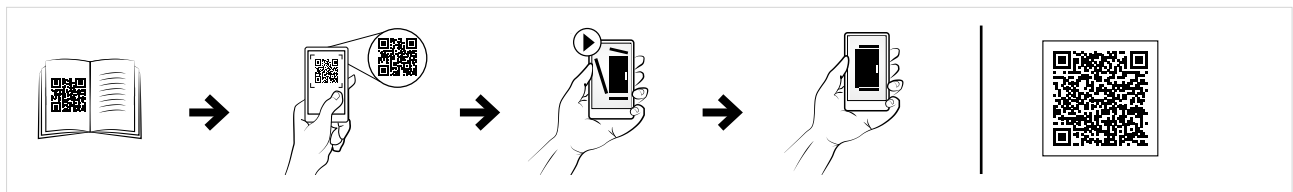
Description: Lift handle for LHC locking inserts/half cylinders.

Material: Zamak.

Pack quantity: 1 lift handle.

Mounting requirements: Add LHC inserts/half cylinders when required.

Description	Finish	Compatible inserts	Item no.
Without padlocking	Chrome	LHC522 / LHC523 / LHC524 / LHC526 / LHC527 / LHC528 / LHC529 / LHC530 / LHC536	LLHS501N
Without padlocking	Chrome	LHC533 / LHC534 / LHC535 / LHC5212132E / LHC5213121E	LLHS502N



Locking system for lift handles, LHC

Description: Profile half cylinder locks. To be used in the lift handles LHC.

Pack quantity: 1 piece.

Description	Compatible handle	Item no.
Profile half cylinder Ronis key C21323	LLH502N/LLHS502N/LLH504N	LHC521
Round cylinder Ronis key C21323	LLH501N/LLHS501N/LLH503N	LHC522
Square 7 mm	LLH501N/LLHS501N/LLH503N	LHC523
Square 8 mm	LLH501N/LLHS501N/LLH503N	LHC524
Triangle 7 mm	LLH501N/LLHS501N/LLH503N	LHC526
Triangle 8 mm	LLH501N/LLHS501N/LLH503N	LHC527
Double-bit 3 mm	LLH501N/LLHS501N/LLH503N	LHC528
Double-bit 5 mm	LLH501N/LLHS501N/LLH503N	LHC529
Daimler Benz	LLH501N/LLHS501N/LLH503N	LHC530
Cylinder N°E1 (VW), key excluded	LLH502N/LLHS502N/LLH504N	LHC533
Adapter for other profile half cylinders (DIN18252)	LLH502N/LLHS502N/LLH504N	LHC534
Adapter for ASSA ABLOY and Trioving cylinders	LLH502N/LLHS502N/LLH504N	LHC535
Push button only	LLH501N/LLHS501N/LLH503N	LHC536
Profile half cylinder Ronis key 2132E	LLH502N/LLHS502N/LLH504N	LHC5212132E
Profile half cylinder Ronis key 3121E	LLH502N/LLHS502N/LLH504N	LHC5213121E



* Other key numbers available on request.

** Key numbers 333, 1333, EK333 and GX130 are equal.

*** Order separate key LSMK for Square 8 mm and Triangle 8 mm.

Floor Standing Enclosures

Steel Range

Accessories | Locking

T-handles, LLTH

Description: T-handle with or without Ronis cylinder lock.

Material: Handle: plastic. Lock: steel.

Pack quantity: 1 piece.

Description	Item no.
Without cylinder	LLTH560CEN
With Ronis cylinder key nr. C21323	LLTH560N
With Ronis cylinder key nr. 2132E	LLTH5602132EN
With Ronis cylinder key nr. 3121E	LLTH5603121EN
With Ronis cylinder key nr. 3524E	LLTH5603524EN



Keys, LSK

Description: Key with nVent HOFFMAN logo. Easy to use design, providing a good grip.

Pack quantity: 1 piece.

Description	Material	Item no.
Double-bit 3 mm	Plastic	LSK502
Double-bit 3 mm	Metalic	LSK503
Double-bit 5 mm	Metalic	LSK505
Square 7 mm	Metalic	LSK523
Square 8 mm	Metalic	LSK524
Triangle 7 mm	Metalic	LSK526
Triangle 8 mm	Metalic	LSK527



Multi key, LSMK

Description: Multi-Key function with nVent HOFFMAN logo and a different key in every end: double-bit 5 mm, square 8 mm, triangle 8 mm and a standard hexagonal adaptor to use with the screw ends.

Material: Steel.

Pack quantity: 1 piece.

Item no.
LSMK01



01

Floor Standing Enclosures

1

Floor Standing Enclosures

Steel Range

Accessories | Interlocking system

Interlocking system

Mild steel, combinable enclosures

MCS / MCD

		Required accessories	Page
ASSEMBLY WITH FLANGE MOUNT DISCONNECT	Single enclosure	Flange mount disconnect floor standing enclosure, MCF Main door interlock kit, FMD	36 202
	Bayed enclosure assembly	Flange mount disconnect floor standing enclosure, MCF Additional slave enclosures, MCS Main door interlock kit, FMD System actuator, FMA* *One per master door Interlock bar, FMB** **One per slave door (same width) Slave door interlock kit, FMS*** ***One per slave door	36 12 202 202 203 203
DOOR INTERLOCKING FOR TWO DOORS OR MORE	Bayed enclosure assembly	Main enclosure, MCS/MCD Slave enclosures, MCS/MCD System actuator, FMA* *One per master door Interlock bar, FMB** **One per slave door (same width) Slave door interlock kit, FMS*** ***One per slave door	12 12 202 203 203

Mild steel, compact enclosures

Stainless steel, combinable enclosures

Stainless steel, compact enclosures

MKS / MKD**MCSS / MCDS****EKSS / EKDS**

Required accessories	Page	Required accessories	Page	Required accessories	Page
Not available	N/A	Not available	N/A	Not available	N/A
Not available	N/A	Not available	N/A	Not available	N/A
Not available	N/A	Main enclosure, MCSS/MCDS Slave enclosures, MCSS/MCDS System actuator, FMA* *One per master door Interlock bar, FMB** **One per slave door (same width) Slave door interlock kit, FMS*** ***One per slave door	60 60 202 203 203	Not available	N/A

Floor Standing Enclosures

Steel Range

Accessories | Interlocking system

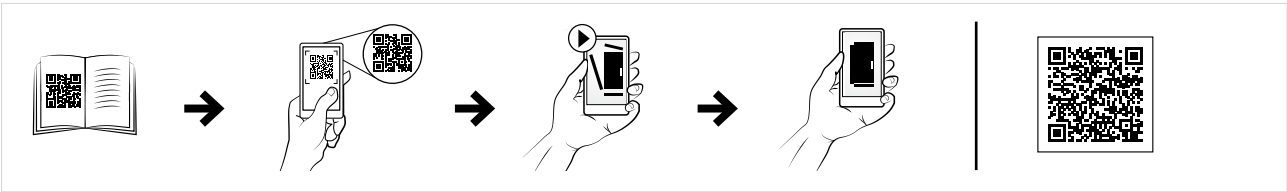
Main door interlock kit, FMD

Description: Locks or releases the main door after the power has been switched. Universal adapter permits all popular manufacturers variable depth actuators without modification.

Material: Zinc plated steel.

Pack quantity: 1 piece with mounting material.

Item no.
FMD01



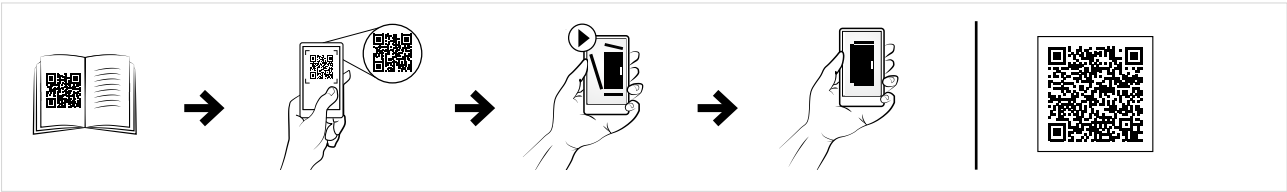
System actuator, FMA

Description: Used with suited multiple enclosure installations. Activates the locking of the slave doors when the master door is closed. One per master door.

Material: Zinc plated steel.

Pack quantity: 1 piece with mounting material.

Item no.
FMA01



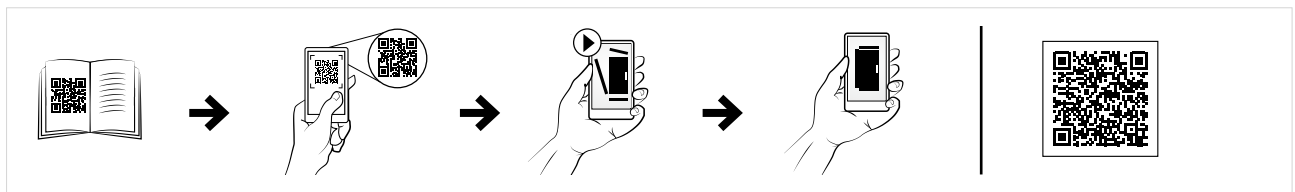
Interlock bars, FMB

Description: For MCF/MCS enclosures. Interlock rods mechanically link all slave doors to the master door. Rod length corresponds to enclosure door width.

Material: Zinc plated steel.

Pack quantity: 5 pieces with mounting material.

W	Item no.
600	FMB600
800	FMB800
1000	FMB1000
1200	FMB1200



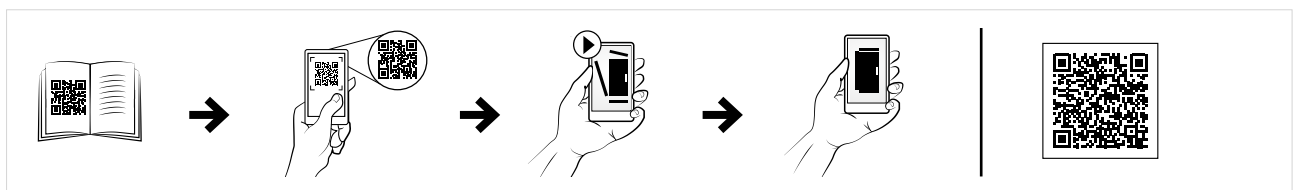
Slave door interlock kit, FMS

Description: Mounted to the slave door of both single and double door enclosures. Slave door is prevented from opening when master door is closed. This safety feature can be activated separately even when the main door interlocking device is not installed. One set per slave door is needed.

Material: Zinc plated steel.

Pack quantity: 1 set with mounting material.

Item no.
FMS01



Floor Standing Enclosures

Steel Range

Accessories | Partial doors

Partial doors

Mild steel, combinable enclosures

MCS / MCD

		Required accessories	Page
VERTICAL DIVISION	Vertical division with front hole pattern	Vertical dividers, CDV	206
	Vertical division with front and rear hole pattern	Vertical dividers, CDV Vertical dividing bars, VB One piece Fixing brackets, VBK	206 115 115
	Vertical division with front, rear, top and bottom hole pattern	Vertical dividers, CDV Vertical dividing bars, VB One piece Depth dividing bars, VBD Fixing brackets, VBK	206 115 115 115 115
	Vertical section with partial doors and panels	Top and bottom panels, DPC Configuration of partial doors, DP Configuration of partial panels, DPP Horizontal dividers, CDH Qty = N° of DP + N° of DPP + 1 * Partial doors, DP , and partial panels, DPP , can be used in different configurations to cover an enclosure. The area that can be covered is the enclosure height, less 200 mm.	207 208 209 206
VERTICAL SECTION WITH PLAIN TOP AND BOTTOM FRONT PANELS	Vertical section with door for cabling	Top and bottom panels, DPC Cable space door, DPA Height of the enclosure, less 200 mm Horizontal dividers, CDH . 2 pcs	207 210 206
	Vertical section with panel for busbars	Vertical front panel, DPB Total height of the enclosure	210
	Vertical section with partial doors and panels	Ventilated top and bottom panels, DPCV Configuration of partial doors, DP Configuration of partial panels, DPP Horizontal dividers, CDH Qty = N° of DP + N° of DPP + 1 * Partial doors, DP , and partial panels, DPP , can be used in different configurations to cover an enclosure. The area that can be covered is the enclosure height, less 200 mm.	207 208 209 206
VERTICAL SECTION WITH VENTILATED TOP AND BOTTOM FRONT PANELS	Vertical section with door for cabling	Ventilated top and bottom panels, DPCV Cable space door, DPA Height of the enclosure, less 200 mm Horizontal dividers, CDH . 2 pcs	207 210 206
	Vertical section with panel for busbars	Vertical front panel, DPB Total height of the enclosure	210
	Vertical section with partial doors and panels	Ventilated top and bottom panels, DPCV Configuration of partial doors, DP Configuration of partial panels, DPP Horizontal dividers, CDH Qty = N° of DP + N° of DPP + 1 * Partial doors, DP , and partial panels, DPP , can be used in different configurations to cover an enclosure. The area that can be covered is the enclosure height, less 200 mm.	207 208 209 206

Mild steel, compact enclosures

MKS / MKD

Required accessories	Page
Vertical dividers, CDV	206
Vertical dividers, CDV Vertical dividing bars, VB One piece Fixing brackets, VBK	206 115 115
Vertical dividers, CDV Vertical dividing bars, VB One piece Depth dividing bars, VBD Fixing brackets, VBK	206 115 115 115 115
Top and bottom panels, DPC Configuration of partial doors, DP Configuration of partial panels, DPP Horizontal dividers, CDHK Qty = N° of DP + N° of DPP + 1 * Partial doors, DP , and partial panels, DPP , can be used in different configurations to cover an enclosure. The area that can be covered is the enclosure height, less 200 mm.	207 208 209 206
Top and bottom panels, DPC Cable space door, DPA Height of the enclosure, less 200 mm Horizontal dividers, CDHK . 2 pcs	207 210 206
Vertical front panel, DPB Total height of the enclosure	210
Ventilated top and bottom panels, DPCV Configuration of partial doors, DP Configuration of partial panels, DPP Horizontal dividers, CDHK Qty = N° of DP + N° of DPP + 1 * Partial doors, DP , and partial panels, DPP , can be used in different configurations to cover an enclosure. The area that can be covered is the enclosure height, less 200 mm.	207 208 209 206
Ventilated top and bottom panels, DPCV Cable space door, DPA Height of the enclosure, less 200 mm Horizontal dividers, CDHK . 2 pcs	207 210 206
Vertical front panel, DPB Total height of the enclosure	210

Stainless steel, combinable enclosures

MCSS / MCDS

Required accessories	Page
Not available	N/A
Not available	N/A
Not available	N/A
Not available	N/A
Not available	N/A
Not available	N/A
Not available	N/A
Not available	N/A

Stainless steel, compact enclosures

EKSS / EKDS

Required accessories	Page
Not available	N/A
Not available	N/A
Not available	N/A
Not available	N/A
Not available	N/A
Not available	N/A
Not available	N/A
Not available	N/A

Floor Standing Enclosures

Steel Range

Accessories | Partial doors

Vertical dividers, CDV

Description:	The profile is identical to the enclosure's frame and provides vertical separation of the enclosure when partial doors or panels are fitted. Can be mounted in 200 mm steps.
Material:	Front profile: 2 mm mild steel. Inner profile: 1.75 mm zinc plated steel.
Finish:	RAL 7035 structured powder coating.
Pack quantity:	1 set of profiles with mounting accessories.


For enclosure	
H	Item no.
1800	CDV1800R5
2000	CDV2000R5
2200	CDV2200R5



Horizontal dividers, CDH

Description:	Used when the enclosure requires horizontal separation for partial doors or panels. Mounted on the outside hole pattern of the combinable mild steel floor standing enclosure range.
Material:	2 mm zinc plated steel.
Mounting requirements:	CDH pieces = number of door DP and/or panels DPP + 1.
Pack quantity:	2 profiles with mounting accessories.

W	Item no.
400	CDH400
600	CDH600
800	CDH800



Horizontal dividers, CDHK

Description:	Used when the enclosure requires horizontal divisions. Can be mounted on the hole pattern of the compact mild steel floor standing enclosure range.
Material:	2 mm zinc plated steel.
Mounting requirements:	CDHK pieces = number of door DP and/or panels DPP + 1.
Pack quantity:	2 profiles with mounting accessories.

W	Item no.
400	CDHK400
600	CDHK600
800	CDHK800



Top and bottom panels, DPC

- Description:** Required to cover the remaining space at the top and bottom. Used in combination with horizontal dividers CDH/CDHK, partial doors DP, partial panels DPP and cable space door DPA.
- Material:** 1.75 mm steel plate.
- Finish:** RAL 7035 structured powder coating.
- Protection:** Complies with IP 44. For IP 21 delivered without gasket.
- Mounting requirements:** DPC covers 200 mm in height of the enclosure. So for a 2000 mm high enclosure when DPC is used, there is 1800 mm space left for partial doors/panels.
- Pack quantity:** Top and bottom panel with mounting accessories.

For enclosure		
H	W	Item no.
100+70	400	DPC0714R5
100+70	600	DPC0716R5
100+70	800	DPC0718R5



Ventilated top and bottom panels, DPCV

- Description:** Required to cover the remaining space at the top and bottom. With ventilation slots for added heat dissipation in switchgear enclosures. Used in combination with horizontal dividers CDH/CDHK, partial doors DP, partial panels DPP and cable space door DPA.
- Material:** 1.75 mm steel plate.
- Finish:** RAL 7035 structured powder coating.
- Protection:** Complies with IP 20.
- Mounting requirements:** DPCV covers 200 mm in height of the enclosure. So for a 2000 mm high enclosure when DPCV is used, there is 1800 mm space left for partial doors/panels.
- Pack quantity:** 2 panels with mounting accessories.

For enclosure			
W	H (top)	H (bottom)	Item no.
400	70	100	DPCV0714R5
600	70	100	DPCV0716R5
800	70	100	DPCV0718R5



Floor Standing Enclosures

Steel Range

Accessories | Partial doors

Partial doors, DP

Description:	To divide the enclosure front into sections when used in conjunction with the horizontal divider CDH/CHDK. Equipped with double-bit 3 mm lock (1 lock up to 400 mm, over 400 mm height 2 locks).
Material:	1.75 mm steel plate.
Finish:	RAL 7035 structured powder coating.
Protection:	Complies with IP 44.
Pack quantity:	1 door with hinges, locks and mounting accessories.
Mounting requirements:	Add CDH for MC frames and use CDHK for MK frames. Use DPC/DPCV for top and bottom panels.

For enclosure		
H	W	Item no.
150	400	DP01504R5
150	600	DP01506R5
150	800	DP01508R5
200	400	DP02004R5
200	600	DP02006R5
200	800	DP02008R5
250	400	DP02504R5
250	600	DP02506R5
250	800	DP02508R5
300	400	DP03004R5
300	600	DP03006R5
300	800	DP03008R5
400	400	DP04004R5
400	600	DP04006R5
400	800	DP04008R5
500	400	DP05004R5
500	600	DP05006R5
500	800	DP05008R5
600	400	DP06004R5
600	600	DP06006R5
600	800	DP06008R5
800	600	DP08006R5
800	800	DP08008R5
1000	600	DP10006R5
1000	800	DP10008R5
1200	600	DP12006R5
1200	800	DP12008R5



Partial panels, DPP

Description:	To divide the enclosure front into sections when used in conjunction with the horizontal divider CDH/CDHK when no door is required.
Material:	1.75 mm steel plate.
Finish:	RAL 7035 structured powder coating.
Protection:	Complies with IP 44.
Pack quantity:	1 panel with mounting accessories.
Mounting requirements:	Add CDH for MC frames and use CDHK for MK frames. Use DPC/DPCV for top and bottom panels.

H	W	Item no.
100	400	DPP01004R5
100	600	DPP01006R5
100	800	DPP01008R5
150	400	DPP01504R5
150	600	DPP01506R5
150	800	DPP01508R5
200	400	DPP02004R5
200	600	DPP02006R5
200	800	DPP02008R5
250	400	DPP02504R5
250	600	DPP02506R5
250	800	DPP02508R5
300	400	DPP03004R5
300	600	DPP03006R5
300	800	DPP03008R5
400	400	DPP04004R5
400	600	DPP04006R5
400	800	DPP04008R5



Floor Standing Enclosures

Steel Range

Accessories | Partial doors

Cable space doors, DPA

Description:	To close a vertical cable section. Used in combination with CDV. In order to close the front, top and bottom panels DPC/DPCV are required.
Material:	2 mm steel plate.
Finish:	RAL 7035 structured powder coating.
Protection:	Complies with IP 44.
Mounting requirements:	Add CDH for MC frames and use CDHK for MK frames.
Pack quantity:	1 door with hinges and equipped with double-bit 3 mm espagnolette locking system.

H	W	Item no.
1600	400	DPA1604R5
1600	600	DPA1606R5
1800	400	DPA1804R5
1800	600	DPA1806R5
2000	400	DPA2004R5
2000	600	DPA2006R5



Vertical front panels, DPB

Description:	In order to cover vertical busbar space. Used in combination with CDV.
Material:	2 mm steel plate.
Finish:	RAL 7035 structured powder coating.
Protection:	Complies with IP 44.
Pack quantity:	1 panel with mounting accessories.

For enclosure		
H	W	Item no.
1800	200	DPB18002R5
2000	200	DPB20002R5
2200	200	DPB22002R5



Partial doors for monitor, DPM

Description:	For monitor size 14"-21". Used in combination with the hinged keyboard tray DPK, allows the installation of a PC in any floor standing enclosures. The remaining space will be filled with top and bottom panels DPC and partial doors DP.
Material:	1.75 mm steel plate, viewing area: 4 mm safety glass.
Finish:	RAL 7035 structured powder coating.
Protection:	Complies with IP 44.
Pack quantity:	1 door with hinges and double-bit 3 mm lock.
Mounting requirements:	To be used in combination with keyboard tray DPK. Recommended in combination with CDH to avoid a gap between the above/below panels.

H	W	N° of locks	Item no.
500	600	2	DPM0506R5
600	600	2	DPM0606R5



Hinged keyboard tray, DPK

Description:	Horizontal hinged keyboard tray with lateral sliding mouse pad (L.H. or R.H.). Equipped with panel stay. When the tray is folded out, the enclosure is sealed for dust ingress by a closed chamber.
Material:	1.75 mm steel plate.
Finish:	RAL 7035 structured powder coating.
Protection:	Complies with IP 44.
Sizes:	Max keyboard height 50 mm, width 470 mm, depth 185 mm.
Pack quantity:	1 door with hinges, lock, keyboard mounting support, mouse pad and mounting accessories.

H	W	Item no.
250	600	DPK06R5



Floor Standing Enclosures

Steel Range

Accessories | Baying & lifting

Enclosure baying

Mild steel, combinable enclosures

MCS / MCD

	Required accessories	Page
SIDE BY SIDE BAYING	Simple internal baying, not to be lifted	Internal baying brackets, CCI Side panels, SPM 215 214
	Simple external baying, not to be lifted *1	External baying brackets, CCE Side panels, SPM 216 214
	Simple external baying with small partial doors configuration, not to be lifted *1	External baying brackets, CCE . 3 pcs Short external baying brackets, CCEH . 3 pcs Side panels, SPM 216 217 214
	Internal baying, for when the assembly is to be lifted *2	Internal baying brackets, CCI Corner baying brackets, CCM Side panels, SPM 215 216 214
	External baying, for when the assembly will be lifted *1 *2	External baying brackets, CCE Corner baying brackets, CCM Side panels, SPM 216 216 214
	*1 The rear panel and the enclosure door must be removed to mount the baying brackets *2 The filler plate, MPF , must be moved forward 75 mm to the front from the most rear position	
BAYING IN DEPTH	Rear to rear	Depth baying kit, CJDN Side panels, SPM One per enclosure 217 214
CORNER BAYING	Two lines of enclosures with the same depth or different depths	The combinable MCS enclosure must be used in the corner of two enclosure lines, with the side having the same dimension as the corresponding side dimension of one line, and the front or rear corresponding to the side dimension of the second line. Corner baying kit, CJDS Side panels, SPM . 1 pc for each line of enclosures with proper depth 218 214
OTHER ACCESSORIES	Separation between two bayed enclosures (no IP test done)	Separation plate, SPD Separation plate brackets, CCJ 218 219
	Separation between two bayed enclosures, IP 43	Separation plate, SPD Separation plate brackets, CCJ Separation plate gasket, SPDG 218 219 220
	Lifting	Lifting eyes, LE . 4 pcs per enclosure assembly Lifting devices, LC . 2 pcs per enclosure joining 220 221

Mild steel, compact enclosures

Stainless steel, combinable enclosures

Stainless steel, compact enclosures

MKS / MKD

MCSS / MCDS

EKSS / EKDS

Required accessories	Page	Required accessories	Page	Required accessories	Page
Not available	N/A	Internal baying brackets, CCI Stainless steel side panels, SPMS	215 215	Not available	N/A
Not available	N/A	Not available	N/A	Not available	N/A
Not available	N/A	Not available	N/A	Not available	N/A
Not available	N/A	Internal baying brackets, CCI Corner baying brackets, CCM Stainless steel side panels, SPMS	215 216 215	Not available	N/A
Not available	N/A	Not available	N/A	Not available	N/A

*1 The rear panel and the enclosure door must be removed to mount the baying brackets

*2 The filler plate, **MPF**, must be moved forward 75 mm to the front from the most rear position

Depth baying kit, CJDN	217	Not available	N/A	Not available	N/A
Not available	N/A	The combinable MCSS enclosure must be used in the corner of two enclosure lines, with the side having the same dimension as the corresponding side dimension of one line, and the front or rear corresponding to the side dimension of the second line. Corner baying kit, CJDS Stainless steel side panels, SPMS . 1 pc for each line of enclosures with proper depth	218 215	Not available	N/A
Not available	N/A	Separation plate, SPDS Separation plate brackets, CCJ	219 219		
Not available	N/A	Separation plate, SPDS Separation plate brackets, CCJ Separation plate gasket, SPDG	219 219 220	Not available	N/A
Not available	N/A	Lifting eyes, LE . 4 pcs per enclosure assembly Lifting devices, LC . 2 pcs per enclosure joining	220 221	Not available	N/A

Floor Standing Enclosures

Steel Range

Accessories | Baying & lifting

Side panels, SPM

- Description:

Easy one man assembly. Sealed by an extruded, one piece polyurethane gasket and mounted with 8 screws. Can be replaced by the side door DS.
- Material:

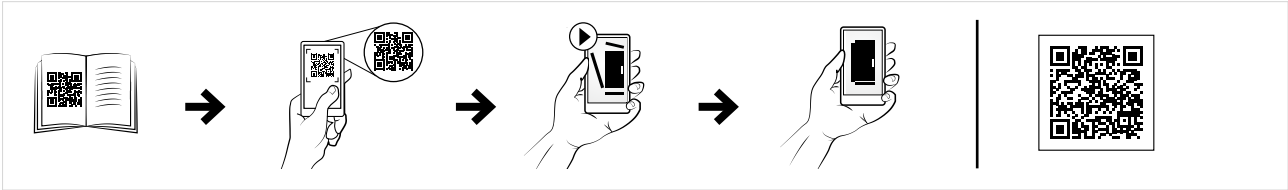

1.5 mm steel plate.
- Finish:

RAL 7035 structured powder coating.
- Protection:

IP 55 | TYPE 12, 13 in combination with MCS. IP66 | TYPE 4, 12, 13 in combination with MCS-HP.
- Pack quantity:

2 panels with mounting accessories.

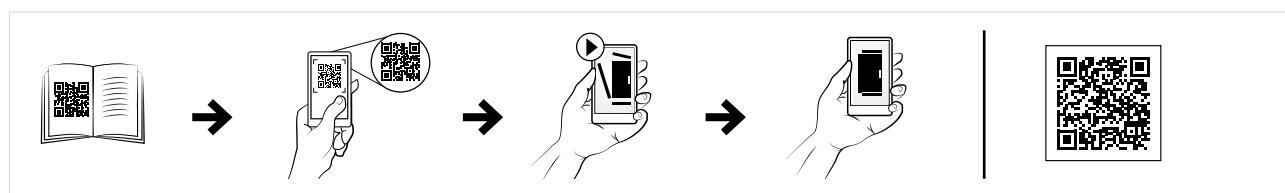
For enclosure		
H	D	Item no.
1100	600	SPM1106R5
1400	600	SPM1406R5
1600	600	SPM1606R5
1800	400	SPM1804R5
1800	500	SPM1805R5
1800	600	SPM1806R5
1800	800	SPM1808R5
2000	400	SPM2004R5
2000	500	SPM2005R5
2000	600	SPM2006R5
2000	800	SPM2008R5
2200	600	SPM2206R5
2200	800	SPM2208R5



Side panels, stainless steel, SPMS

Description:	Easy one man assembly. Sealed by an extruded, one piece polyurethane gasket and mounted with 8 screws.
Material:	1.5 mm AISI 304 / AISI 316L pre-grained stainless steel.
Finish:	400 pre-grained stainless steel.
Protection:	IP 55 TYPE 12, 13 in combination with MCSS. IP66 TYPE 4X, 12, 13 in combination with MCSS-HP.
Pack quantity:	2 panels with mounting accessories.

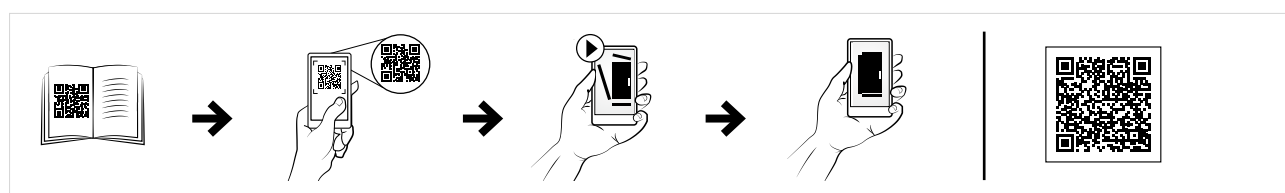

For enclosure		
H	W	Item no.
1800	500	SPMS1805
1800	500	SPMS1805-316
2000	600	SPMS2006
2000	600	SPMS2006-316



Internal baying brackets, CCI

Description:	Quick fixation baying brackets provide a rigid reinforcement of the enclosure assembly. The correct spacing between the enclosures is assured. Tools are not required for installation.
Material:	3 mm zinc plated steel.
Pack quantity:	6 brackets with mounting accessories.

Item no.
CCI06



Floor Standing Enclosures


Steel Range

Accessories | Baying & lifting

Internal corner baying kit, CCM

- Description:** For extra support when bayed enclosures are fully equipped and require lifting. Can be used together with SPD separation plates.
- Material:** 3 mm zinc plated steel.
- Pack quantity:** 4 brackets with mounting accessories.

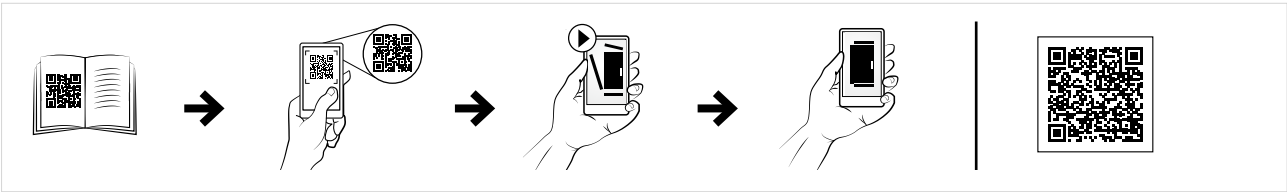
Item no.
CCM04



External baying brackets, CCE

- Description:** Brackets mounted on the outside hole pattern of the frame ensuring a strong and 3 dimensional alignment of the mild steel bayed enclosures with an "auto spacer" function. This method of baying enclosures also has the advantage of creating a direct earthing connection between the enclosure frames.
- Material:** 3 mm zinc plated steel.
- Pack quantity:** 6 brackets with mounting accessories.

Item no.
CCE06



Short external baying brackets, CCEH

Description:

Short brackets mounted on the outside hole pattern of the frame of the bayed enclosures with an "auto spacer" function. Specially designed for small doors/panels configuration. This method of baying mild steel enclosures has also the advantage of creating a direct earthing connection between the enclosure frames.

Material:

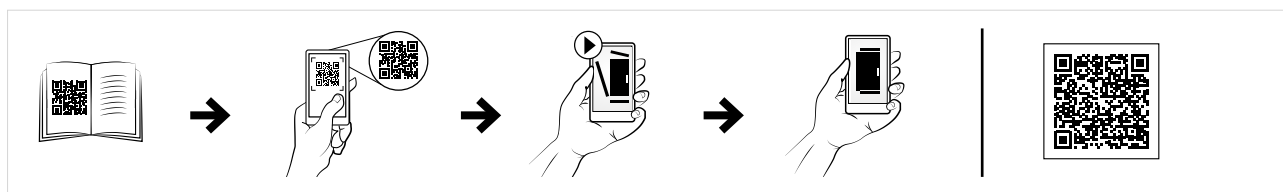
3 mm zinc plated steel.

Pack quantity:

6 brackets with mounthing material.


Item no.

CCEH06



Depth baying kit, CJDN

Description:

For baying enclosures rear to rear.

Material:

Covers: 2 mm mild steel. Brackets: 3 mm zinc plated steel.

Finish:

RAL 7035.

Protection:

IP 55

Pack quantity:

1 kit with mounting accessories.


For enclosure

H	W	Item no.
1800	600	CJDN1806R5
1800	800	CJDN1808R5
1800	1000	CJDN1810R5
2000	600	CJDN2006R5
2000	800	CJDN2008R5
2000	1000	CJDN2010R5
2200	600	CJDN2206R5
2200	800	CJDN2208R5

Floor Standing Enclosures


Steel Range

Accessories | Baying & lifting

Corner baying kit, CJDS

- Description:** The enclosures can be bayed together side to front or side to side. The IP rating is thus maintained.
- Material:** 3 mm zinc plated steel.
- Pack quantity:** 1 set.
- Mounting requirements:** On corner configurations, door hinges must be mounted facing each other on the central area. An extra enclosure is needed in the corner with dimensions corresponding to the depths of the adjacent enclosures.

Item no.
CJDS12



Separation plates for MCS and MCD enclosures, SPD

- Description:** Separates two bayed MCS/MCD enclosures.
- Material:** 1.5 mm zinc plated steel.
- Mounting requirements:** IP 43 | TYPE 1 sealing can be obtained by using SPDG gasket. CCJ brackets are required to mount the SPD into the enclosures. To bay enclosures together, use CCM and CCI brackets. For EMI shielding the SPDEG gasket must be used.
- Pack quantity:** 1 piece.

For enclosure		Item no.
H	D	
1800	400	SPD1804
1800	500	SPD1805
1800	600	SPD1806
2000	400	SPD2004
2000	500	SPD2005
2000	600	SPD2006
2000	800	SPD2008
2200	600	SPD2206
2200	800	SPD2208

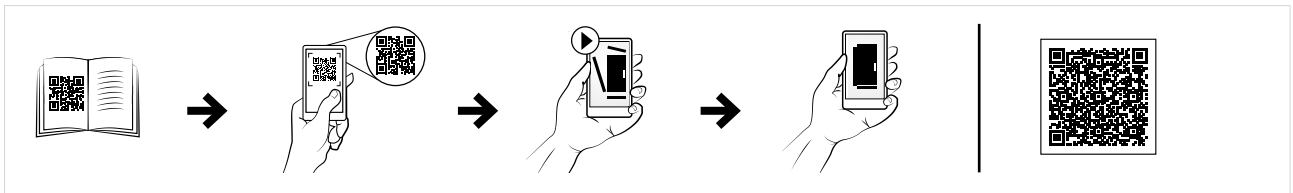


Separation plates for MCSS, MCDS and ECOM enclosures, SPDS

Description:	Separates two bayed MCSS/MCDS/ECOM enclosures.
Material:	1.5 mm zinc plated steel.
Mounting requirements:	IP 43 TYPE 1 sealing can be obtained by using SPDG gasket. CCJ brackets are required to mount the SPDS into the enclosures. To bay enclosures together, use CCM and CCI brackets. For EMI shielding the SPDEG gasket must be used.
Pack quantity:	1 piece.



For enclosure		
H	D	Item no.
1800	500	SPDS1805
2000	600	SPDS2006



Separation plate brackets, CCJ

Description:	Mounted to the enclosure's frame. Can be used on both vertical and the horizontal profiles.
Material:	3 mm zinc plated steel.
Pack quantity:	6 brackets with mounting accessories.

Item no.
CCJ06



Separation plate gasket, SPDG

Description:	To obtain IP 43 TYPE 1 sealing in combination with the separation plate SPD/SPDS.
Material:	Neoprene 5x15/20.
Pack quantity:	6 m.

Item no.
SPDG01



Floor Standing Enclosures


Steel Range

Accessories | Baying & lifting

Baying gasket for IP66, HPPG01

- Description:** To obtain IP66 | Type 4 (4X), 12, 13 sealing in bayed configuration of MCS-HP/MCSS-HP in combination with CCI06 and CCM04.
- Material:** EPDM, 5 mm thickness.
- Pack quantity:** 1 pad compatible with all enclosure dimensions.

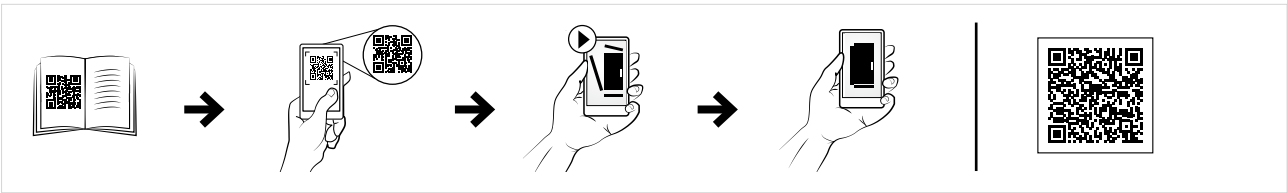
Item no.
HPPG01



Lifting eye bolts, LE

- Description:** Mounts directly to the frame corner pieces of the enclosure for when lifting operations are required. Complies with DIN 580 lifting requirements. M12 thread.
- Maximum load:** 3400N per lifting eye with max angle of 45°. Please follow nVent HOFFMAN lifting instructions.
- Pack quantity:** 4 pieces.

Material	Item no.
Zinc plated	LE9304
Stainless steel 304	LE9304SS
Stainless steel 316L	LE9316SS

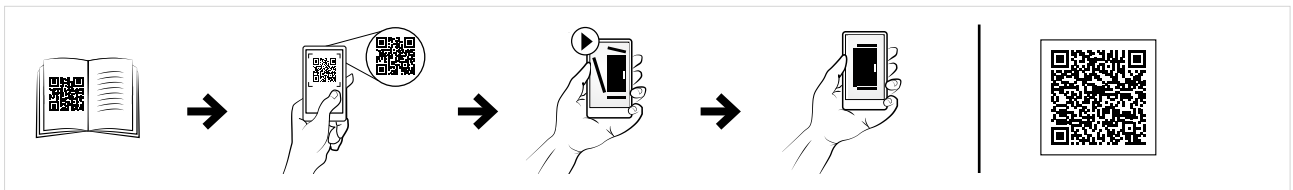



Lifting devices, LC

Description: For optimal weight distribution when lifting bayed enclosures. To be used in combination with baying bracket.

Pack quantity: 2 pieces with mounting accessories.

Material	Item no.
Zinc plated	LC02
Stainless steel 316L	LC02-316



Lifting kit, MCK

Description: For lifting the enclosure together with the top cable frame MCU of 200 mm high. Mounted directly into the enclosure's frame and therefore releasing the MCU from any strain. 300 mm high MCUs must be lifted separately.

Pack quantity: 4 spindles with lifting eyes according to DIN 580 lifting instructions.

Item no.
MCK04



Floor Standing Enclosures

Steel Range

Accessories | Thermal

Ventilation roofs, CVR

Description:	Raised roof with 2.5 mm ventilation slots and filter material.
Material:	1.5 mm steel plate. Filter material: EU 4 according to DIN 24185.
Finish:	RAL 7035 structured powder coating.
Temperature resistance:	100 °C.
Protection:	Complies with IP 31 TYPE 1.
Pack quantity:	1 piece with mounting brackets and ventilation filter.
Note:	Increases the enclosure height by 40 mm.

For enclosure		
W	D	Item no.
500	500	CVR0505R5
600	300	CVR0603R5
600	400	CVR0604R5
600	500	CVR0605R5
600	600	CVR0606R5
600	800	CVR0608R5
800	300	CVR0803R5
800	400	CVR0804R5
800	500	CVR0805R5
800	600	CVR0806R5
800	800	CVR0808R5
800	900	CVR0809R5
1000	300	CVR1003R5
1000	400	CVR1004R5
1000	500	CVR1005R5
1000	600	CVR1006R5
1000	800	CVR1008R5
1200	300	CVR1203R5
1200	400	CVR1204R5
1200	500	CVR1205R5
1200	600	CVR1206R5
1200	800	CVR1208R5
1600	400	CVR1604R5
1600	500	CVR1605R5
1600	600	CVR1606R5



Fan roof plates, CFR

Description:	For mounting a combination of 6 fans DFN or closing plates DFC for unused holes in the top of the enclosure.
Material:	2 mm zinc plated steel.
Mounting requirements:	Add Ventilation roof CVR. Use fan DFN. Unused holes should be closed with DFC.
Pack quantity:	1 piece with mounting accessories.

W	D	N° of cut outs	Item no.
600	600	6	CFR0606
600	800	6	CFR0608
800	600	6	CFR0806
800	800	6	CFR0808



Ventilation fans, DFN

Description:	Two ventilation fan versions: DFN01 for mounting to a surface from below, DFN02 for mounting on top of a surface, with flow always pointing upwards. Extra contact provided for thermostat connection.
Voltage:	220-240 VAC.
Air circulation:	160 m³/h.
Power of the fan:	19 Watt.
Pack quantity:	1 set with finger guards and mounting screws.
Note:	For easy connection use wiring kit DFN61.

Description	Item no.
Inside mounting	DFN01
Top mounting	DFN02

When ventilator holes are not used they can be closed with DFC closing plates.



Wiring kit, DFN61

Description:	Wiring kit for a maximum connection of 6 fans (DFN) and 1 thermostat/hygrostat (ETR/ETF). The thermostat or hygrometer can be connected through the separate terminal mounted on the side.
Pack quantity:	1 set containing: 1 DIN rail 15 cm 1 L-connector block 1 N-connector block 1 PE-connector block 1 Free terminal 1 Power cable with Schuko/UTE plug, 2,5 m 6 Pieces blue connection cables 81 cm 6 Pieces black connection cables 81 cm 6 Pieces green/yellow earthing cables 81 cm 6 Pieces self adhesive cable feet 8 Mounting screws.

Item no.
DFN61



Closing plates, DFC

Description:	Closing plate for an unused fan (DFN) opening.
Material:	1.5 mm zinc plated steel.
Pack quantity:	4 piece with mounting accessories.

Item no.
DFC04



Floor Standing Enclosures

Steel Range

Accessories | Thermal

Spacer kits, CVK

- Description:

Provides ventilation by raising the enclosure's roof panel 15 mm (CVK15), 50 mm (CVK50).
- Material:

Zinc plated steel.
- Pack quantity:

4 pieces with mounting accessories.

Description	Item no.
Raises the roof 15 mm	CVK15
Raises the roof 50 mm	CVK50



Ventilated bottom plates, CVB

- Description:


Can be used in combination with a ventilated plinth PV. 33% ventilated.
- Material:

1.5 mm perforated zinc plated steel.
- Pack quantity:

3 pieces, 4 pieces for D>600mm, with mounting material.
- Mounting requirements:

Use in combination with ventilated plinths PV.

For enclosure		Item no.
W	D	
600	400	CVB0604
600	500	CVB0605
600	600	CVB0606
600	800	CVB0608
800	400	CVB0804
800	500	CVB0805
800	600	CVB0806
800	800	CVB0808
1000	400	CVB1004
1000	500	CVB1005
1000	600	CVB1006
1000	800	CVB1008
1200	600	CVB1206
1200	800	CVB1208



Floor Standing Enclosures

Steel Range

Accessories | Cabling

01


Floor Standing Enclosures

1

Section profiles for cable entry, SCE

- Description:** For sealing the cable entry between gland plates. Forms a tight seal around cables and fills gaps to prevent dust from entering. The foam is pre-fitted in the section profile that can be easily mounted in the bottom plates thanks to its click-in fixing solution. An alternative to the bottom plate gasket kit BG01.
- Material:** Extruded PVC section profile. Gasket: adhesive foam with cross-section of 30 x 25 mm.
- Pack quantity:** 1 set consisting of 2 click-in section profiles with foam rubber.

For enclosure	
W	Item no.
600	SCE600
800	SCE800
1000	SCE1000
1200	SCE1200



Cable entry foam and bottom plate gaskets, BG

- Description:** The bottom of the enclosure is sealed by the use of an adhesive gasket applied on to the frame around the openings at the bottom of the enclosure. The cables are sealed by the addition of adhesive foam placed between the bottom plates. The elasticity and the size of this foam ensures a tight seal around most cables.
- Pack quantity:** 1.6 m adhesive foam (30 x 25 mm) and 6 m adhesive gasket (4.5 x 8 mm). For 1600 mm wide enclosures please order 2 sets.

Item no.
BG01



Inside cable fixing bars, CAB

- Description:** Mounted above the bottom plates. Holds standard cable clamps CAC to secure incoming cables. Fully adjustable in depth. When EMC shielded earthing cables are connected to the support bar the Faraday effect will be kept intact for maximum EMI shielding.
- Material:** 2 mm zinc plated steel.
- Pack quantity:** 2 bars with mounting accessories.
- Mounting requirements:** Add CAC clamps depending on diameter of the cable(s).

For enclosure	
W	Item no.
400	CAB400
600	CAB600
800	CAB800
1000	CAB1000
1200	CAB1200



Floor Standing Enclosures

Steel Range

Accessories | Cabling

Outside cable fixing bars, CABP

Description:	Suspended below the bottom plates, thereby maximizing the full usable space in the enclosure. Holds standard cable clamps CAC to secure incoming cables. Fully adjustable in depth. When EMC shielded earthing cables are connected to the support bar the Faraday effect will be kept intact for maximum EMI shielding.
Material:	2 mm zinc plated steel.
Pack quantity:	2 bars with mounting accessories. For 1200 mm wide, 4 bars with mounting accessories.
Mounting requirements:	Add CAC clamps depending on diameter of cable.

For enclosure	
W	Item no.
400	CABP400
500	CABP500
600	CABP600
800	CABP800
1000	CABP1000
1200	CABP1200



Cable clamps, CAC

Description:	To secure incoming cables onto the fixing bars CAB and CABP. Holds the cable in position and supports the weight.
Material:	Zinc plated steel.
Pack quantity:	25 clamps.
Mounting requirements:	Add CAB/CABP to mount the cable clamps CAC.

Size	Item no.
06-12	CAC0612
10-14	CAC1014
12-16	CAC1216
14-18	CAC1418
18-22	CAC1822
22-26	CAC2226
26-30	CAC2630
30-34	CAC3034
34-38	CAC3438
38-42	CAC3842
42-46	CAC4246
58-64	CAC5864




Split bottom plates stainless steel, CBPS

Description:	Fitted in place of the standard one piece bottom plate, allows direct cable entry. To achieve perfect sealing around the cables use the gasket kit BG01.
Material:	AISI 304 / AISI 316L pre-grained stainless steel.
Bottom plates:	1.5 mm.
Finish:	400 pre-grained stainless steel.
Pack quantity:	1 kit of two part bottom plate.

For enclosure		
W	D	Item no.
600	400	CBPS0640
600	400	CBPS0640-316
600	500	CBPS0650
600	500	CBPS0650-316
600	600	CBPS0660
600	600	CBPS0660-316
800	400	CBPS0840
800	400	CBPS0840-316
800	500	CBPS0850
800	500	CBPS0850-316
800	600	CBPS0860
800	600	CBPS0860-316
1000	400	CBPS1040
1000	400	CBPS1040-316
1000	500	CBPS1050
1000	500	CBPS1050-316
1000	600	CBPS1060
1000	600	CBPS1060-316

For enclosures 1200 mm & 1600 mm wide use 2 x 600 mm & 2 x 800 mm wide bottom plates.



Raised side doors, DNSR

Description:	A 200 mm wide cover with cable entrances in top and bottom. Supplied with one gland plate and gasket. Hole pattern equals enclosure's frame to mount cable fixing bars.
Material:	2 mm.
Finish:	RAL 7035 structured powder coating.
Protection:	Complies with IP 33 TYPE 1 in combination with MM connector plate and gasket SPDG01. Door frame optional.
Mounting requirements:	Add a separation plate SPD or marshalling plate MM to mount connectors and separate the side compartment.
Pack quantity:	1 piece with mounting accessories.

For enclosure		
H	D	Item no.
2000	500	DNSR2005R5
2000	600	DNSR2006R5



Floor Standing Enclosures

Steel Range

Accessories | Cabling

Marshalling plates, MM

Description:	Connector plate between two enclosures, or to be used in combination with a raised side door (DNSR). Hole pattern for 24 pin connectors. With MMG cover plates, it can be adapted to 16 pin connectors.
Material:	2 mm zinc plated steel.
Pack quantity:	1 piece.
Mounting requirements:	Add CCJ12. Add raised side door DNSR for covering and protection of the connection. Add cover plates MMG for unused cut-outs or to adapt to different connector sizes.


For enclosure		
H	D	Item no.
1800	500	MM1805
1800	600	MM1806
2000	500	MM2005
2000	600	MM2006



Cover plates, MMG

Description:	To cover unused connector cut-outs of a marshalling plate MM, or to adapt to 16 pins connectors to allow the mix of both connector types.
Material:	2 mm zinc plated steel.
Pack quantity:	For quantity see table. Including mounting accessories and seal.

Description	Size	Pack quantity	Item no.
Cover plate	16 pin	20	MMG16
Cover plate	24 pin	20	MMG24
Adapter plate	4 x 16 pin	1	MMG0416
Adapter plate	24 - 16 pin	4	MMG2416
Cover plate	4 x 24 pin	1	MMG4024



Front/rear top frames, MCU

Description:	For cable entry and routing or for installation of a power distribution system. Fixed to the top of the enclosure by four M12 screws. Available in 200 mm and 300 mm heights. The enclosure roof plate CCR can be used to close the top. For lifting a 200 mm high MCU together with an enclosure a separate lifting kit MCK is needed. 300 mm high MCU's must be lifted separately.
Side panels:	MCUP supplied as an accessory.
Material:	Frame in 1.75 mm steel plate, panels in 1.35 mm steel plate.
Finish:	RAL 7035 structured powder coating.
Protection:	Complies with IP 41.
Pack quantity:	1 piece with front and back panels including mounting accessories (without roof plate).

For enclosure			
H	W	D	Item no.
200	400	600	MCU2046R5
200	600	500	MCU2065R5
200	600	600	MCU2066R5
200	800	500	MCU2085R5
200	800	600	MCU2086R5
200	1000	500	MCU2105R5
200	1000	600	MCU2106R5
200	1200	500	MCU2125R5
200	1200	600	MCU2126R5
300	600	600	MCU3066R5
300	800	600	MCU3086R5
300	1000	600	MCU3106R5
300	1200	600	MCU3126R5



Side top frames, MCUP

Description:	For covering the sides of the top cabling frame MCU. Fixed with 4 screws.
Material:	1.35 mm steel plate.
Finish:	RAL 7035 structured powder coating.
Pack quantity:	2 panels with mounting accessories.

For enclosure		
H	D	Item no.
200	500	MCUP205R5
200	600	MCUP206R5
300	600	MCUP306R5
300	800	MCUP308R5



Floor Standing Enclosures

Steel Range

Accessories | Cabling

Front/rear bottom frames, PCU

Description:	For fixing and routing of cables or mounting of busbar. Identical hole pattern to the enclosure's frame makes all relevant accessories (e.g. CLPF, CLPK, etc) possible to mount. Fixed to the base of the enclosure by M12 screws (provided). Standard height 300 mm (200 mm available on request only).
Material:	Frame in 1.75 mm steel plate, panels in 1.35 mm steel plate.
Finish:	RAL 7035 structured powder coating.
Protection:	Complies with IP 41 TYPE 1.
Mounting requirements:	Add side panels PCUP to close the sides.
Pack quantity:	1 piece with front and back cover plates with mounting accessories.

For enclosure			
H	W	D	Item no.
300	400	600	PCU3046R5
300	400	800	PCU3048R5
300	600	600	PCU3066R5
300	600	800	PCU3068R5
300	800	600	PCU3086R5
300	800	800	PCU3088R5
300	1000	600	PCU3106R5
300	1000	800	PCU3108R5
300	1200	600	PCU3126R5
300	1200	800	PCU3128R5



Side panels, PCUP

Description:	For covering the sides of the bottom cabling frame PCU. Fixed with 4 screws.
Material:	1.35 mm steel plate.
Finish:	RAL 7035 structured powder coating.
Pack quantity:	2 panels with mounting accessories.

For enclosure		
H	D	Item no.
300	600	PCUP306R5
300	800	PCUP308R5



Floor Standing Enclosures

Steel Range

Accessories | Earthing

01

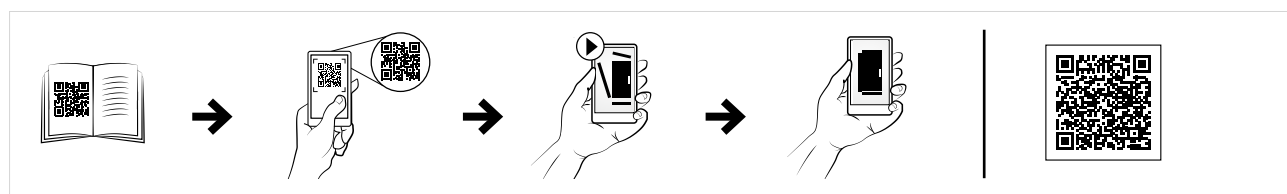
Floor Standing Enclosures

1

Earthing cables, ECFA

- Description:** For earthing between metallic parts.
- Material:** 6 mm² copper wire (yellow-green).
- Pack quantity:** 10 pieces.
- Mounting requirements:** Add connection set ECF for fixing cable to painted frame.

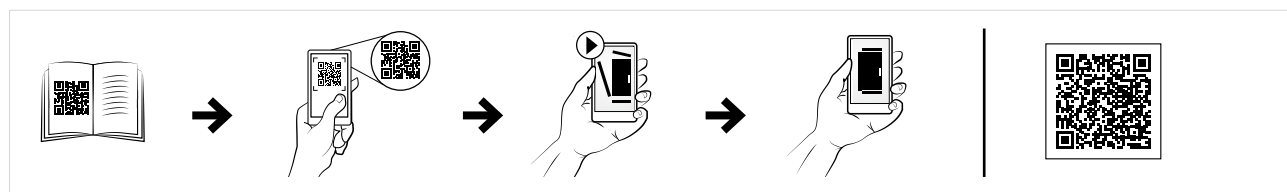
Length	Connection size	Item no.
220 mm	M6 / M8	ECFA220
300 mm	M8 / M8	ECFA300



Earthing straps, ECFE

- Description:** For earthing and potential compensation between panels, parts and the enclosure's frame.
- Length:** 300 mm.
- Material:** Tinned electrolytic copper 0.15 mm wire.
- Working temperature:** Up to 105°C.
- Pack quantity:** 10 pieces.
- Mounting requirements:** Add ECF connection set for fixing strap to painted frame.

Cross sectional area	Holes diam.	Current (A)	Item no.
16 mm ²	8.5	120 A	ECFE1630
25 mm ²	10.5	150 A	ECFE2530



Floor Standing Enclosures

Steel Range

Accessories | Earthing

Earthing connections for frames, ECF

Description: Earthing connections for fixing the earthing straps and cables to the enclosure's frame.

Pack quantity: 10 sets.

Bolt size	Item no.
M6	ECF06
M8	ECF08



Earthing connection for panels, ECP

Description: Earthing connection for fixing the earthing straps and cables to panels, mounting plates or profiles.

Pack quantity: 10 sets.

Bolt size	Item no.
M6	ECP06
M8	ECP08




Central earthing point, ECFP

Description: Provides earthing contact surface on horizontal or vertical frame profiles. For a secure earthing point with multiple connections.

Material: Galvanized steel.

Pack quantity: 3 central earthing points with mounting accessories. M8 earthing kit included for the three holes.

Item no.
ECFP08



Floor Standing Enclosures Steel Range

Accessories | Protection

01

Floor Standing Enclosures

1

Protective fan covers, EFCS

Description: Provides additional protection to the filter fans against the ingress of water in outdoor or wash down environments. Folded and seam welded. (Machining is required).

Material: 1.5 mm stainless steel AISI 304/ AISI 316L.

Finish: 400 pre-grained stainless steel.

Pack quantity: 1 piece with mounting accessories.

For enclosure				
H	W	D	Suitable for fans	Item no.
275	175	100	EF100 / EF200	EFCS20
375	275	100	EF250 / EF300	EFCS25-30
450	350	100	EF500 / EF700	EFCS50-60
275	175	100	EF100 / EF200	EFCS20-316
375	275	100	EF250 / EF300	EFCS25-30-316
450	350	100	EF500 / EF700	EFCS50-60-316



Rain hoods, MSST

Description: To be fitted as extra protection on stainless steel enclosures. The roof is slightly sloped and has a dripstrip.

Material: 1.5 mm stainless steel AISI 304 / AISI 316L.

Finish: 400 pre-grained stainless steel.

For enclosure		
W	D	Item no.
600	400	MSST0640
600	400	MSST0640-316
600	500	MSST0650
600	500	MSST0650-316
600	600	MSST0660
600	600	MSST0660-316
800	400	MSST0840
800	400	MSST0840-316
800	500	MSST0850
800	500	MSST0850-316
800	600	MSST0860
800	600	MSST0860-316
1000	400	MSST1040
1000	400	MSST1040-316
1000	500	MSST1050
1000	500	MSST1050-316
1000	600	MSST1060
1000	600	MSST1060-316
1200	400	MSST1240
1200	400	MSST1240-316
1200	500	MSST1250
1200	500	MSST1250-316
1200	600	MSST1260
1200	600	MSST1260-316
1600	400	MSST1640
1600	400	MSST1640-316



Floor Standing Enclosures

Aluminium Range | Aluminium

Combinable, double wall | ECOM

IP 66 | TYPE 4X, 12, 13 | IK 10



Material:

Aluminium ALMg3. Door: 2 mm. Rear panel: 2 mm. Rain hood: 2 mm. Bottom plate: 2 mm.

Frame:

AISI 304L pre-grained stainless steel. Frame: 1.5 mm. Seam welded reversed open profiles with 25 mm hole pattern according to DIN 43660.

Door:

Double walled with top and bottom ventilation openings, allowing air flow. Mounted with concealed hinges, allowing left or right hand opening.

Rear panel:

Double walled with top and bottom ventilation openings allowing air flow. Fastened from the inside. Standard facilities for rear door mounting.

Rainhood:

Sloped rainhood with integrated rain gutter and ventilation channels around the perimeter.

Side panels:

Supplied as an accessory.

Bottom plates:

One piece bottom plate, with injected polyurethane gasket to ensure maximum sealing.

Lock:

Espagnolette 4-point locking system. Does not interfere with the enclosure inner space. Standard lift handle with security lock.

Earthing:

Internal panels are earthed through their fittings and are equipped with a separate earthing stud.

Finish:

RAL 7035 structured powder coating 100% polyester.

Protection:

Complies with IP 66 | TYPE 4X, 12, 13 | IK 10, when bottom plate is fitted.

Approvals:

Climatic and Chemically active substances resistance according to EN61969-3 "Mechanical structures for electronic equipment. Outdoor enclosures".

Delivery:

Frame with fitted door and lifthandle, rear panel and rain hood. Delivery also includes earthing bolts. Delivered on a pallet which is identical to the width of the enclosure to allow baying without removal. All packing material is recyclable. Mounting plate and side panels are not included in the standard delivery.



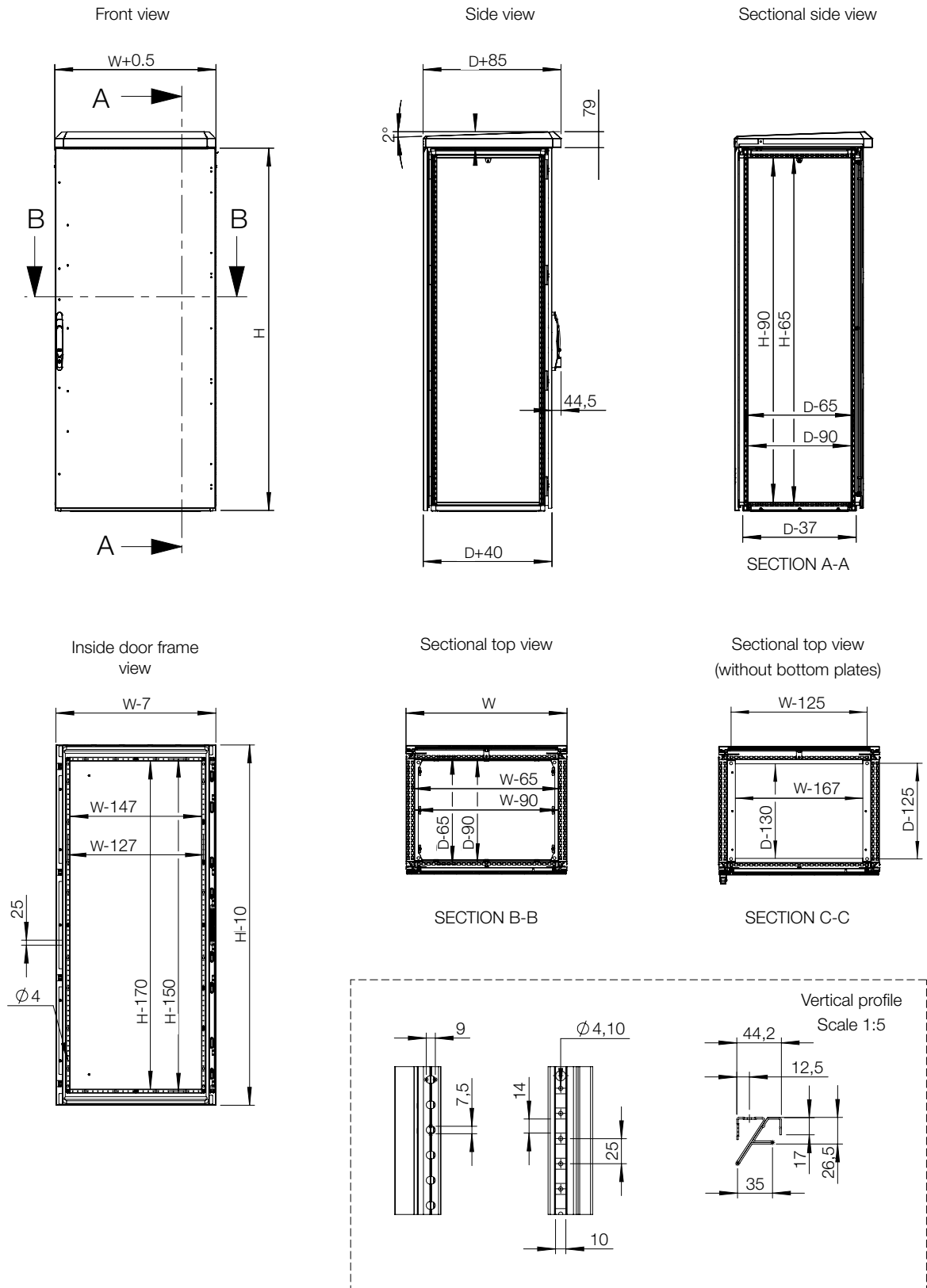
Dimensional table | ECOM

IP 66 | TYPE 4X, 12, 13 | IK 10

Without mounting plate

Enclosure dimensions			Item no.
H	W	D	
1600	600	600	ECOM16066
1600	800	600	ECOM16086
1800	600	600	ECOM18066
1800	800	600	ECOM18086
2000	600	600	ECOM20066
2000	800	600	ECOM20086






Floor Standing Enclosures

Aluminium Range | Aluminium

Compact, double wall | EKOM

IP 66 | TYPE 4X, 12, 13 | IK 10



**Material:**

Aluminium AlMg3. Frame: 2 mm. Door: 2 mm. Rear panel: 2 mm. Rain hood: 2 mm. Double wall: 2 mm.

Body:

One piece enclosure body. Integrated depth profiles with hole pattern, allowing mounting plate to be adjusted in depth. The frame in multiple door versions, is divided into individual modules by means of vertical dividers.

Door:

Double walled with top and bottom ventilation openings, allowing air flow. Mounted with concealed hinges, allowing left or right hand opening. Multiple door version has individual lockable doors.

Rear panel:

Fastened from the inside. Standard facilities for rear door mounting.

Double wall:

Rear and lateral double walls with top and bottom ventilation openings allowing air flow.

Rainhood:

Sloped rainhood with integrated rain gutter and ventilation channels in the perimeter.

Lock:

Espagnolette multiple point locking system. Standard swing handle with security lock.

Bottom plates:

Supplied as accessory.

Earthing:

All panels are earthed through their fittings and are equipped with a separate earthing stud.

Finish:

RAL 7035 structure powder coating 100% polyester.

Protection:

Complies with IP 66 | TYPE 4X, 12, 13 | IK 10, when a bottom plate is fitted.

Approvals:

Climatic and Chemically active substances resistance according to EN61969-3 "Mechanical structures for electronic equipment. Outdoor enclosures".

Delivery:

Frame with fitted door with swinghandle, rear panel, rain hood and double walls. Delivery also includes earthing bolts. Delivered on a pallet which is identical to the width of the enclosure to allow baying without removal. All packing material is recyclable. Mounting plate and bottom plates are not included in the standard delivery.



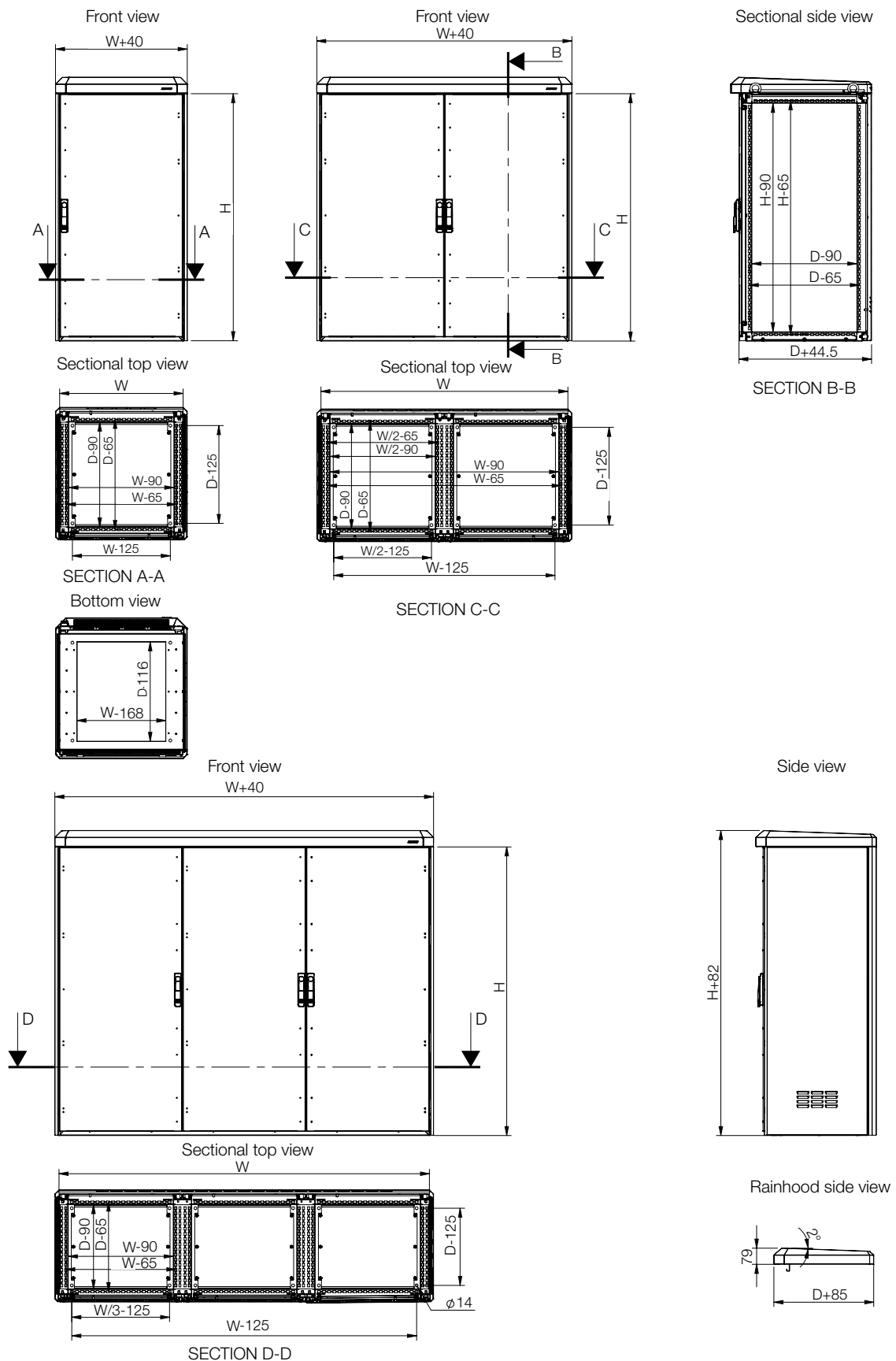
Dimensional table | EKOM

IP 66 | TYPE 4X, 12, 13 | IK 10

Without mounting plate / bottom plate

Enclosure dimensions			N° of doors	Item no.
H	W	D		
1200	600	600	1	EKOM12066
1200	800	600	1	EKOM12086
1200	1200	600	2	EKOM12126
1400	600	600	1	EKOM14066
1400	800	600	1	EKOM14086
1400	1800	500	3	EKOM14185





Floor Standing Enclosures

Aluminium Range | Aluminium

Compact, single wall | EKOM-SW

IP 66 | TYPE 4X, 12, 13 | IK 10



Material:

Aluminium AlMg3. Frame: 2 mm. Door: 2 mm. Rear panel: 2 mm. Rain hood: 2 mm.

Body:

One piece enclosure body. Integrated depth profiles with hole pattern, allowing mounting plate adjustable in depth. The frame in multiple door versions, is divided into individual modules by means of vertical dividers.

Door:

Double walled with top and bottom ventilation openings, allowing air flow. Mounted with concealed hinges, allowing left or right hand opening. Multiple door version has individual lockable doors.

Rear panel:

Fastened from the inside. Standard facilities for rear door mounting.

Rainhood:

Sloped rainhood with integrated rain gutter and ventilation channels in the perimeter.

Lock:

Espagnolette multiple point locking system. Standard swing handle with security lock.

Bottom plates:

Supplied as accessory.

Earthing:

All panels are earthed through their fittings and are equipped with a separate earthing stud.

Finish:

RAL 7035 structure powder coating 100% polyester.

Protection:

Complies with IP 66 | TYPE 4X, 12, 13 | IK 10, when a bottom plate is fitted.

Approvals:

Climatic and Chemically active substances resistance according to EN61969-3 "Mechanical structures for electronic equipment. Outdoor enclosures".

Delivery:

Frame with fitted door with swinghandle, rear panel, rain hood. Delivery also includes earthing bolts. Delivered on a pallet which is identical to the width of the enclosure to allow baying without removal. All packing material is recyclable. Mounting plate and bottom plates are not included in the standard delivery.



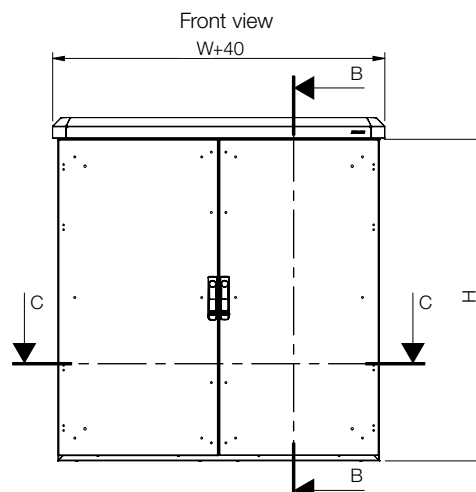
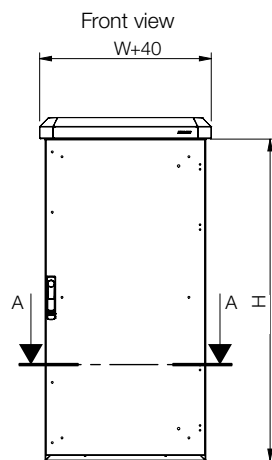
Dimensional table | EKOM-SW

IP 66 | TYPE 4X, 12, 13 | IK 10

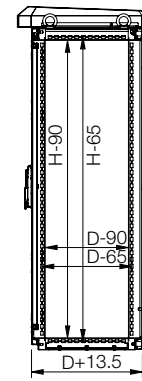
Without mounting plate / bottom plate

Enclosure dimensions			N° of doors	Item no.
H	W	D		
1200	600	400	1	EKOM12064-SW
1200	600	600	1	EKOM12066-SW
1200	800	400	1	EKOM12084-SW
1200	800	600	1	EKOM12086-SW
1200	1200	400	2	EKOM12124-SW
1400	1800	400	3	EKOM14184-SW



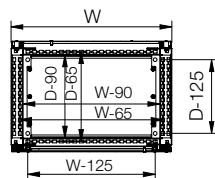


Sectional side view



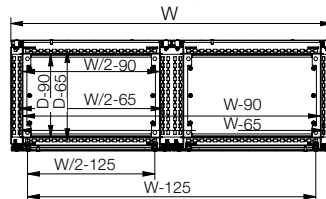
SECTION B-B

Sectional top view



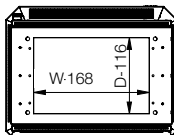
SECTION A-A

Sectional top view

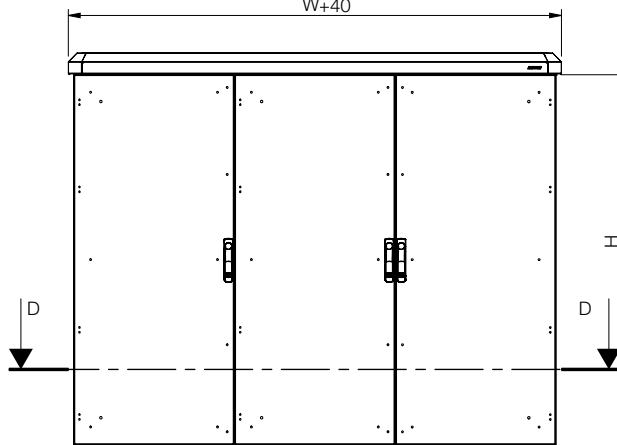


SECTION C-C

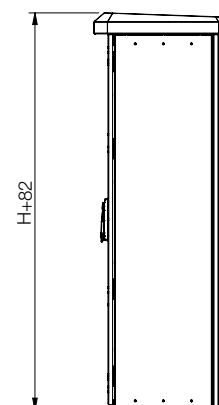
Bottom view



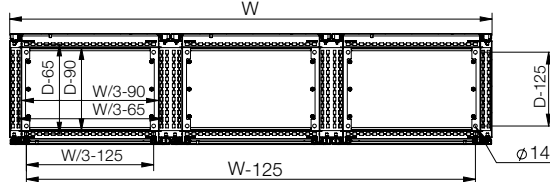
Front view
W+40



Side view

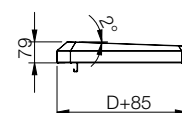


Sectional top view
W
















SECTION D-D

Rainhood side view



Accessories selection matrix | ECOM

										
Enclosure				Mounting						
	H	W	D	Mounting plate	Aluminium mounting plate	Mounting profile, in H	Mounting profile, in W	Mounting profile, in D	Outer mounting profile, in W	Outer mounting profile, in D
ECOM16066	1600	600	600	MP1606	MPAL1606	CLPF1600	CLPF600	CLPF600	CLPO600	CLPO600
ECOM16086	1600	800	600	MP1608	MPAL1608	CLPF1600	CLPF800	CLPF600	CLPO800	CLPO600
ECOM18066	1800	600	600	MP1806	MPAL1806	CLPF1800	CLPF600	CLPF600	CLPO600	CLPO600
ECOM18086	1800	800	600	MP1808	MPAL1808	CLPF1800	CLPF800	CLPF600	CLPO800	CLPO600
ECOM20066	2000	600	600	MP2006	MPAL2006	CLPF2000	CLPF600	CLPF600	CLPO600	CLPO600
ECOM20086	2000	800	600	MP2008	MPAL2008	CLPF2000	CLPF800	CLPF600	CLPO800	CLPO600

									
Enclosure				Mounting					
	H	W	D	Click in profile, in W	Click in profile, in D	Mounting profiles (19") *	Brackets for fixing 19" mounting profiles	Carrier bars, in D	Carrier bars, in W
ECOM16066	1600	600	600	CLPK600	CLPK600	CIP33	CIB600	CB600	CB600
ECOM16086	1600	800	600	CLPK800	CLPK600	CIP33	CIB800	CB600	CB800
ECOM18066	1800	600	600	CLPK600	CLPK600	CIP38	CIB600	CB600	CB600
ECOM18086	1800	800	600	CLPK800	CLPK600	CIP38	CIB800	CB600	CB800
ECOM20066	2000	600	600	CLPK600	CLPK600	CIP42	CIB600	CB600	CB600
ECOM20086	2000	800	600	CLPK800	CLPK600	CIP42	CIB800	CB600	CB800
* CIB, CID or CIWR are required.									










							
Enclosure				Fixing	Cable	Baying	
	H	W	D	Plinth (100 mm height)	Aluminium bottom plates	Double wall aluminium side panels	Segregation plate *
ECOM16066	1600	600	600	PFAL1066	CBPA066	SPMA1606	-
ECOM16086	1600	800	600	PFAL1086	CBPA086	SPMA1608	-
ECOM18066	1800	600	600	PFAL1066	CBPA066	SPMA1806	-
ECOM18086	1800	800	600	PFAL1086	CBPA086	SPMA1808	-
ECOM20066	2000	600	600	PFAL1066	CBPA066	SPMA2006	SPDS2006
ECOM20086	2000	800	600	PFAL1086	CBPA086	SPMA2008	SPDS2006
* CCJ is required.							




Accessories selection matrix | EKOM

01

Floor Standing Enclosures










1


												
Enclosure				Mounting								
	H	W	D	Mounting plate	Aluminium mounting plate	Mounting profile, in H	Mounting profile, in W	Mounting profile, in D	Click in profile, in W	Click in profile, in D	Outer mounting profile, in W	Outer mounting profile, in D
EKOM12066	1200	600	600	MP1206	MPAL1206	CLPF1200	CLPF600	CLPF600	CLPK600	CLPK600	CLPO600	CLPO600
EKOM12086	1200	800	600	MP1208	MPAL1208	CLPF1200	CLPF600	CLPF600	CLPK800	CLPK600	CLPO600	CLPO600
EKOM12126	1200	1200	600	2x MP1206	2x MPAL1206	CLPF1200	2x CLPF600	2x CLPF600	2x CLPK600	2x CLPK600	2x CLPO600	2x CLPO600
EKOM14066	1400	600	600	MP1406	MPAL1406	CLPF1400	CLPF600	CLPF600	CLPK600	CLPK600	CLPO600	CLPO600
EKOM14086	1400	800	600	MP1408	MPAL1408	CLPF1400	CLPF800	CLPF600	CLPK800	CLPK600	CLPO800	CLPO600
EKOM14185	1400	1800	500	3x MP1406	3x MPAL1406	CLPF1400	3x CLPF600	CLPF500	3x CLPK600	CLPK500	3x CLPO600	CLPO500

									
Enclosure				Mounting				Fixing	Cable
	H	W	D	Mounting profiles (19") *	Brackets for fixing 19" mounting profiles	Carrier bars, in D	Carrier bars, in W	Plinth (100 mm height)	Aluminium bottom plates
EKOM12066	1200	600	600	CIP24	CIB600	CB600	CB600	PFAL1066	CBPA066
EKOM12086	1200	800	600	CIP24	CIB800	CB600	CB800	PFAL1086	CBPA086
EKOM12126	1200	1200	600	CIP24	2x CIB600	2x CB600	2x CB600	PFAL1126	2x CBPA066
EKOM14066	1400	600	600	CIP29	CIB600	CB600	CB600	PFAL1066	CBPA066
EKOM14086	1400	800	600	CIP29	CIB800	CB600	CB800	PFAL1086	CBPA086
EKOM14185	1400	1800	500	CIP29	3x CIB600	CB500	3x CB600	PFAL1185	3x CBPA065

* CIB, CID or CIWR are required.

Accessories selection matrix | EKOM-SW

												
Enclosure				Mounting								
	H	W	D	Mounting plate	Aluminium mounting plate	Mounting profile, in H	Mounting profile, in W	Mounting profile, in D	Click in profile, in W	Click in profile, in D	Outer mounting profile, in W	Outer mounting profile, in D
EKOM12064-SW	1200	600	400	MP1206	MPAL1206	CLPF1200	CLPF600	CLPF400	CLPK600	CLPK400	CLPO600	CLPO400
EKOM12066-SW	1200	600	600	MP1206	MPAL1206	CLPF1200	CLPF600	CLPF600	CLPK600	CLPK600	CLPO600	CLPO600
EKOM12084-SW	1200	800	400	MP1208	MPAL1208	CLPF1200	CLPF800	CLPF400	CLPK800	CLPK400	CLPO800	CLPO400
EKOM12086-SW	1200	800	600	MP1208	MPAL1208	CLPF1200	CLPF800	CLPF600	CLPK800	CLPK600	CLPO800	CLPO600
EKOM12124-SW	1200	1200	400	2x MP1206	2x MPAL1206	CLPF1200	2x CLPF600	CLPF400	2x CLPK600	CLPK400	2x CLPO600	CLPO400
EKOM14184-SW	1400	1800	400	3x MP1406	3x MPAL1406	CLPF1400	3x CLPF600	CLPF400	3x CLPK600	CLPK400	3x CLPO600	CLPO400

									
Enclosure				Mounting				Fixing	Cable
	H	W	D	Mounting profiles (19") *	Brackets for fixing 19" mounting profiles	Carrier bars, in D	Carrier bars, in W	Plinth (100 mm height)	Aluminium bottom plates
EKOM12064-SW	1200	600	400	CIP24	CIB600	CB400	CB600	PFAL1064	CBPA064
EKOM12066-SW	1200	600	600	CIP24	CIB600	CB600	CB600	PFAL1066	CBPA066
EKOM12084-SW	1200	800	400	CIP24	CIB800	CB400	CB800	PFAL1084	CBPA084
EKOM12086-SW	1200	800	600	CIP24	CIB800	CB600	CB800	PFAL1086	CBPA086
EKOM12124-SW	1200	1200	400	CIP24	2x CIB600	CB400	2x CB600	PFAL1124	2x CBPA064
EKOM14184-SW	1400	1800	400	CIP29	3x CIB600	CB400	3x CB600	PFAL1184	3x CBPA064
* CIB, CID or CIWR are required.									

Floor Standing Enclosures

Aluminium Range

Accessories

01

Floor Standing Enclosures

1

Mounting plates aluminium, MPAL

Description: Aluminium mounting plate. Fixing bracket kit MPA06 to be ordered separately. For heavy loads in vibrating environments use mounting plate reinforcement profile MPR and MPE or MPEF brackets.

Material: 3 mm Aluminium Al Mg3.

Pack quantity: 1 piece.

For enclosure		Mounting plate dimensions		Item no.
H	W	h	w	
1200	600	1094	494	MPAL1206
1200	800	1094	694	MPAL1208
1400	600	1294	494	MPAL1406
1400	800	1294	694	MPAL1408
1600	600	1494	494	MPAL1606
1600	800	1494	694	MPAL1608
1800	600	1694	494	MPAL1806
1800	800	1694	694	MPAL1808
2000	600	1894	494	MPAL2006
2000	800	1894	694	MPAL2008



Side panels aluminium, SPMA

Description: Easy one man assembly. Sealed by an extruded, one piece polyurethane gasket and mounted with screws.


Material: Aluminium AlMg3.

Finish: RAL 7035 structured powder coating 100% polyester.

Protection: IP 66 | TYPE 4X, 12, 13.

Pack quantity: 2 double wall side panels with mounting accessories.

For enclosure		Item no.
H	D	
1600	600	SPMA1606
1800	600	SPMA1806
2000	600	SPMA2006



Floor Standing Enclosures

Aluminium Range

Accessories

Aluminium plinth, PFAL

- Description:

Aluminium plinth allows cabling without any restrictions. The plinth consists of two lateral profiles with removable front and rear plates.
- Material:

Aluminium AlMg3. Profiles: 3 mm and panels 2 mm.
- Finish:

RAL 7035 polyester powder coated.
- Pack quantity:

1 plinth with mounting material.

Enclosure dimensions			
H	W	D	Item no.
100	600	400	PFAL1064
100	600	600	PFAL1066
100	800	400	PFAL1084
100	800	600	PFAL1086
100	1200	400	PFAL1124
100	1200	600	PFAL1126
100	1800	400	PFAL1184
100	1800	500	PFAL1185

Note: Plinth 1800 mm wide made of two pieces.



Ground mounted plinth, PGM

- Description:

Ground mounted plinth 1000 mm height. Excavation depth: 700-950 mm.
- Material:

2 mm galvanized steel.
- Finish:

RAL 7035 polyester powder coated.
- Pack quantity:

1 kit of ground mounted plinth.

For enclosure			
H	W	D	Item no.
1000	600	400	PGM10064
1000	600	600	PGM10066
1000	800	400	PGM10084
1000	800	600	PGM10086
1000	1200	400	PGM10124
1000	1200	600	PGM10126
1000	1800	400	PGM10184



Floor Standing Enclosures

Aluminium Range

Accessories

01

Floor Standing Enclosures

Aluminium bottom plates, CBPA

- Description:** One piece bottom plate.
- Material:** 2 mm Aluminium AlMg3.
- Finish:** RAL 7035 polyester powder coated.
- Pack quantity:** 1 kit of bottom plate.

For enclosure		
W	D	Item no.
600	400	CBPA064
600	500	CBPA065
600	600	CBPA066
800	400	CBPA084
800	600	CBPA086

Note: For enclosures 1200 mm & 1800 mm wide use 2 x 600 mm or 3 x 600 mm wide bottom plates.



Floor Standing Enclosures

EMC Range | Galvanized Steel

Single door | MCSE

IP 54 | TYPE 12 | IK 10



**Material:**

Frame: 1.5 mm / 1.75 mm zinc plated steel. Door: 2 mm zinc plated steel. Rear, roof and side panels: 1.5 mm zinc plated steel. Mounting plate: 3 mm galvanized steel. Bottom plates: 1 mm galvanized steel.

Frame:

Seam welded reversed open profiles with 25 mm hole pattern, according to DIN 43660. Including integrated external hole pattern.

Door:

With 4 hinges allowing left or right hand opening. Including door frame with 25 mm hole pattern. Sealing is attained by a conductive polyurethane EMC gasket.

Rear panel:

Fitted by M6 torx screws. Standard facilities for rear door mounting.

Side panels:

Supplied as an accessory.

Roof panel:

Removable.

Lock:

Espagnolette 4-point locking system. Does not interfere with the enclosure inner space. Standard double-bit lock with 3 mm pin. Standard inserts, cylinders, lift handles and T-handles are available as accessories.

Mounting plate:

Double folded and slides into position. Adjustable in depth by steps of 25 mm, with the MPD02 accessory. In the enclosure delivery, mounting plate is supplied, attached on the outside of the enclosure packaging.

Bottom plates:

Consists of three pieces. For 800 mm deep 4 pieces.

Earthing:

All panels are earthed through their fittings and are equipped with a separate earthing stud.

Finish:

RAL 7035 structure powder coating on the outside only.

Protection:

IP 54 | TYPE 12 | IK 10.

Delivery:

Frame with fitted door, rear panel, roof panel, bottom plates, mounting plate and door frame. Delivery also includes earthing bolts and EMI conductive combination gasket. Delivered on a pallet which is identical to the width of the enclosure to allow baying without removal. All packing material is recyclable.

Note:

Also available in stainless steel (MCSSE).



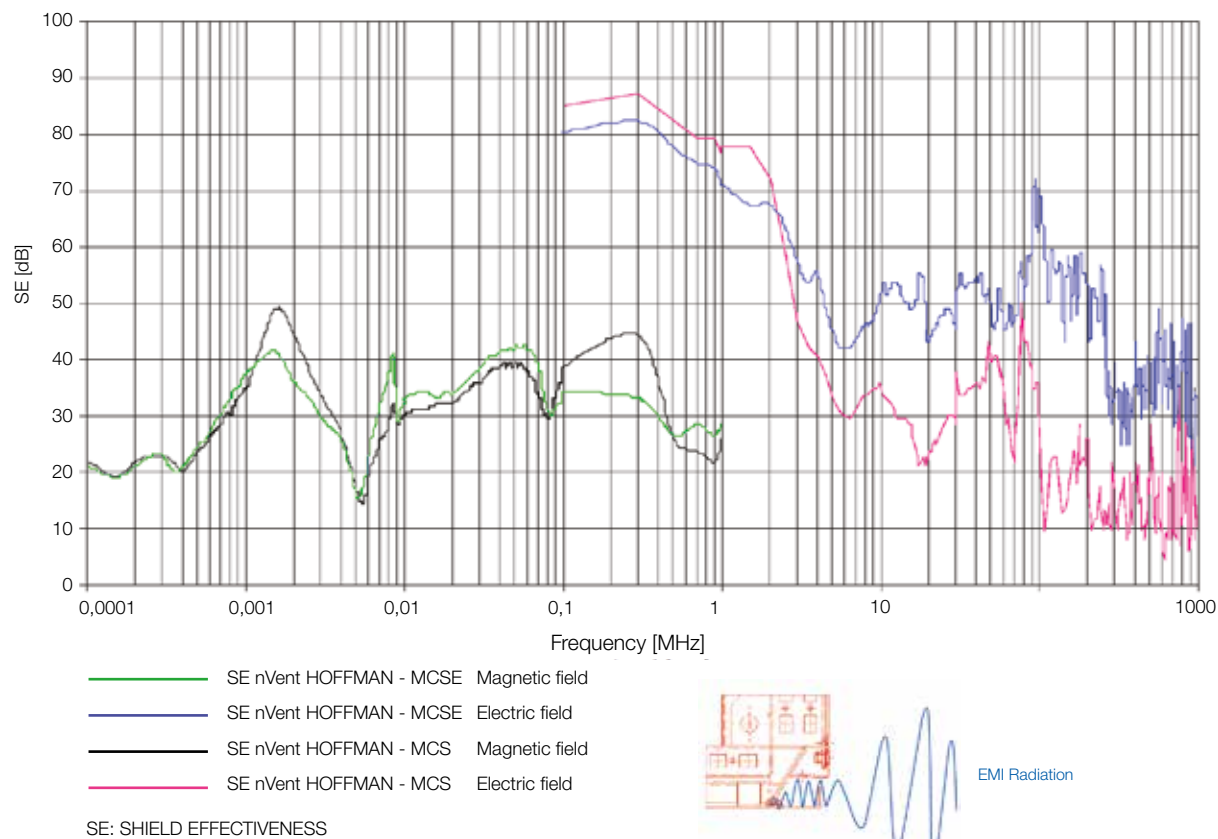
Dimensional table | MCSE

IP 54 | TYPE 12 | IK 10

Enclosure dimensions			Mounting plate dimensions		Usable depth	Item no.
H	W	D	h	w	d	
2000	800	600	1894	694	559	MCSE20086R5
2000	800	800	1894	694	759	MCSE20088R5


All the MCS standard sizes are available as an EMC version on request, including other dimensions. For EMC sidepanels see SPME.

Dimensional drawing | MCSE



01

Floor Standing Enclosures



Floor Standing Enclosures

EMC Range

Accessories

Glazed door (61%), DNGE

Description:	Standard door fitted with clear safety glass to view the inside of the enclosure. Equipped with double-bit 3 mm lock system and door frame. Allows all options of the locking program. Sealing is maintained by a conductive polyurethane EMC gasket. To ensure the EMI effectiveness a mesh wire is placed behind the glass window with a clearance percentage of 61%. Use hinge kit DNMK if not for replacement of standard door.
Material:	Frame: 2 mm zinc plated steel. Viewing area: 3 mm clear safety glass.
Finish:	RAL 7035 structure powder coating on the outside only.
Protection:	IP 54 TYPE 12 IK 07.
Mounting requirements:	If no door was fitted previously use hinge kit DNMK01.
Pack quantity:	1 piece.

H	W	h	w	Item no.
2000	800	1776	615	DNGE2008R5



Side panels, SPME

Description:	For covering the sides of the MCSE enclosures. Equipped with a conductive gasket providing both EMC/IP protection.
Material:	1,5 mm zinc plated steel.
Finish:	RAL 7035 structured powder coating on the outside only.
Protection:	IP 54 TYPE 12.
Pack quantity:	2 panels with mounting accessories.

For enclosure		
H	D	Item no.
2000	600	SPME2006R5
2000	800	SPME2008R5

Other sizes available on request.



Separation plates, SPD EMC

Description:	Separates two bayed enclosures. For EMI separation the SPDEG gasket must be fitted.
Material:	1,5 mm zinc plated steel.
Pack quantity:	1 piece.
Mounting requirements:	Add CCJ brackets for mounting.

Item no.
SPD2006
SPD2008



Separation plate brackets, CCJ

Description:	Mounted to the enclosure's frame. Can be used on both vertical and the horizontal profiles.
Material:	3 mm zinc plated steel.
Pack quantity:	6 brackets with mounting accessories.

Item no.
CCJ06



Gasket for EMC shielding, SPDEG

Description:	To obtain an EMC shielded section in a suited panel in combination with the separation plate SPD.
Material:	Polyurethane foam with conductive layer (UL94HB).
Protection:	IP 43 TYPE 1.
Pack quantity:	6 m.

Item no.
SPDEG01



Floor Standing Enclosures

EMC Range

Accessories

EMC Filter fans, EFE

Description:	EMC capable filter fan. Special EMC screen in combination with stainless steel contact strips guarantee good contact with enclosure surface. Cutting edge surface of the enclosure needs to be blank for contact. Long service life.
Approvals:	CE, GOST, UR, cUL.
Material:	Plastic, UL 94-V0. EMC screen: stainless steel, contact strips.
Pack quantity:	1 fan with filter.

230 V AC, 50/60 Hz

Unimpeded airflow (m³/h)	EFE+EFAE Air flow (m³/h)	Filter mat (EN779)	Filtration efficiency (%)	Service life L10 (40°C) (h)	Bearing type	Item no.
61/70	44/52	G4	>90	37.500	Sleeve	EFE200R5
110/125	82/93	G4	>90	37.500	Sleeve	EFE220R5
156/171	116/127	G4	>90	40.000	Ball	EFE250R5
256/292	231/265	G4	>90	40.000	Ball	EFE300R5
480/480	370/370	G3	80-90	40.000	Ball	EFE500R5
640/653	445/445	G3	80-90	40.000	Ball	EFE600R5
845/875	560/625	G3	80-90	40.000	Ball	EFE700R5

230 V AC, 50/60 Hz

Noise (dB)	IP	Cut-out (mm)	Weight (kg)	Connection	Current (A)	Power (W)	Fuse (A)	Item no.
44	54	126,5 x 126,5	0.80	Terminal strip	0.12/0.18	19/18	6	EFE200R5
40	54	178 x 178	1.05	Terminal strip	0.12/0.18	19/18	6	EFE220R5
40	54	224 x 224	1.45	Spring type	0.12/0.10	18/17	6	EFE250R5
42	54	224 x 224	1.90	Spring type	0.32/0.26	45/39	6	EFE300R5
54	54	292 x 292	3.85	Spring type	0.35/0.45	80/100	6	EFE500R5
63	54	292 x 292	4.05	Spring type	0.53/0.72	120/160	6	EFE600R5
66	54	292 x 292	4.50	Spring type	0.62/0.86	140/197	6	EFE700R5

IP 55 on request



EMC Exhaust filter, EFAE

Description:	Suitable for specific EMC enclosures. Cutting edge surface of the enclosure needs to be blank for contact.
Material:	Plastic, UL94-V0. EMC screen: stainless steel, contact strips.
Approvals:	CE, GOST, UR, cUL.
Protection:	IP 54.
Pack quantity:	1 filter with housing.

Filter mat (EN779)	Filtration efficiency (%)	Cut out dim.	Depth	Item no.
G4	>90	126.5 x 126.5	26	EFAE200R5
G4	>90	178 x 178	34	EFAE220R5
G4	>90	224 x 224	38	EFAE250-300R5
G3	>90	292 x 292	39	EFAE500-700R5

IP 55 models on request.



Ventilated bottom plates, CVB EMC

- Description:** Three piece bottom plates. Can be used in combination with a ventilated plinth PV. 33% ventilation.
- Material:** 1.5 mm perforated zinc plated steel.
- Pack quantity:** 3 pieces with mounting material.
- Mounting requirements:** Use in combination with ventilated plinths PV.

For enclosure		
W	D	Item no.
800	600	CVB0806
800	800	CVB0808



EMC cable entry and bottom plate gasket, BGE

- Description:** The bottom of the enclosure is sealed by the use of an adhesive gasket applied to the frame around the bottom opening. The cables are sealed by the addition of adhesive foam placed between the bottom plates. The elasticity and the size of this foam ensures a tight seal around most cables. Added conductive material provides a good contact to shield the transfer of electro-magnetic radiation.
- Pack quantity:** 2 m adhesive EMC gasket for cable entry. For 1600 mm wide enclosures please order 2 sets.


Item no.
BGE01



EMC connection bottom plate, CBPE

- Description:** Replaces two parts of the standard three or four piece bottom plates. Due to the hammer head cones, EMI cables can be directly earthed to the bottom plate keeping the "Faraday cage".
- Material:** 1,5 mm zinc plated steel.
- Pack quantity:** 2 pieces with EMI gasket and mounting accessories.

For enclosure		
W	D	Item no.
600	600	CBPE0606
600	800	CBPE0608
800	600	CBPE0806
800	800	CBPE0808







02 Wall Mounted Enclosures

Mild Steel

Single door, MAS.....	262
Double door, MAD.....	272
Panel, MAP.....	278

Stainless Steel

Single door, ASR.....	282
Double door, ADR.....	290
Single door, AFS.....	294

Polyester

Compact, UCP / UCPT.....	342
Modular, UDP / UDPT.....	354

Hygienic Design

Single door, HDW	368
------------------------	-----

Galvanized Steel, EMC

Single door, MASE.....	374
------------------------	-----

Hazardous Location

ZONEX, Stainless Steel, Single door, EXE-WM	378
---	-----

Accessories

Steel range.....	300
Mounting plates.....	302
Modular system.....	308
Fixation.....	313
Doors	317
Locks	328
Baying & Lifting.....	331
Gland plates, Ventilation & Cabling.....	332
Earthing.....	338
Protection	340
Polyester range / Compact.....	348
Mounting.....	348
Fixing	352
Doors	353
Ventilation.....	353
Polyester range / Modular	360
Mounting.....	360
Fixing	362
Doors	364
Baying.....	365
Ventilation.....	366
Protection	367
Hygienic Design.....	372
EMC.....	377
Hazardous Location	379

Wall Mounted Enclosures

Steel Range | Mild Steel

Mild steel, single door enclosure | MAS

IP 66 | TYPE 4, 12, 13 | IK 10



Material:

Body: 1.2 mm mild steel for enclosures with a depth of 155 mm / 1.4 mm for enclosures with a depth of 210 or 260 mm / 1.5 mm for enclosures with a depth of 300 or 400 mm, or if a height or width is 1000 mm or greater. Gland plate: 1.4 mm mild steel. Door: 1.2 mm mild steel / 1.5 mm for enclosures with a height or width of 500 mm or greater / 2 mm for enclosures with a height or width of 800 mm or greater. Mounting plate: 2 mm galvanized steel.

Body:

Folded and seam welded. Four 8.5 mm diameter holes for wall fixing, pressed out in 20.4 mm diameter × 2 mm depressions, to allow air circulation around the rear part of the enclosure.

Door:

Surface mounted with 130° opening. Concealed removable hinges with captive pin. Hinges can be mounted to allow left or right hand opening. Inner M6 welded studs to mount door profiles MMDP. Sealing is ensured by an injected one piece polyurethane gasket.

Lock:

nVent HOFFMAN customized double-bit 3 mm lock, with 90° movement and anti-vibration mechanism. Two locks for 600 mm high to 800 mm high enclosures. Espagnolette three point locking for 1000 mm high enclosures and above. Other inserts are available as an accessory.

Mounting plate:

The mounting plate is marked vertically at 10 mm intervals, for easy horizontal positioning of equipment. On the top and bottom there are holes to facilitate cable fixing. Fixed onto M8 press welded studs to the rear of the enclosure. All sides, from 800 mm and above, are strengthened by folded edges. By using the AMG accessory, the mounting plate position can be adjusted to any depth.

Gland Plate Opening:

Situated at the far rear of the enclosure, to make cabling onto the mounting plate easier.

Protection:

Complies with IP 66 | TYPE 4, 12, 13 | IK 10. For outdoor installation, the use of a rain hood ARF and 100% polyester paint coating is recommended. The corrosion resistance must be taken into consideration.

Finish:

RAL 7035 structured powder coating.

Delivery:

Enclosure with door. For height 600 mm and above, two door mounting profiles. Gland plate(s) with gasket(s), plastic double-bit 3 mm key, and mounting accessories. Metallic key, for height 1000 mm and above. Earthing facilities.



Dimensional table | MAS

IP 66 | TYPE 4, 12, 13 | IK 10

With mounting plate

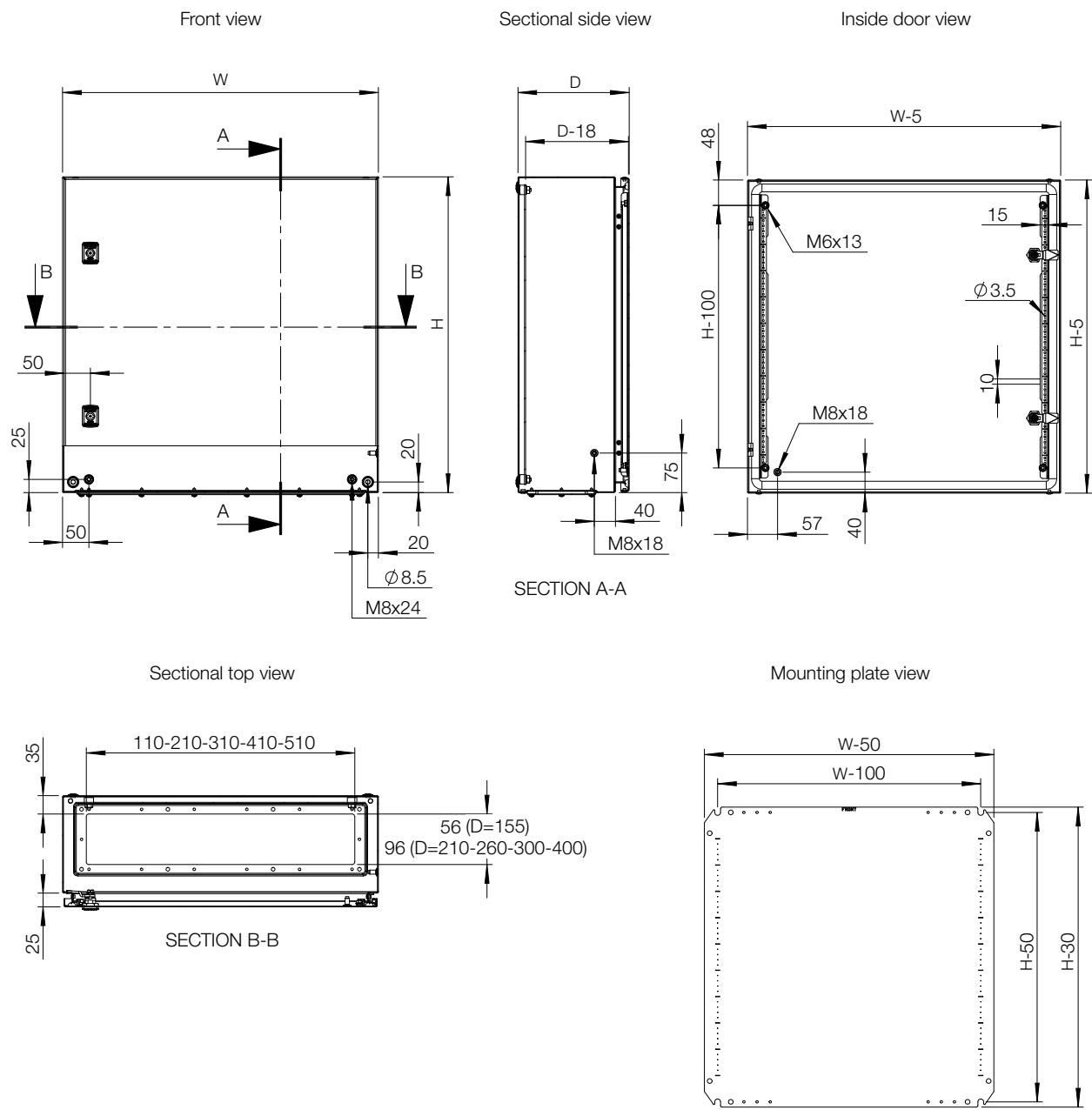
Enclosure dimensions			Mounting plate dimensions		Usable depth	Gland plate			N° of locks	Item no.
H	W	D	h	w	d	Size	Type	Openings		
200	200	155	170	150	137	110 × 56	0S	1	1	MAS0202015R5
250	200	155	220	150	137	110 × 56	0S	1	1	MAS0252015R5
250	250	155	220	200	137	110 × 56	0S	1	1	MAS0252515R5
300	250	155	270	200	137	110 × 56	0S	1	1	MAS0302515R5
300	250	210	270	200	192	110 × 56	0S	1	1	MAS0302521R5
300	300	155	270	250	137	210 × 56	1S	1	1	MAS0303015R5
300	300	210	270	250	192	210 × 96	1	1	1	MAS0303021R5
350	250	155	320	200	137	110 × 56	0S	1	1	MAS0352515R5
400	300	155	370	250	137	210 × 56	1S	1	1	MAS0403015R5
400	300	210	370	250	192	210 × 96	1	1	1	MAS0403021R5
400	400	210	370	350	192	310 × 96	2	1	1	MAS0404021R5
400	500	210	370	450	192	410 × 96	3	1	1	MAS0405021R5
400	600	210	370	550	192	510 × 96	4	1	1	MAS0406021R5
500	300	210	470	250	192	210 × 96	1	1	1	MAS0503021R5
500	400	155	470	350	137	310 × 56	2S	1	1	MAS0504015R5
500	400	210	470	350	192	310 × 96	2	1	1	MAS0504021R5
500	400	260	470	350	242	310 × 96	2	1	1	MAS0504026R5
500	400	300	470	350	282	310 × 96	2	1	1	MAS0504030R5
500	500	210	470	450	192	410 × 96	3	1	1	MAS0505021R5
500	500	300	470	450	282	410 × 96	3	1	1	MAS0505030R5
600	400	155	570	350	137	310 × 56	2S	1	2	MAS0604015R5
600	400	210	570	350	192	310 × 96	2	1	2	MAS0604021R5
600	400	260	570	350	242	310 × 96	2	1	2	MAS0604026R5
600	400	300	570	350	282	310 × 96	2	1	2	MAS0604030R5
600	500	155	570	450	137	410 × 56	3S	1	2	MAS0605015R5
600	500	210	570	450	192	410 × 96	3	1	2	MAS0605021R5
600	500	260	570	450	242	410 × 96	3	1	2	MAS0605026R5
600	500	300	570	450	282	410 × 96	3	1	2	MAS0605030R5
600	600	210	570	550	192	510 × 96	4	1	2	MAS0606021R5
600	600	300	570	550	282	510 × 96	4	1	2	MAS0606030R5
600	600	400	570	550	382	510 × 96	4	1	2	MAS0606040R5
600	800	300	570	750	282	310 × 96	2	2	2	MAS0608030R5
700	500	210	670	450	192	410 × 96	3	1	2	MAS0705021R5
700	500	260	670	450	242	410 × 96	3	1	2	MAS0705026R5
800	400	300	770	350	282	310 × 96	2	1	2	MAS0804030R5
800	600	210	770	550	192	510 × 96	4	1	2	MAS0806021R5
800	600	260	770	550	242	510 × 96	4	1	2	MAS0806026R5
800	600	300	770	550	282	510 × 96	4	1	2	MAS0806030R5
800	600	400	770	550	382	510 × 96	4	1	2	MAS0806040R5
800	800	210	770	750	192	310 × 96	2	2	2	MAS0808021R5
800	800	300	770	750	282	310 × 96	2	2	2	MAS0808030R5
800	800	400	770	750	382	310 × 96	2	2	2	MAS0808040R5
1000	600	260	970	550	242	510 × 96	4	1	1*	MAS1006026R5
1000	600	300	970	550	282	510 × 96	4	1	1*	MAS1006030R5
1000	800	260	970	750	242	310 × 96	2	2	1*	MAS1008026R5
1000	800	300	970	750	282	310 × 96	2	2	1*	MAS1008030R5
1000	800	400	970	750	382	310 × 96	2	2	1*	MAS1008040R5
1200	600	300	1170	550	282	510 × 96	4	1	1*	MAS1206030R5
1200	800	300	1170	750	282	310 × 96	2	2	1*	MAS1208030R5
1200	800	400	1170	750	382	310 × 96	2	2	1*	MAS1208040R5

Without mounting plate

Enclosure dimensions			Gland plate			N° of locks	Item no.
H	W	D	Size	Type	Openings		
200	200	155	110 × 56	0S	1	1	MAS0202015PER5
250	200	155	110 × 56	0S	1	1	MAS0252015PER5
250	250	155	110 × 56	0S	1	1	MAS0252515PER5
300	250	155	110 × 56	0S	1	1	MAS0302515PER5
300	250	210	110 × 56	0S	1	1	MAS0302521PER5
300	300	155	210 × 56	1S	1	1	MAS0303015PER5
300	300	210	210 × 96	1	1	1	MAS0303021PER5
350	250	155	110 × 56	0S	1	1	MAS0352515PER5
400	300	155	210 × 56	1S	1	1	MAS0403015PER5
400	300	210	210 × 96	1	1	1	MAS0403021PER5
400	400	210	310 × 96	2	1	1	MAS0404021PER5
400	500	210	410 × 96	3	1	1	MAS0405021PER5
400	600	210	510 × 96	4	1	1	MAS0406021PER5
500	300	210	210 × 96	1	1	1	MAS0503021PER5
500	400	155	310 × 56	2S	1	1	MAS0504015PER5
500	400	210	310 × 96	2	1	1	MAS0504021PER5
500	400	260	310 × 96	2	1	1	MAS0504026PER5
500	400	300	310 × 96	2	1	1	MAS0504030PER5
500	500	210	410 × 96	3	1	1	MAS0505021PER5
500	500	300	410 × 96	3	1	1	MAS0505030PER5
600	400	155	310 × 56	2S	1	2	MAS0604015PER5
600	400	210	310 × 96	2	1	2	MAS0604021PER5
600	400	260	310 × 96	2	1	2	MAS0604026PER5
600	400	300	310 × 96	2	1	2	MAS0604030PER5
600	500	155	410 × 56	3S	1	2	MAS0605015PER5
600	500	210	410 × 96	3	1	2	MAS0605021PER5
600	500	260	410 × 96	3	1	2	MAS0605026PER5
600	500	300	410 × 96	3	1	2	MAS0605030PER5
600	600	210	510 × 96	4	1	2	MAS0606021PER5
600	600	300	510 × 96	4	1	2	MAS0606030PER5
600	600	400	510 × 96	4	1	2	MAS0606040PER5
600	800	300	310 × 96	2	2	2	MAS0608030PER5
700	500	210	410 × 96	3	1	2	MAS0705021PER5
700	500	260	410 × 96	3	1	2	MAS0705026PER5
800	400	300	310 × 96	2	1	2	MAS0804030PER5
800	600	210	510 × 96	4	1	2	MAS0806021PER5
800	600	260	510 × 96	4	1	2	MAS0806026PER5
800	600	300	510 × 96	4	1	2	MAS0806030PER5
800	600	400	510 × 96	4	1	2	MAS0806040PER5
800	800	210	310 × 96	2	2	2	MAS0808021PER5
800	800	300	310 × 96	2	2	2	MAS0808030PER5
800	800	400	310 × 96	2	2	2	MAS0808040PER5
1000	600	260	510 × 96	4	1	1*	MAS1006026PER5
1000	600	300	510 × 96	4	1	1*	MAS1006030PER5
1000	800	260	310 × 96	2	2	1*	MAS1008026PER5
1000	800	300	310 × 96	2	2	1*	MAS1008030PER5
1000	800	400	310 × 96	2	2	1*	MAS1008040PER5
1200	600	300	510 × 96	4	1	1*	MAS1206030PER5
1200	800	300	310 × 96	2	2	1*	MAS1208030PER5
1200	800	400	310 × 96	2	2	1*	MAS1208040PER5

* 1000 mm high enclosures and above have espagnolette three point locking.

Dimensional drawing | MAS









Accessories selection matrix | MAS







02

Wall Mounted Enclosures

2

									
Enclosure				Mounting					Modular System
	H	W	D	Steel mounting plate	Insulated mounting plate	Telequick mounting plate	Depth adjustment kit	Depth interior profile	Modular chassis
MAS0202015R5	200	200	155	AMP02020	AMI02020	-	AMG155	-	-
MAS0252015R5	250	200	155	AMP02520	AMI02520	-	AMG155	-	-
MAS0252515R5	250	250	155	AMP02525	AMI02525	-	AMG155	-	-
MAS0302515R5	300	250	155	AMP03025	AMI03025	-	AMG155	-	AC03025R5
MAS0302521R5	300	250	210	AMP03025	AMI03025	-	AMG210	DIP210	AC03025R5
MAS0303015R5	300	300	155	AMP03030	AMI03030	-	AMG155	-	-
MAS0303021R5	300	300	210	AMP03030	AMI03030	-	AMG210	DIP210	-
MAS0352515R5	350	250	155	AMP03525	AMI03525	-	AMG155	-	-
MAS0403015R5	400	300	155	AMP04030	AMI04030	AMT04030	AMG155	-	AC04030R5
MAS0403021R5	400	300	210	AMP04030	AMI04030	AMT04030	AMG210	DIP210	AC04030R5
MAS0404021R5	400	400	210	AMP04040	AMI04040	AMT04040	AMG210	DIP210	-
MAS0405021R5	400	500	210	AMP04050	AMI04050	AMT04050	AMG210	DIP210	-
MAS0406021R5	400	600	210	AMP04060	AMI04060	AMT04060	AMG210	DIP210	-
MAS0503021R5	500	300	210	AMP05030	AMI05030	AMT05030	AMG210	DIP210	-
MAS0504015R5	500	400	155	AMP05040	AMI05040	AMT05040	AMG155	-	AC05040R5
MAS0504021R5	500	400	210	AMP05040	AMI05040	AMT05040	AMG210	DIP210	AC05040R5
MAS0504026R5	500	400	260	AMP05040	AMI05040	AMT05040	AMG260	DIP260	AC05040R5
MAS0504030R5	500	400	300	AMP05040	AMI05040	AMT05040	AMG300	DIP300	AC05040R5
MAS0505021R5	500	500	210	AMP05050	AMI05050	AMT05050	AMG210	DIP210	-
MAS0505030R5	500	500	300	AMP05050	AMI05050	AMT05050	AMG300	DIP300	-
MAS0604015R5	600	400	155	AMP06040	AMI06040	AMT06040	AMG155	-	AC06040R5
MAS0604021R5	600	400	210	AMP06040	AMI06040	AMT06040	AMG210	DIP210	AC06040R5
MAS0604026R5	600	400	260	AMP06040	AMI06040	AMT06040	AMG260	DIP260	AC06040R5
MAS0604030R5	600	400	300	AMP06040	AMI06040	AMT06040	AMG300	DIP300	AC06040R5
MAS0605015R5	600	500	155	AMP06050	AMI06050	AMT06050	AMG155	-	-
MAS0605021R5	600	500	210	AMP06050	AMI06050	AMT06050	AMG210	DIP210	-
MAS0605026R5	600	500	260	AMP06050	AMI06050	AMT06050	AMG260	DIP260	-
MAS0605030R5	600	500	300	AMP06050	AMI06050	AMT06050	AMG300	DIP300	-
MAS0606021R5	600	600	210	AMP06060	AMI06060	AMT06060	AMG210	DIP210	AC06060R5
MAS0606030R5	600	600	300	AMP06060	AMI06060	AMT06060	AMG300	DIP300	AC06060R5
MAS0606040R5	600	600	400	AMP06060	AMI06060	AMT06060	AMG400	DIP400	AC06060R5
MAS0608030R5	600	800	300	AMP06080	AMI06080	AMT06080	AMG300	DIP300	-
MAS0705021R5	700	500	210	AMP07050	AMI07050	AMT07050	AMG210	DIP210	AC07050R5
MAS0705026R5	700	500	260	AMP07050	AMI07050	AMT07050	AMG260	DIP260	AC07050R5
MAS0804030R5	800	400	300	AMP08040	AMI08040	AMT08040	AMG300	DIP300	-
MAS0806021R5	800	600	210	AMP08060	AMI08060	AMT08060	AMG210	DIP210	AC08060R5
MAS0806026R5	800	600	260	AMP08060	AMI08060	AMT08060	AMG260	DIP260	AC08060R5
MAS0806030R5	800	600	300	AMP08060	AMI08060	AMT08060	AMG300	DIP300	AC08060R5
MAS0806040R5	800	600	400	AMP08060	AMI08060	AMT08060	AMG400	DIP400	AC08060R5
MAS0808021R5	800	800	210	AMP08080	AMI08080	AMT08080	AMG210	DIP210	-
MAS0808030R5	800	800	300	AMP08080	AMI08080	AMT08080	AMG300	DIP300	-
MAS0808040R5	800	800	400	AMP08080	AMI08080	AMT08080	AMG400	DIP400	-
MAS1006026R5	1000	600	260	AMP10060	AMI10060	AMT10060	AMG260	DIP260	AC10060R5
MAS1006030R5	1000	600	300	AMP10060	AMI10060	AMT10060	AMG300	DIP300	AC10060R5
MAS1008026R5	1000	800	260	AMP10080	AMI10080	AMT10080	AMG260	DIP260	AC10080R5
MAS1008030R5	1000	800	300	AMP10080	AMI10080	AMT10080	AMG300	DIP300	AC10080R5
MAS1008040R5	1000	800	400	AMP10080	AMI10080	AMT10080	AMG400	DIP400	AC10080R5
MAS1206030R5	1200	600	300	AMP12060	AMI12060	AMT12060	AMG300	DIP300	-
MAS1208030R5	1200	800	300	AMP12080	AMI12080	AMT12080	AMG300	DIP300	-
MAS1208040R5	1200	800	400	AMP12080	AMI12080	AMT12080	AMG400	DIP400	-






Accessories selection matrix | MAS

									
Enclosure				Fixing					
	H	W	D	Wall mounting brackets	Pole fixation	Front/rear plinths (100 mm height)	Side plinths (100 mm height)	Front/rear plinths (200 mm height)	Side plinths (200 mm height)
MAS0202015R5	200	200	155	AW41	-	-	-	-	-
MAS0252015R5	250	200	155	AW41	-	-	-	-	-
MAS0252515R5	250	250	155	AW41	-	-	-	-	-
MAS0302515R5	300	250	155	AW41	-	-	-	-	-
MAS0302521R5	300	250	210	AW41	-	-	-	-	-
MAS0303015R5	300	300	155	AW41	EPF0300	-	-	-	-
MAS0303021R5	300	300	210	AW41	EPF0300	-	-	-	-
MAS0352515R5	350	250	155	AW41	-	-	-	-	-
MAS0403015R5	400	300	155	AW41	EPF0300	-	-	-	-
MAS0403021R5	400	300	210	AW41	EPF0300	-	-	-	-
MAS0404021R5	400	400	210	AW41	EPF0400	-	-	-	-
MAS0405021R5	400	500	210	AW41	EPF0500	-	-	-	-
MAS0406021R5	400	600	210	AW41	EPF0600	-	-	-	-
MAS0503021R5	500	300	210	AW41	EPF0300	-	-	-	-
MAS0504015R5	500	400	155	AW41	EPF0400	-	-	-	-
MAS0504021R5	500	400	210	AW41	EPF0400	-	-	-	-
MAS0504026R5	500	400	260	AW41	EPF0400	P1040	PA1026	P2040	PA2026
MAS0504030R5	500	400	300	AW41	EPF0400	P1040	PA1030	P2040	PA2030
MAS0505021R5	500	500	210	AW41	EPF0500	-	-	-	-
MAS0505030R5	500	500	300	AW41	EPF0500	P1050	PA1030	P2050	PA2030
MAS0604015R5	600	400	155	AW41	EPF0400	-	-	-	-
MAS0604021R5	600	400	210	AW41	EPF0400	-	-	-	-
MAS0604026R5	600	400	260	AW41	EPF0400	P1040	PA1026	P2040	PA2026
MAS0604030R5	600	400	300	AW41	EPF0400	P1040	PA1030	P2040	PA2030
MAS0605015R5	600	500	155	AW41	EPF0500	-	-	-	-
MAS0605021R5	600	500	210	AW41	EPF0500	-	-	-	-
MAS0605026R5	600	500	260	AW41	EPF0500	P1050	PA1026	P2050	PA2026
MAS0605030R5	600	500	300	AW41	EPF0500	P1050	PA1030	P2050	PA2030
MAS0606021R5	600	600	210	AW41	EPF0600	-	-	-	-
MAS0606030R5	600	600	300	AW41	EPF0600	P1060	PA1030	P2060	PA2030
MAS0606040R5	600	600	400	AW41	EPF0600	P1060	PA1040	P2060	PA2040
MAS0608030R5	600	800	300	AW41	EPF0800	P1080	PA1030	P2080	PA2030
MAS0705021R5	700	500	210	AW41	EPF0500	-	-	-	-
MAS0705026R5	700	500	260	AW41	EPF0500	P1050	PA1026	P2050	PA2026
MAS0804030R5	800	400	300	AW41	EPF0400	P1040	PA1030	P2040	PA2030
MAS0806021R5	800	600	210	AW41	EPF0600	-	-	-	-
MAS0806026R5	800	600	260	AW41	EPF0600	P1060	PA1026	P2060	PA2026
MAS0806030R5	800	600	300	AW41	EPF0600	P1060	PA1030	P2060	PA2030
MAS0806040R5	800	600	400	AW41	EPF0600	P1060	PA1040	P2060	PA2040
MAS0808021R5	800	800	210	AW41	EPF0800	-	-	-	-
MAS0808030R5	800	800	300	AW41	EPF0800	P1080	PA1030	P2080	PA2030
MAS0808040R5	800	800	400	AW41	EPF0800	P1080	PA1040	P2080	PA2040
MAS1006026R5	1000	600	260	AW41	EPF0600	P1060	PA1026	P2060	PA2026
MAS1006030R5	1000	600	300	AW41	EPF0600	P1060	PA1030	P2060	PA2030
MAS1008026R5	1000	800	260	AW41	EPF0800	P1080	PA1026	P2080	PA2026
MAS1008030R5	1000	800	300	AW41	EPF0800	P1080	PA1030	P2080	PA2030
MAS1008040R5	1000	800	400	AW41	EPF0800	P1080	PA1040	P2080	PA2040
MAS1206030R5	1200	600	300	AW41	EPF0600	P1060	PA1030	P2060	PA2030
MAS1208030R5	1200	800	300	AW41	EPF0800	P1080	PA1030	P2080	PA2030
MAS1208040R5	1200	800	400	AW41	EPF0800	P1080	PA1040	P2080	PA2040



Enclosure				Doors				Locks
	H	W	D	Inner door	Transparent door	Glazed door	Transparent aluminium door	Padlocking
MAS0202015R5	200	200	155	-	-	-	-	PLC01
MAS0252015R5	250	200	155	-	-	-	-	PLC01
MAS0252515R5	250	250	155	-	-	-	-	PLC01
MAS0302515R5	300	250	155	-	ADT03025R5	ADC03025R5	-	PLC01
MAS0302521R5	300	250	210	-	ADT03025R5	ADC03025R5	-	PLC01
MAS0303015R5	300	300	155	-	ADT03030R5	ADC03030R5	ADA03030	PLC01
MAS0303021R5	300	300	210	-	ADT03030R5	ADC03030R5	ADA03030	PLC01
MAS0352515R5	350	250	155	-	-	-	-	PLC01
MAS0403015R5	400	300	155	ADI04030R5	ADT04030R5	ADC04030R5	ADA04030	PLC01
MAS0403021R5	400	300	210	ADI04030R5	ADT04030R5	ADC04030R5	ADA04030	PLC01
MAS0404021R5	400	400	210	ADI04040R5	ADT04040R5	ADC04040R5	ADA04040	PLC01
MAS0405021R5	400	500	210	ADI04050R5	-	-	-	PLC01
MAS0406021R5	400	600	210	ADI04060R5	-	-	ADA04060	PLC01
MAS0503021R5	500	300	210	ADI05030R5	ADT05030R5	ADC05030R5	ADA05030	PLC01
MAS0504015R5	500	400	155	ADI05040R5	ADT05040R5	ADC05040R5	ADA05040	PLC01
MAS0504021R5	500	400	210	ADI05040R5	ADT05040R5	ADC05040R5	ADA05040	PLC01
MAS0504026R5	500	400	260	ADI05040R5	ADT05040R5	ADC05040R5	ADA05040	PLC01
MAS0504030R5	500	400	300	ADI05040R5	ADT05040R5	ADC05040R5	ADA05040	PLC01
MAS0505021R5	500	500	210	ADI05050R5	-	-	-	PLC01
MAS0505030R5	500	500	300	ADI05050R5	-	-	-	PLC01
MAS0604015R5	600	400	155	ADI06040R5	ADT06040R5	ADC06040R5	ADAB06040	PLC01
MAS0604021R5	600	400	210	ADI06040R5	ADT06040R5	ADC06040R5	ADAB06040	PLC01
MAS0604026R5	600	400	260	ADI06040R5	ADT06040R5	ADC06040R5	ADAB06040	PLC01
MAS0604030R5	600	400	300	ADI06040R5	ADT06040R5	ADC06040R5	ADAB06040	PLC01
MAS0605015R5	600	500	155	ADI06050R5	ADT06050R5	ADC06050R5	-	PLC01
MAS0605021R5	600	500	210	ADI06050R5	ADT06050R5	ADC06050R5	-	PLC01
MAS0605026R5	600	500	260	ADI06050R5	ADT06050R5	ADC06050R5	-	PLC01
MAS0605030R5	600	500	300	ADI06050R5	ADT06050R5	ADC06050R5	-	PLC01
MAS0606021R5	600	600	210	ADI06060R5	ADT06060R5	ADC06060R5	ADAB06060	PLC01
MAS0606030R5	600	600	300	ADI06060R5	ADT06060R5	ADC06060R5	ADAB06060	PLC01
MAS0606040R5	600	600	400	ADI06060R5	ADT06060R5	ADC06060R5	ADAB06060	PLC01
MAS0608030R5	600	800	300	ADI06080R5	-	-	ADAB06080	PLC01
MAS0705021R5	700	500	210	ADI07050R5	ADT07050R5	ADC07050R5	ADAB07050	PLC01
MAS0705026R5	700	500	260	ADI07050R5	ADT07050R5	ADC07050R5	ADAB07050	PLC01
MAS0804030R5	800	400	300	ADI08040R5	-	-	-	PLC01
MAS0806021R5	800	600	210	ADI08060R5	ADT08060R5	ADC08060R5	ADAB08060	PLC01
MAS0806026R5	800	600	260	ADI08060R5	ADT08060R5	ADC08060R5	ADAB08060	PLC01
MAS0806030R5	800	600	300	ADI08060R5	ADT08060R5	ADC08060R5	ADAB08060	PLC01
MAS0806040R5	800	600	400	ADI08060R5	ADT08060R5	ADC08060R5	ADAB08060	PLC01
MAS0808021R5	800	800	210	ADI08080R5	-	-	-	PLC01
MAS0808030R5	800	800	300	ADI08080R5	-	-	-	PLC01
MAS0808040R5	800	800	400	ADI08080R5	-	-	-	PLC01
MAS1006026R5	1000	600	260	ADI10060R5	ADT10060R5	ADC10060R5	-	PLC01
MAS1006030R5	1000	600	300	ADI10060R5	ADT10060R5	ADC10060R5	-	PLC01
MAS1008026R5	1000	800	260	ADI10080R5	ADT10080R5	ADC10080R5	ADAB10080	PLC01
MAS1008030R5	1000	800	300	ADI10080R5	ADT10080R5	ADC10080R5	ADAB10080	PLC01
MAS1008040R5	1000	800	400	ADI10080R5	ADT10080R5	ADC10080R5	ADAB10080	PLC01
MAS1206030R5	1200	600	300	ADI12060R5	ADT12060R5	ADC12060R5	ADAB12060	PLC01
MAS1208030R5	1200	800	300	ADI12080R5	ADT12080R5	ADC12080R5	ADAB12080	PLC01
MAS1208040R5	1200	800	400	ADI12080R5	ADT12080R5	ADC12080R5	ADAB12080	PLC01

Accessories selection matrix | MAS

								
Enclosure				Doors				
	H	W	D	180° hinges	Door stop	Door switch	Door mounting profiles	Door horizontal profiles
MAS0202015R5	200	200	155	MMH02	-	ADSW01	-	-
MAS0252015R5	250	200	155	MMH02	-	ADSW01	-	-
MAS0252515R5	250	250	155	MMH02	-	ADSW01	-	-
MAS0302515R5	300	250	155	MMH02	-	ADSW01	-	-
MAS0302521R5	300	250	210	MMH02	-	ADSW01	-	-
MAS0303015R5	300	300	155	MMH02	AD0202	ADSW01	-	DHP030
MAS0303021R5	300	300	210	MMH02	AD0202	ADSW01	-	DHP030
MAS0352515R5	350	250	155	MMH02	-	ADSW01	-	-
MAS0403015R5	400	300	155	MMH02	AD0202	ADSW01	MMDP040	DHP030
MAS0403021R5	400	300	210	MMH02	AD0202	ADSW01	MMDP040	DHP030
MAS0404021R5	400	400	210	MMH02	AD0202	ADSW01	MMDP040	DHP040
MAS0405021R5	400	500	210	MMH02	AD0202	ADSW01	MMDP040	DHP050
MAS0406021R5	400	600	210	MMH02	AD0202	ADSW01	MMDP040	DHP060
MAS0503021R5	500	300	210	MMH02	AD0202	ADSW01	MMDP050	DHP030
MAS0504015R5	500	400	155	MMH02	AD0202	ADSW01	MMDP050	DHP040
MAS0504021R5	500	400	210	MMH02	AD0202	ADSW01	MMDP050	DHP040
MAS0504026R5	500	400	260	MMH02	AD0202	ADSW01	MMDP050	DHP040
MAS0504030R5	500	400	300	MMH02	AD0202	ADSW01	MMDP050	DHP040
MAS0505021R5	500	500	210	MMH02	AD0202	ADSW01	MMDP050	DHP050
MAS0505030R5	500	500	300	MMH02	AD0202	ADSW01	MMDP050	DHP050
MAS0604015R5	600	400	155	MMH02	AD0202	ADSW01	MMDP060	DHP040
MAS0604021R5	600	400	210	MMH02	AD0202	ADSW01	MMDP060	DHP040
MAS0604026R5	600	400	260	MMH02	AD0202	ADSW01	MMDP060	DHP040
MAS0604030R5	600	400	300	MMH02	AD0202	ADSW01	MMDP060	DHP040
MAS0605015R5	600	500	155	MMH02	AD0202	ADSW01	MMDP060	DHP050
MAS0605021R5	600	500	210	MMH02	AD0202	ADSW01	MMDP060	DHP050
MAS0605026R5	600	500	260	MMH02	AD0202	ADSW01	MMDP060	DHP050
MAS0605030R5	600	500	300	MMH02	AD0202	ADSW01	MMDP060	DHP050
MAS0606021R5	600	600	210	MMH02	AD0202	ADSW01	MMDP060	DHP060
MAS0606030R5	600	600	300	MMH02	AD0202	ADSW01	MMDP060	DHP060
MAS0606040R5	600	600	400	MMH02	AD0202	ADSW01	MMDP060	DHP060
MAS0608030R5	600	800	300	MMH02	AD0202	ADSW01	MMDP060	DHP080
MAS0705021R5	700	500	210	MMH02	AD0202	ADSW01	MMDP070	DHP050
MAS0705026R5	700	500	260	MMH02	AD0202	ADSW01	MMDP070	DHP050
MAS0804030R5	800	400	300	MMH02	AD0202	ADSW01	MMDP080	DHP040
MAS0806021R5	800	600	210	MMH02	AD0202	ADSW01	MMDP080	DHP060
MAS0806026R5	800	600	260	MMH02	AD0202	ADSW01	MMDP080	DHP060
MAS0806030R5	800	600	300	MMH02	AD0202	ADSW01	MMDP080	DHP060
MAS0806040R5	800	600	400	MMH02	AD0202	ADSW01	MMDP080	DHP060
MAS0808021R5	800	800	210	MMH02	AD0202	ADSW01	MMDP080	DHP080
MAS0808030R5	800	800	300	MMH02	AD0202	ADSW01	MMDP080	DHP080
MAS0808040R5	800	800	400	MMH02	AD0202	ADSW01	MMDP080	DHP080
MAS1006026R5	1000	600	260	MMH03	AD0202	ADSW01	MMDP100	DHP060
MAS1006030R5	1000	600	300	MMH03	AD0202	ADSW01	MMDP100	DHP060
MAS1008026R5	1000	800	260	MMH03	AD0202	ADSW01	MMDP100	DHP080
MAS1008030R5	1000	800	300	MMH03	AD0202	ADSW01	MMDP100	DHP080
MAS1008040R5	1000	800	400	MMH03	AD0202	ADSW01	MMDP100	DHP080
MAS1206030R5	1200	600	300	MMH03	AD0202	ADSW01	MMDP120	DHP060
MAS1208030R5	1200	800	300	MMH03	AD0202	ADSW01	MMDP120	DHP080
MAS1208040R5	1200	800	400	MMH03	AD0202	ADSW01	MMDP120	DHP080



Enclosure				Gland plates					Protection
	H	W	D	Ventilated gland plate	Ventilated gland plate with fly-net	Ventilated gland plate with filter	Adapter gland plate	Gland plate with knock-outs	Rainhood
MAS0202015R5	200	200	155	-	-	-	-	-	-
MAS0252015R5	250	200	155	-	-	-	-	-	-
MAS0252515R5	250	250	155	-	-	-	-	-	ARF02515R5
MAS0302515R5	300	250	155	-	-	-	-	-	ARF02515R5
MAS0302521R5	300	250	210	-	-	-	-	-	ARF02521R5
MAS0303015R5	300	300	155	-	-	-	-	AFK11SR5	ARF03015R5
MAS0303021R5	300	300	210	AFR01R5	AFG01R5	AFV01R5	AFA01R5	AFK11R5/AFK12R5	ARF03021R5
MAS0352515R5	350	250	155	-	-	-	-	-	ARF02515R5
MAS0403015R5	400	300	155	-	-	-	-	AFK11SR5	ARF03015R5
MAS0403021R5	400	300	210	AFR01R5	AFG01R5	AFV01R5	AFA01R5	AFK11R5/AFK12R5	ARF03021R5
MAS0404021R5	400	400	210	AFR02R5	AFG02R5	AFV02R5	AFA02R5	AFK21R5/AFK22R5	ARF04021R5
MAS0405021R5	400	500	210	AFR03R5	AFG03R5	AFV03R5	AFA03R5	AFK31R5/AFK32R5	ARF05021R5
MAS0406021R5	400	600	210	AFR04R5	AFG04R5	AFV04R5	AFA04R5	AFK41R5/AFK42R5	ARF06021R5
MAS0503021R5	500	300	210	AFR01R5	AFG01R5	AFV01R5	AFA01R5	AFK11R5/AFK12R5	ARF03021R5
MAS0504015R5	500	400	155	-	-	-	-	AFK21SR5	ARF04015R5
MAS0504021R5	500	400	210	AFR02R5	AFG02R5	AFV02R5	AFA02R5	AFK21R5/AFK22R5	ARF04021R5
MAS0504026R5	500	400	260	AFR02R5	AFG02R5	AFV02R5	AFA02R5	AFK21R5/AFK22R5	ARF04026R5
MAS0504030R5	500	400	300	AFR02R5	AFG02R5	AFV02R5	AFA02R5	AFK21R5/AFK22R5	ARF04030R5
MAS0505021R5	500	500	210	AFR03R5	AFG03R5	AFV03R5	AFA03R5	AFK31R5/AFK32R5	ARF05021R5
MAS0505030R5	500	500	300	AFR03R5	AFG03R5	AFV03R5	AFA03R5	AFK31R5/AFK32R5	ARF05030R5
MAS0604015R5	600	400	155	-	-	-	-	AFK21SR5	ARF04015R5
MAS0604021R5	600	400	210	AFR02R5	AFG02R5	AFV02R5	AFA02R5	AFK21R5/AFK22R5	ARF04021R5
MAS0604026R5	600	400	260	AFR02R5	AFG02R5	AFV02R5	AFA02R5	AFK21R5/AFK22R5	ARF04026R5
MAS0604030R5	600	400	300	AFR02R5	AFG02R5	AFV02R5	AFA02R5	AFK22R5/AFK21R5	ARF04030R5
MAS0605015R5	600	500	155	-	-	-	-	AFK31SR5	ARF05015R5
MAS0605021R5	600	500	210	AFR03R5	AFG03R5	AFV03R5	AFA03R5	AFK31R5/AFK32R5	ARF05021R5
MAS0605026R5	600	500	260	AFR03R5	AFG03R5	AFV03R5	AFA03R5	AFK31R5/AFK32R5	ARF05026R5
MAS0605030R5	600	500	300	AFR03R5	AFG03R5	AFV03R5	AFA03R5	AFK31R5/AFK32R5	ARF05030R5
MAS0606021R5	600	600	210	AFR04R5	AFG04R5	AFV04R5	AFA04R5	AFK41R5/AFK42R5	ARF06021R5
MAS0606030R5	600	600	300	AFR04R5	AFG04R5	AFV04R5	AFA04R5	AFK41R5/AFK42R5	ARF06030R5
MAS0606040R5	600	600	400	AFR04R5	AFG04R5	AFV04R5	AFA04R5	AFK41R5/AFK42R5	ARF06040R5
MAS0608030R5	600	800	300	AFR02R5	AFG02R5	AFV02R5	AFA02R5	AFK21R5/AFK22R5	ARF08030R5
MAS0705021R5	700	500	210	AFR03R5	AFG03R5	AFV03R5	AFA03R5	AFK31R5/AFK32R5	ARF05021R5
MAS0705026R5	700	500	260	AFR03R5	AFG03R5	AFV03R5	AFA03R5	AFK31R5/AFK32R5	ARF05026R5
MAS0804030R5	800	400	300	AFR02R5	AFG02R5	AFV02R5	AFA02R5	AFK21R5/AFK22R5	ARF04030R5
MAS0806021R5	800	600	210	AFR04R5	AFG04R5	AFV04R5	AFA04R5	AFK41R5/AFK42R5	ARF06021R5
MAS0806026R5	800	600	260	AFR04R5	AFG04R5	AFV04R5	AFA04R5	AFK41R5/AFK42R5	ARF06026R5
MAS0806030R5	800	600	300	AFR04R5	AFG04R5	AFV04R5	AFA04R5	AFK41R5/AFK42R5	ARF06030R5
MAS0806040R5	800	600	400	AFR04R5	AFG04R5	AFV04R5	AFA04R5	AFK41R5/AFK42R5	ARF06040R5
MAS0808021R5	800	800	210	AFR02R5	AFG02R5	AFV02R5	AFA02R5	AFK21R5/AFK22R5	ARF08021R5
MAS0808030R5	800	800	300	AFR02R5	AFG02R5	AFV02R5	AFA02R5	AFK21R5/AFK22R5	ARF08030R5
MAS0808040R5	800	800	400	AFR02R5	AFG02R5	AFV02R5	AFA02R5	AFK21R5/AFK22R5	ARF08040R5
MAS1006026R5	1000	600	260	AFR04R5	AFG04R5	AFV04R5	AFA04R5	AFK41R5/AFK42R5	ARF06026R5
MAS1006030R5	1000	600	300	AFR04R5	AFG04R5	AFV04R5	AFA04R5	AFK41R5/AFK42R5	ARF06030R5
MAS1008026R5	1000	800	260	AFR02R5	AFG02R5	AFV02R5	AFA02R5	AFK21R5/AFK22R5	ARF08026R5
MAS1008030R5	1000	800	300	AFR02R5	AFG02R5	AFV02R5	AFA02R5	AFK21R5/AFK22R5	ARF08030R5
MAS1008040R5	1000	800	400	AFR02R5	AFG02R5	AFV02R5	AFA02R5	AFK21R5/AFK22R5	ARF08040R5
MAS1206030R5	1200	600	300	AFR04R5	AFG04R5	AFV04R5	AFA04R5	AFK41R5/AFK42R5	ARF06030R5
MAS1208030R5	1200	800	300	AFR02R5	AFG02R5	AFV02R5	AFA02R5	AFK21R5/AFK22R5	ARF08030R5
MAS1208040R5	1200	800	400	AFR02R5	AFG02R5	AFV02R5	AFA02R5	AFK21R5/AFK22R5	ARF08040R5

Wall Mounted Enclosures

Steel Range | Mild Steel

Double door | MAD

IP 55 | TYPE 12, 13 | IK 10



Material:

Body: 1.5 mm mild steel. Gland plate: 1.4 mm mild steel. Door: 2 mm mild steel
Mounting plate: 2 mm galvanized steel / 2.5 mm MAD1001030R5 and above.

Body:

Folded and seam welded. Four 8.5 mm diameter holes for wall fixing, pressed out in 20.4 mm diameter × 2 mm depressions, to allow air circulation around the rear part of the enclosure.

Door:

Surface mounted with 130° opening. Concealed removable hinges with captive pin. Inner M6 welded studs to mount door profiles MMDP. Two removable mounting profiles on the right hand door and two on the left hand door. Sealing is ensured by an injected one piece polyurethane gasket.

Lock:

Customized lock with double-bit for easy opening of the door. Double-bit 3 mm insert and 90° movement. Espagnolette three point locking. Other inserts are available as an accessory.

Mounting plate:

The mounting plate is marked vertically at 10 mm intervals, for easy horizontal positioning of equipment. On the top and bottom there are holes to facilitate cable fixing. Fixed onto M8 press welded studs to the rear of the enclosure. All sides, from 800 mm and above, are strengthened by folded edges. By using the AMG accessory, the mounting plate position can be adjusted to any depth.

Gland Plate Opening:

Situated at the far rear of the enclosure, to make cabling onto the mounting plate easier.

Protection:

IP 55 | TYPE 12, 13 | IK 10. For outdoor installation, the use of a rain hood ARF and 100% polyester paint coating is recommended. The corrosion resistance must be taken into consideration.

Finish:

RAL 7035 structured powder coating.

Delivery:

Enclosure with doors, and two door mounting profiles on each door. Gland plate(s) with gasket(s), metallic double-bit 3 mm key, and mounting accessories. Earthing facilities.



Dimensional table | MAD

IP 55 | TYPE 12, 13 | IK 10

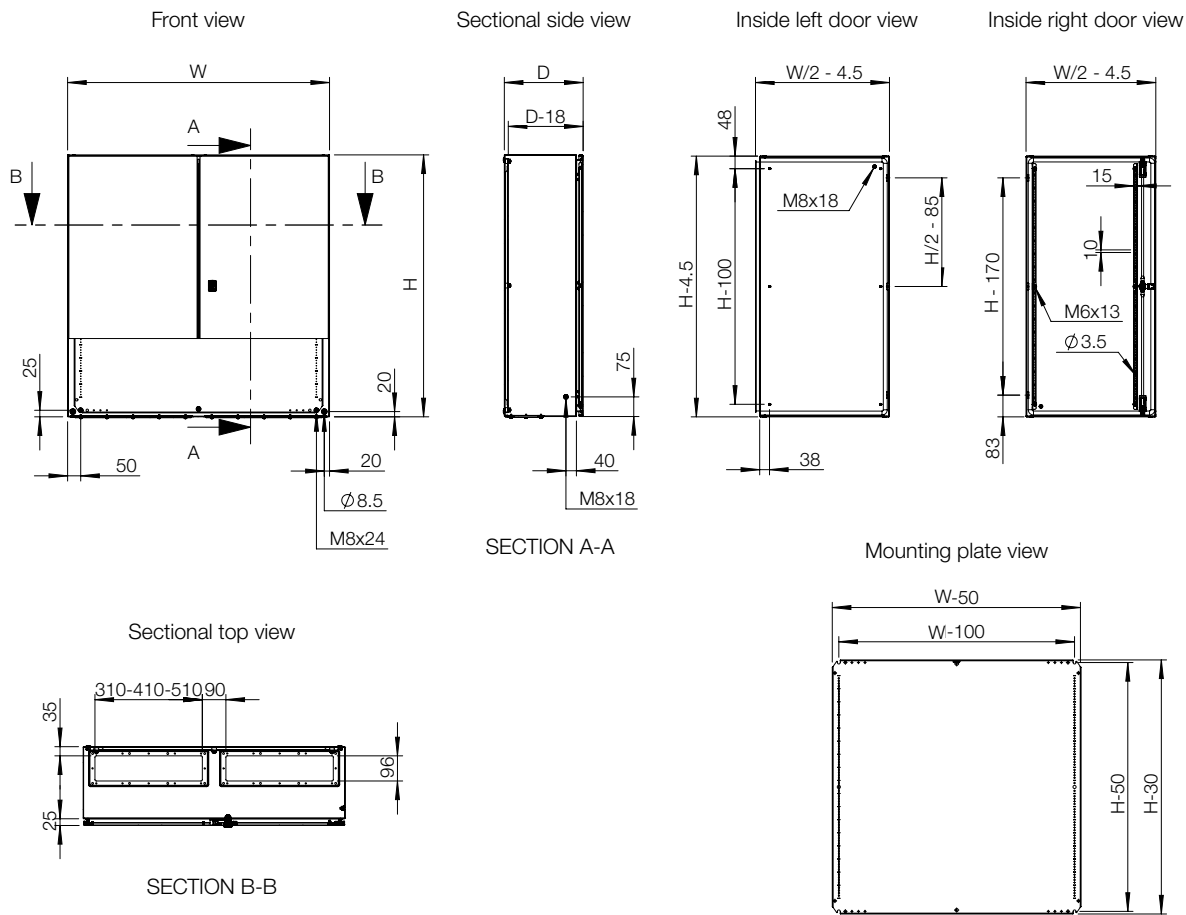
With mounting plate

Enclosure dimensions			Mounting plate dimensions		Usable depth	Gland plate			N° of locks	Item no.
H	W	D	h	w	d	Size	Type	Openings		
600	800	300	570	750	282	310 × 96	2	2	1*	MAD0608030R5
800	1200	300	770	1150	282	510 × 96	4	2	1*	MAD0801230R5
1000	1000	300	970	950	282	410 × 96	3	2	1*	MAD1001030R5
1200	1000	300	1170	950	282	410 × 96	3	2	1*	MAD1201030R5
1200	1200	300	1170	1150	282	510 × 96	4	2	1*	MAD1201230R5
1400	1000	300	1370	950	282	410 × 96	3	2	1*	MAD1401030R5






Without mounting plate







Enclosure dimensions			Gland plate			N° of locks	Item no.
H	W	D	Size	Type	Openings		
600	800	300	310 × 96	2	2	1*	MAD0608030PER5
800	1200	300	510 × 96	4	2	1*	MAD0801230PER5
1000	1000	300	410 × 96	3	2	1*	MAD1001030PER5
1200	1000	300	410 × 96	3	2	1*	MAD1201030PER5
1200	1200	300	510 × 96	4	2	1*	MAD1201230PER5
1400	1000	300	410 × 96	3	2	1*	MAD1401030PER5







* 3 point espagnolette locking.








Accessories selection matrix | MAD

								
Enclosure				Mounting				
	H	W	D	Steel mounting plate	Insulated mounting plate	Telequick mounting plate	Depth adjustment kit	Depth interior profile
MAD0608030R5	600	800	300	AMP06080	AMI06080	AMT06080	AMG300	DIP300
MAD0801230R5	800	1200	300	AMP08120	-	-	AMG300	DIP300
MAD1001030R5	1000	1000	300	AMP10100	-	-	AMG300	DIP300
MAD1201030R5	1200	1000	300	AMP12100	-	-	AMG300	DIP300
MAD1201230R5	1200	1200	300	AMP12120	-	-	AMG300	DIP300
MAD1401030R5	1400	1000	300	AMP14100	-	-	AMG300	DIP300

									
Enclosure				Fixing					
	H	W	D	Wall mounting brackets	Pole fixation	Front/rear plinths (100 mm height)	Side plinths (100 mm height)	Front/rear plinths (200 mm height)	Side plinths (200 mm height)
MAD0608030R5	600	800	300	AW41	EPF0800	P1080	PA1030	P2080	PA2030
MAD0801230R5	800	1200	300	AW41	-	P1120	PA1030	P2120	PA2030
MAD1001030R5	1000	1000	300	AW41	-	P1100	PA1030	P2100	PA2030
MAD1201030R5	1200	1000	300	AW41	-	P1100	PA1030	P2100	PA2030
MAD1201230R5	1200	1200	300	AW41	-	P1120	PA1030	P2120	PA2030
MAD1401030R5	1400	1000	300	AW41	-	P1100	PA1030	P2100	PA2030

									
Enclosure				Doors					
	H	W	D	Padlocking	180° hinges	Door stop	Door switch	Door mounting profiles	Door horizontal profiles
MAD0608030R5	600	800	300	PLC01	2x MMH02	ADO202	ADSW01	MMDP060	DHP040
MAD0801230R5	800	1200	300	PLC01	2x MMH02	ADO202	ADSW01	MMDP080	DHP060
MAD1001030R5	1000	1000	300	PLC01	2x MMH03	ADO202	ADSW01	MMDP100	DHP050
MAD1201030R5	1200	1000	300	PLC01	2x MMH03	ADO202	ADSW01	MMDP120	DHP050
MAD1201230R5	1200	1200	300	PLC01	2x MMH03	ADO202	ADSW01	MMDP120	DHP060
MAD1401030R5	1400	1000	300	PLC01	2x MMH03	ADO202	ADSW01	MMDP140	DHP050

									
Enclosure				Gland plates					Protection
	H	W	D	Ventilated gland plate	Ventilated gland plate with fly-net	Ventilated gland plate with filter	Adapter gland plate	Gland plate with knock-outs	Rainhood
MAD0608030R5	600	800	300	AFR02R5	AFG02R5	AFV02R5	AFA02R5	AFK21R5/AFK22R5	ARF08030R5
MAD0801230R5	800	1200	300	AFR04R5	AFG04R5	AFV04R5	AFA04R5	AFK41R5/AFK42R5	ARF12030R5
MAD1001030R5	1000	1000	300	AFR03R5	AFG03R5	AFV03R5	AFA03R5	AFK31R5/AFK32R5	ARF10030R5
MAD1201030R5	1200	1000	300	AFR03R5	AFG03R5	AFV03R5	AFA03R5	AFK31R5/AFK32R5	ARF10030R5
MAD1201230R5	1200	1200	300	AFR04R5	AFG04R5	AFV04R5	AFA04R5	AFK41R5/AFK42R5	ARF12030R5
MAD1401030R5	1400	1000	300	AFR03R5	AFG03R5	AFV03R5	AFA03R5	AFK31R5/AFK32R5	ARF10030R5

Wall Mounted Enclosures

Steel Range | Mild Steel

Panel | MAP

IP 66 | TYPE 4, 12, 13 | IK 10



Material:

Body: 1.5 mm mild steel. Gland plate: 1.4 mm mild steel. Door: 1.5 mm mild steel MAP0306030R5 / 2 mm MAP0308030R5 and above. Mounting plate: 2 mm galvanized steel.

Body:

Folded and seam welded. Four 8.5 mm diameter holes for wall fixing, pressed out in 20.4 mm diameter × 2 mm depressions, to allow air circulation around the rear part of the enclosure.

Front panel:

Surface mounted with 130° opening. Concealed removable hinges with captive pin. Hinges can be mounted to allow top or bottom opening. Mechanical door stop keeps the panel open. Inner M6 welded studs. One removable mounting profile on the hinge side. Sealing is ensured by an injected one piece polyurethane gasket.

Lock:

Customized lock with double-bit for easy opening of the panel. Double-bit 3 mm insert and 90° movement. Other inserts are available as an accessory.

Mounting plate:

The mounting plate is marked vertically at 10 mm intervals, for easy horizontal positioning of equipment. On the top and bottom there are holes to facilitate cable fixing. Fixed onto M8 press welded studs to the rear of the enclosure. All sides, from 800 mm and above, are strengthened by folded edges.

Gland Plate Opening:

In top and bottom. Situated at the far rear of the enclosure, to make cabling onto the mounting plate easier. Gland plates (AF) and gaskets (AG) are not included. If the MAP panel is to be combined to an MAS or MAD enclosure, then the gland plate from the MAS/MAD enclosure can be used with the MAP panel.

Protection:

Mounted stand alone, complies with IP 66 | TYPE 4, 12, 13 | IK 10, providing you mount the gland plate(s) and gasket(s), supplied as an accessory. Combined with MAS or MAD, complies with IP 55 | TYPE 12.

Finish:

RAL 7035 structured powder coating.

Delivery:

Enclosure with panel and one panel mounting profile. Plastic double-bit 3 mm key and mounting accessories. Earthing facilities.



Dimensional table | MAP

IP 66 | TYPE 4, 12, 13 | IK 10

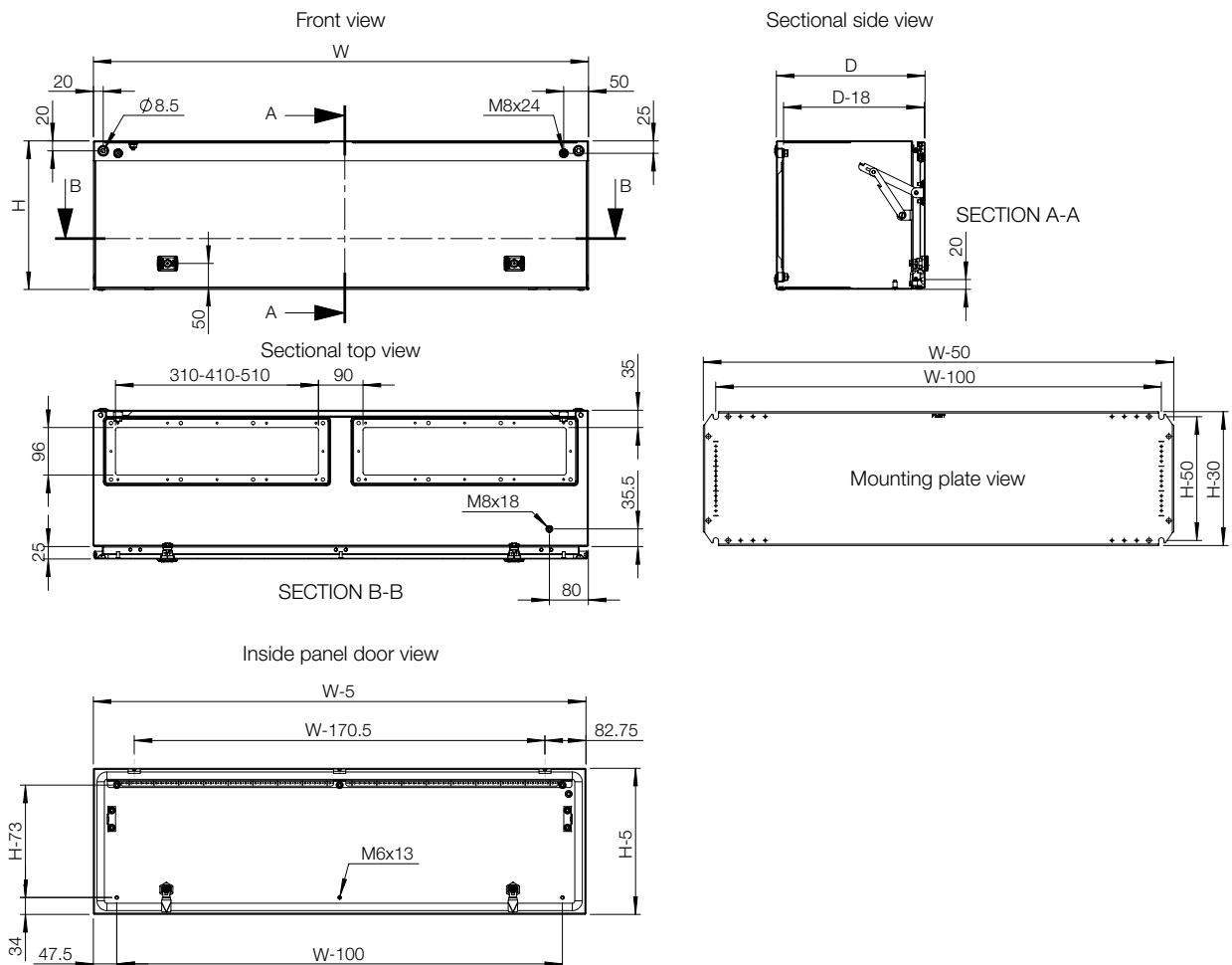
With mounting plate





Enclosure dimensions			Mounting plate dimensions		Usable depth	Gland plate			N° of locks	Item no.
H	W	D	h	w	d	Size	Type	Openings		
300	600	300	270	550	282	510 × 96	4	1 + 1	2	MAP0306030R5
300	800	300	270	750	282	310 × 96	2	2 + 2	2	MAP0308030R5
300	1000	300	270	950	282	410 × 96	3	2 + 2	2	MAP0310030R5
300	1200	300	270	1150	282	510 × 96	4	2 + 2	2	MAP0312030R5





Without mounting plate







Enclosure dimensions			Gland plate			N° of locks	Item no.
H	W	D	Size	Type	Openings		
300	600	300	510 × 96	4	1 + 1	2	MAP0306030PER5
300	800	300	310 × 96	2	2 + 2	2	MAP0308030PER5
300	1000	300	410 × 96	3	2 + 2	2	MAP0310030PER5
300	1200	300	510 × 96	4	2 + 2	2	MAP0312030PER5

Dimensional drawing | MAP



							
Enclosure				Mounting		Doors	
	H	W	D	Steel mounting plate	Depth interior profile	Padlocking	Door switch
MAP0306030R5	300	600	300	AMP03060	DIP300	PLC01	ADSW01
MAP0308030R5	300	800	300	AMP03080	DIP300	PLC01	ADSW01
MAP0310030R5	300	1000	300	AMP03100	DIP300	PLC01	ADSW01
MAP0312030R5	300	1200	300	AMP03120	DIP300	PLC01	ADSW01

									
Enclosure				Fixing					
	H	W	D	Wall mounting brackets	Pole fixation	Front/rear plinths (100 mm height)	Side plinths (100 mm height)	Front/rear plinths (200 mm height)	Side plinths (200 mm height)
MAP0306030R5	300	600	300	AW41	EPF0600	P1060	PA1030	P2060	PA2030
MAP0308030R5	300	800	300	AW41	EPF0800	P1080	PA1030	P2080	PA2030
MAP0310030R5	300	1000	300	AW41	-	P1100	PA1030	P2100	PA2030
MAP0312030R5	300	1200	300	AW41	-	P1120	PA1030	P2120	PA2030

									
Enclosure				Gland plates					
	H	W	D	Standard gland plate	Ventilated gland plate	Ventilated gland plate with fly-net	Ventilated gland plate with filter	Adapter gland plate	Gland plate with knock-outs
MAP0306030R5	300	600	300	AF04R5	AFR04R5	AFG04R5	AFV04R5	AFA04R5	AFK41R5/AFK42R5
MAP0308030R5	300	800	300	AF02R5	AFR02R5	AFG02R5	AFV02R5	AFA02R5	AFK21R5/AFK22R5
MAP0310030R5	300	1000	300	AF03R5	AFR03R5	AFG03R5	AFV03R5	AFA03R5	AFK31R5/AFK32R5
MAP0312030R5	300	1200	300	AF04R5	AFR04R5	AFG04R5	AFV04R5	AFA04R5	AFK42R5/AFK41R5

Wall Mounted Enclosures Steel Range | Stainless Steel Single door | ASR

IP 66 | TYPE 4X, 12, 13 | IK 10



Material:

AISI 304L / AISI 316L pre-grained stainless steel. Body: 1.5 mm. Door for AISI 304L: 1.5 mm / 2 mm for enclosures with a height or width of 600 mm or greater. Door for AISI 316L: 2 mm. Mounting plate: 2 mm galvanized steel.

Body:

Folded and seam welded.

Door:

Corner formed in one piece. Surface mounted, with 130° opening. Concealed AISI 304 stainless steel hinges with captive pin. Can be mounted to allow left or right hand opening. For AISI 316L, sealing is ensured by an injected one piece silicone gasket. Inner M6 welded studs, to mount door profiles MMDP.

Lock:

nVent HOFFMAN customized zamak double-bit 3 mm lock, with 90° movement and anti-vibration mechanism. Two locks for 600 mm high to 800 mm high enclosures. Espagnolette three point locking or 3 locks for 1000 mm high enclosures and above. Stainless steel lock and other versions are available as accessories.

Mounting plate:

The mounting plate is marked vertically at 10 mm intervals, for easy horizontal positioning of equipment. On the top and bottom there are holes to facilitate cable fixing. Fixed onto M8 press welded studs to the rear of the enclosure. All sides, from 800 mm and above, are strengthened by folded edges. By using the AMG accessory, the mounting plate position can be adjusted to any depth.

Cable access:

No gland plate openings as standard, to maximise sealing and cleanliness.

Protection:

Corresponds with IP 66 | TYPE 4X, 12, 13 | IK 10.

Finish:

400 pre-grained stainless steel.

Delivery:

Enclosure with door, mounting plate, plastic double-bit 3 mm key, and mounting accessories. Metallic key, for height 1000 mm and above.

Additional information:

For outdoor environments, exposed to precipitation, the use of a rain hood is advised. Also in environments known for quick temperature changes, consideration to condensation should be taken. Please see the thermal management section.



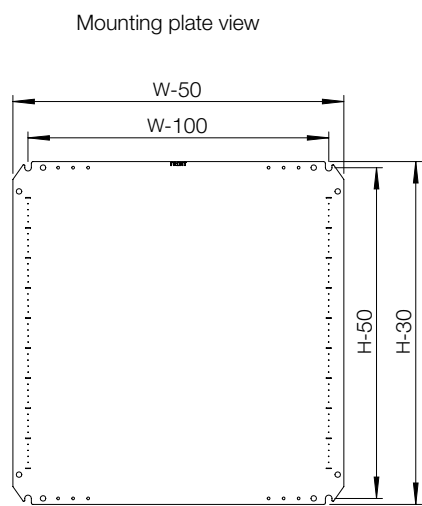
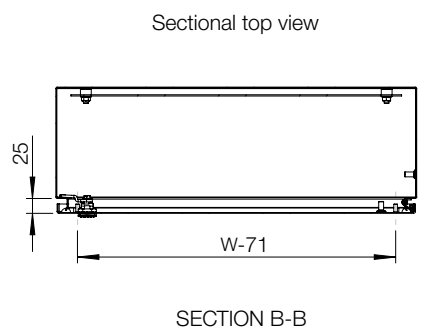
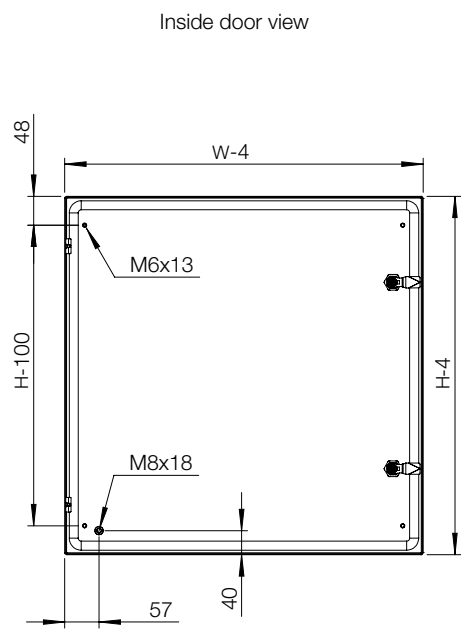
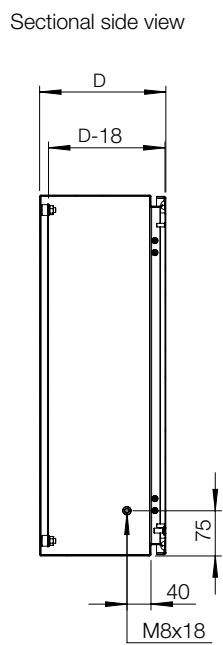
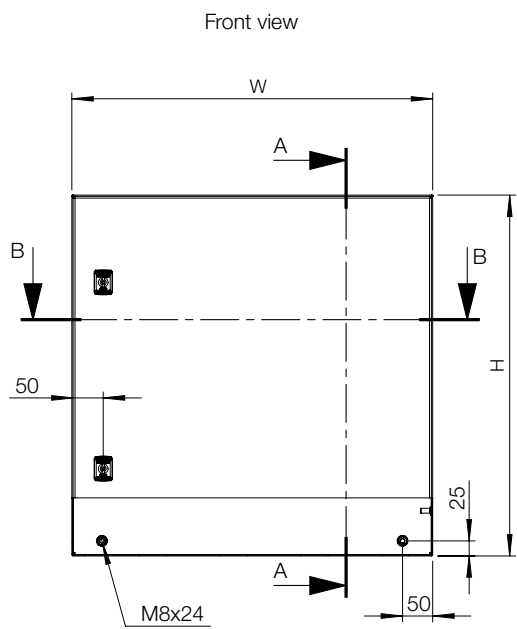
Dimensional table | ASR

IP 66 | TYPE 4X, 12, 13 | IK 10







With mounting plate

Enclosure dimensions			Mounting plate dimensions		Usable depth	N° of locks	Item no.
H	W	D	h	w	d		
180	240	150	150	190	132	1	ASR0182415
180	240	150	150	190	132	1	ASR0182415-316
240	240	150	210	190	132	1	ASR0242415
240	240	150	210	190	132	1	ASR0242415-316
240	360	150	210	310	132	1	ASR0243615
240	360	150	210	310	132	1	ASR0243615-316
300	200	150	270	150	132	1	ASR0302015
300	200	150	270	150	132	1	ASR0302015-316
360	240	150	330	190	132	1	ASR0362415
360	240	150	330	190	132	1	ASR0362415-316
400	300	150	370	250	132	1	ASR0403015
400	300	150	370	250	132	1	ASR0403015-316
400	300	210	370	250	192	1	ASR0403021
400	300	210	370	250	192	1	ASR0403021-316
400	400	210	370	350	192	1	ASR0404021
400	400	210	370	350	192	1	ASR0404021-316
400	600	210	370	550	192	1	ASR0406021
400	600	210	370	550	192	1	ASR0406021-316
500	400	210	470	350	192	1	ASR0504021
500	400	210	470	350	192	1	ASR0504021-316
500	500	210	470	450	192	1	ASR0505021
500	500	210	470	450	192	1	ASR0505021-316
600	400	210	570	350	192	2	ASR0604021
600	400	210	570	350	192	2	ASR0604021-316
600	600	210	570	550	192	2	ASR0606021
600	600	210	570	550	192	2	ASR0606021-316
600	600	300	570	550	282	2	ASR0606030
600	600	300	570	550	282	2	ASR0606030-316
600	800	300	570	750	282	2	ASR0608030
600	800	300	570	750	282	2	ASR0608030-316
800	600	210	770	550	192	2	ASR0806021
800	600	210	770	550	192	2	ASR0806021-316
800	600	300	770	550	282	2	ASR0806030
800	600	300	770	550	282	2	ASR0806030-316
800	800	300	770	750	282	2	ASR0808030
800	800	300	770	750	282	2	ASR0808030-316
1000	800	300	970	750	282	1*	ASR1008030
1000	800	300	970	750	282	1*	ASR1008030-316
1200	800	300	1170	750	282	1*	ASR1208030
1200	800	300	1170	750	282	1*	ASR1208030-316
1200	800	400	1170	750	382	1*	ASR1208040
1200	800	400	1170	750	382	1*	ASR1208040-316
1400	800	400	1370	750	382	1*	ASR1408040
1400	800	400	1370	750	382	3	ASR1408040-316

* 1000 mm high enclosures and above have espagnolette three point locking or 3 locks.



Accessories selection matrix | ASR

									
Enclosure				Mounting					Modular System
	H	W	D	Steel mounting plate	Insulated mounting plate	Telequick mounting plate	Depth adjustment kit	Depth interior profile	Modular chassis
ASR0182415	180	240	150	-	-	-	-	-	-
ASR0182415-316	180	240	150	-	-	-	-	-	-
ASR0242415	240	240	150	-	-	-	-	-	-
ASR0242415-316	240	240	150	-	-	-	-	-	-
ASR0243615	240	360	150	-	-	-	-	-	-
ASR0243615-316	240	360	150	-	-	-	-	-	-
ASR0302015	300	200	150	-	-	-	-	-	-
ASR0302015-316	300	200	150	-	-	-	-	-	-
ASR0362415	360	240	150	-	-	-	-	-	-
ASR0362415-316	360	240	150	-	-	-	-	-	-
ASR0403015	400	300	150	AMP04030	AMI04030	AMT04030	-	-	AC04030R5
ASR0403015-316	400	300	150	AMP04030	AMI04030	AMT04030	-	-	AC04030R5
ASR0403021	400	300	210	AMP04030	AMI04030	AMT04030	AMG210	DIP210	AC04030R5
ASR0403021-316	400	300	210	AMP04030	AMI04030	AMT04030	AMG210	DIP210	AC04030R5
ASR0404021	400	400	210	AMP04040	AMI04040	AMT04040	AMG210	DIP210	-
ASR0404021-316	400	400	210	AMP04040	AMI04040	AMT04040	AMG210	DIP210	-
ASR0406021	400	600	210	AMP04060	AMI04060	AMT04060	AMG210	DIP210	-
ASR0406021-316	400	600	210	AMP04060	AMI04060	AMT04060	AMG210	DIP210	-
ASR0504021	500	400	210	AMP05040	AMI05040	AMT05040	AMG210	DIP210	AC05040R5
ASR0504021-316	500	400	210	AMP05040	AMI05040	AMT05040	AMG210	DIP210	AC05040R5
ASR0505021	500	500	210	AMP05050	AMI05050	AMT05050	AMG210	DIP210	-
ASR0505021-316	500	500	210	AMP05050	AMI05050	AMT05050	AMG210	DIP210	-
ASR0604021	600	400	210	AMP06040	AMI06040	AMT06040	AMG210	DIP210	AC06040R5
ASR0604021-316	600	400	210	AMP06040	AMI06040	AMT06040	AMG210	DIP210	AC06040R5
ASR0606021	600	600	210	AMP06060	AMI06060	AMT06060	AMG210	DIP210	AC06060R5
ASR0606021-316	600	600	210	AMP06060	AMI06060	AMT06060	AMG210	DIP210	AC06060R5
ASR0606030	600	600	300	AMP06060	AMI06060	AMT06060	AMG300	DIP300	AC06060R5
ASR0606030-316	600	600	300	AMP06060	AMI06060	AMT06060	AMG300	DIP300	AC06060R5
ASR0608030	600	800	300	AMP06080	AMI06080	AMT06080	AMG300	DIP300	-
ASR0608030-316	600	800	300	AMP06080	AMI06080	AMT06080	AMG300	DIP300	-
ASR0806021	800	600	210	AMP08060	AMI08060	AMT08060	AMG210	DIP210	AC08060R5
ASR0806021-316	800	600	210	AMP08060	AMI08060	AMT08060	AMG210	DIP210	AC08060R5
ASR0806030	800	600	300	AMP08060	AMI08060	AMT08060	AMG300	DIP300	AC08060R5
ASR0806030-316	800	600	300	AMP08060	AMI08060	AMT08060	AMG300	DIP300	AC08060R5
ASR0808030	800	800	300	AMP08080	AMI08080	AMT08080	AMG300	DIP300	-
ASR0808030-316	800	800	300	AMP08080	AMI08080	AMT08080	AMG300	DIP300	-
ASR1008030	1000	800	300	AMP10080	AMI10080	AMT10080	AMG300	DIP300	AC10080R5
ASR1008030-316	1000	800	300	AMP10080	AMI10080	AMT10080	AMG300	DIP300	AC10080R5
ASR1208030	1200	800	300	AMP12080	AMI12080	AMT12080	AMG300	DIP300	-
ASR1208030-316	1200	800	300	AMP12080	AMI12080	AMT12080	AMG300	DIP300	-
ASR1208040	1200	800	400	AMP12080	AMI12080	AMT12080	AMG400	DIP400	-
ASR1208040-316	1200	800	400	AMP12080	AMI12080	AMT12080	AMG400	DIP400	-
ASR1408040	1400	800	400	-	-	-	AMG400	DIP400	-
ASR1408040-316	1400	800	400	-	-	-	AMG400	DIP400	-



Enclosure				Fixing			Protection
	H	W	D	Wall mounting brackets	Pole fixation	Plinth	Rainhood
ASR0182415	180	240	150	AWS41-304	-	-	-
ASR0182415-316	180	240	150	AWS41-316	-	-	-
ASR0242415	240	240	150	AWS41-304	-	-	-
ASR0242415-316	240	240	150	AWS41-316	-	-	-
ASR0243615	240	360	150	AWS41-304	-	-	-
ASR0243615-316	240	360	150	AWS41-316	-	-	-
ASR0302015	300	200	150	AWS41-304	-	-	-
ASR0302015-316	300	200	150	AWS41-316	-	-	-
ASR0362415	360	240	150	AWS41-304	-	-	-
ASR0362415-316	360	240	150	AWS41-316	-	-	-
ASR0403015	400	300	150	AWS41-304	EPF0300	-	-
ASR0403015-316	400	300	150	AWS41-316	EPF0300	-	-
ASR0403021	400	300	210	AWS41-304	EPF0300	-	-
ASR0403021-316	400	300	210	AWS41-316	EPF0300	-	-
ASR0404021	400	400	210	AWS41-304	EPF0400	-	ASST042
ASR0404021-316	400	400	210	AWS41-316	EPF0400	-	ASST042-316
ASR0406021	400	600	210	AWS41-304	EPF0600	-	ASST062
ASR0406021-316	400	600	210	AWS41-316	EPF0600	-	ASST062-316
ASR0504021	500	400	210	AWS41-304	EPF0400	-	ASST042
ASR0504021-316	500	400	210	AWS41-316	EPF0400	-	ASST042-316
ASR0505021	500	500	210	AWS41-304	EPF0500	-	-
ASR0505021-316	500	500	210	AWS41-316	EPF0500	-	-
ASR0604021	600	400	210	AWS41-304	EPF0400	-	ASST042
ASR0604021-316	600	400	210	AWS41-316	EPF0400	-	ASST042-316
ASR0606021	600	600	210	AWS41-304	EPF0600	-	ASST062
ASR0606021-316	600	600	210	AWS41-316	EPF0600	-	ASST062-316
ASR0606030	600	600	300	AWS41-304	EPF0600	MSVS1063	ASST063
ASR0606030-316	600	600	300	AWS41-316	EPF0600	MSVS1063-316	ASST063-316
ASR0608030	600	800	300	AWS41-304	EPF0800	MSVS1083	ASST083
ASR0608030-316	600	800	300	AWS41-316	EPF0800	MSVS1083-316	ASST083-316
ASR0806021	800	600	210	AWS41-304	EPF0600	-	ASST062
ASR0806021-316	800	600	210	AWS41-316	EPF0600	-	ASST062-316
ASR0806030	800	600	300	AWS41-304	EPF0600	MSVS1063	ASST063
ASR0806030-316	800	600	300	AWS41-316	EPF0600	MSVS1063-316	ASST063-316
ASR0808030	800	800	300	AWS41-304	EPF0800	MSVS1083	ASST083
ASR0808030-316	800	800	300	AWS41-316	EPF0800	MSVS1083-316	ASST083-316
ASR1008030	1000	800	300	AWS41-304	EPF0800	MSVS1083	ASST083
ASR1008030-316	1000	800	300	AWS41-316	EPF0800	MSVS1083-316	ASST083-316
ASR1208030	1200	800	300	AWS41-304	EPF0800	MSVS1083	ASST083
ASR1208030-316	1200	800	300	AWS41-316	EPF0800	MSVS1083-316	ASST083-316
ASR1208040	1200	800	400	AWS41-304	EPF0800	MSVS1084	ASST084
ASR1208040-316	1200	800	400	AWS41-316	EPF0800	MSVS1084-316	ASST084-316
ASR1408040	1400	800	400	AWS41-304	EPF0800	MSVS1084	ASST084
ASR1408040-316	1400	800	400	AWS41-316	EPF0800	MSVS1084-316	ASST084-316

Accessories selection matrix | ASR

								
Enclosure	Doors							
	H	W	D	180° hinges	Door stop	Door switch	Door mounting profiles	Door horizontal profiles
ASR0182415	180	240	150	MMHS02	-	ADSW01	-	-
ASR0182415-316	180	240	150	MMHS02	-	ADSW01	-	-
ASR0242415	240	240	150	MMHS02	-	ADSW01	-	-
ASR0242415-316	240	240	150	MMHS02	-	ADSW01	-	-
ASR0243615	240	360	150	MMHS02	ADO202S	ADSW01	-	-
ASR0243615-316	240	360	150	MMHS02	ADO202S	ADSW01	-	-
ASR0302015	300	200	150	MMHS02	-	ADSW01	-	-
ASR0302015-316	300	200	150	MMHS02	-	ADSW01	-	-
ASR0362415	360	240	150	MMHS02	-	ADSW01	-	-
ASR0362415-316	360	240	150	MMHS02	-	ADSW01	-	-
ASR0403015	400	300	150	MMHS02	ADO202S	ADSW01	MMDP040	DHP030
ASR0403015-316	400	300	150	MMHS02	ADO202S	ADSW01	MMDP040	DHP030
ASR0403021	400	300	210	MMHS02	ADO202S	ADSW01	MMDP040	DHP030
ASR0403021-316	400	300	210	MMHS02	ADO202S	ADSW01	MMDP040	DHP030
ASR0404021	400	400	210	MMHS02	ADO202S	ADSW01	MMDP040	DHP040
ASR0404021-316	400	400	210	MMHS02	ADO202S	ADSW01	MMDP040	DHP040
ASR0406021	400	600	210	MMHS02	ADO202S	ADSW01	MMDP040	DHP060
ASR0406021-316	400	600	210	MMHS02	ADO202S	ADSW01	MMDP040	DHP060
ASR0504021	500	400	210	MMHS02	ADO202S	ADSW01	MMDP050	DHP040
ASR0504021-316	500	400	210	MMHS02	ADO202S	ADSW01	MMDP050	DHP040
ASR0505021	500	500	210	MMHS02	ADO202S	ADSW01	MMDP050	DHP050
ASR0505021-316	500	500	210	MMHS02	ADO202S	ADSW01	MMDP050	DHP050
ASR0604021	600	400	210	MMHS02	ADO202S	ADSW01	MMDP060	DHP040
ASR0604021-316	600	400	210	MMHS02	ADO202S	ADSW01	MMDP060	DHP040
ASR0606021	600	600	210	MMHS02	ADO202S	ADSW01	MMDP060	DHP060
ASR0606021-316	600	600	210	MMHS02	ADO202S	ADSW01	MMDP060	DHP060
ASR0606030	600	600	300	MMHS02	ADO202S	ADSW01	MMDP060	DHP060
ASR0606030-316	600	600	300	MMHS02	ADO202S	ADSW01	MMDP060	DHP060
ASR0608030	600	800	300	MMHS02	ADO202S	ADSW01	MMDP060	DHP080
ASR0608030-316	600	800	300	MMHS02	ADO202S	ADSW01	MMDP060	DHP080
ASR0806021	800	600	210	MMHS02	ADO202S	ADSW01	MMDP080	DHP060
ASR0806021-316	800	600	210	MMHS02	ADO202S	ADSW01	MMDP080	DHP060
ASR0806030	800	600	300	MMHS02	ADO202S	ADSW01	MMDP080	DHP060
ASR0806030-316	800	600	300	MMHS02	ADO202S	ADSW01	MMDP080	DHP060
ASR0808030	800	800	300	MMHS02	ADO202S	ADSW01	MMDP080	DHP080
ASR0808030-316	800	800	300	MMHS02	ADO202S	ADSW01	MMDP080	DHP080
ASR1008030	1000	800	300	MMHS03	ADO202S	ADSW01	MMDP100	DHP080
ASR1008030-316	1000	800	300	MMHS03	ADO202S	ADSW01	MMDP100	DHP080
ASR1208030	1200	800	300	MMHS03	ADO202S	ADSW01	MMDP120	DHP080
ASR1208030-316	1200	800	300	MMHS03	ADO202S	ADSW01	MMDP120	DHP080
ASR1208040	1200	800	400	MMHS03	ADO202S	ADSW01	MMDP120	DHP080
ASR1208040-316	1200	800	400	MMHS03	ADO202S	ADSW01	MMDP120	DHP080
ASR1408040	1400	800	400	MMHS03	ADO202S	ADSW01	MMDP140	DHP080
ASR1408040-316	1400	800	400	MMHS03	ADO202S	ADSW01	MMDP140	DHP080



Enclosure	H	W	D	Inner door	Glazed door	Transparent aluminium door	Locks
							Padlocking
ASR0182415	180	240	150	-	-	-	PLC01
ASR0182415-316	180	240	150	-	-	-	PLC01
ASR0242415	240	240	150	-	-	-	PLC01
ASR0242415-316	240	240	150	-	-	-	PLC01
ASR0243615	240	360	150	-	-	-	PLC01
ASR0243615-316	240	360	150	-	-	-	PLC01
ASR0302015	300	200	150	-	-	-	PLC01
ASR0302015-316	300	200	150	-	-	-	PLC01
ASR0362415	360	240	150	-	ADCS03624	-	PLC01
ASR0362415-316	360	240	150	-	-	-	PLC01
ASR0403015	400	300	150	ADIS04030	ADCS04030	ADA04030	PLC01
ASR0403015-316	400	300	150	ADIS04030	-	ADA04030	PLC01
ASR0403021	400	300	210	ADIS04030	ADCS04030	ADA04030	PLC01
ASR0403021-316	400	300	210	ADIS04030	-	ADA04030	PLC01
ASR0404021	400	400	210	-	ADCS04040	ADA04040	PLC01
ASR0404021-316	400	400	210	-	-	ADA04040	PLC01
ASR0406021	400	600	210	-	ADCS04060	ADA04060	PLC01
ASR0406021-316	400	600	210	-	-	ADA04060	PLC01
ASR0504021	500	400	210	ADIS05040	ADCS05040	ADA05040	PLC01
ASR0504021-316	500	400	210	ADIS05040	-	ADA05040	PLC01
ASR0505021	500	500	210	ADIS05050	ADCS05050	-	PLC01
ASR0505021-316	500	500	210	ADIS05050	-	-	PLC01
ASR0604021	600	400	210	ADIS06040	ADCS06040	ADAB06040	PLC01
ASR0604021-316	600	400	210	ADIS06040	-	ADAB06040	PLC01
ASR0606021	600	600	210	ADIS06060	ADCS06060	ADAB06060	PLC01
ASR0606021-316	600	600	210	ADIS06060	-	ADAB06060	PLC01
ASR0606030	600	600	300	ADIS06060	ADCS06060	ADAB06060	PLC01
ASR0606030-316	600	600	300	ADIS06060	-	ADAB06060	PLC01
ASR0608030	600	800	300	-	ADCS06080	ADAB06080	PLC01
ASR0608030-316	600	800	300	-	-	ADAB06080	PLC01
ASR0806021	800	600	210	ADIS08060	ADCS08060	ADAB08060	PLC01
ASR0806021-316	800	600	210	ADIS08060	-	ADAB08060	PLC01
ASR0806030	800	600	300	ADIS08060	ADCS08060	ADAB08060	PLC01
ASR0806030-316	800	600	300	ADIS08060	-	ADAB08060	PLC01
ASR0808030	800	800	300	-	ADCS08080	-	PLC01
ASR0808030-316	800	800	300	-	-	-	PLC01
ASR1008030	1000	800	300	ADIS10080	ADCS10080	ADAB10080	PLC01
ASR1008030-316	1000	800	300	ADIS10080	-	ADAB10080	PLC01
ASR1208030	1200	800	300	ADIS12080	ADCS12080	ADAB12080	PLC01
ASR1208030-316	1200	800	300	ADIS12080	-	ADAB12080	PLC01
ASR1208040	1200	800	400	ADIS12080	ADCS12080	ADAB12080	PLC01
ASR1208040-316	1200	800	400	ADIS12080	-	ADAB12080	PLC01
ASR1408040	1400	800	400	-	ADCS14080	-	PLC01
ASR1408040-316	1400	800	400	-	-	-	PLC01

Wall Mounted Enclosures

Steel Range | Stainless Steel

Double door | ADR

IP 55 | TYPE 12, 13 | IK 10



Material:

AISI 304L / AISI 316L pre-grained stainless steel. Body: 1.5 mm. Door: 2 mm.
Mounting plate: 2.5 mm galvanized steel.

Body:

Folded and seam welded.

Door:

Corner formed in one piece. Surface mounted, with 130° opening. Concealed AISI 304 stainless steel hinges with captive pin. Inner M6 welded studs to mount door profiles MMDP. For AISI 316L, sealing is ensured by an injected one piece silicone gasket.

Lock:

nVent HOFFMAN customized zamak double-bit 3 mm lock, with 90° movement and anti-vibration mechanism. Espagnolette three point locking. Stainless steel lock and other versions are available as accessories.

Mounting plate:

The mounting plate is marked vertically at 10 mm intervals, for easy horizontal positioning of equipment. On the top and bottom there are holes to facilitate cable fixing. Fixed onto M8 press welded studs to the rear of the enclosure. All sides, from 800 mm and above, are strengthened by folded edges. By using the AMG accessory, the mounting plate position can be adjusted to any depth.

Cable access:

No gland plate openings as standard, to maximise sealing and cleanliness.

Finish:

400 pre-grained stainless steel.

Protection:

Corresponds with IP 55 | TYPE 12, 13 | IK 10.

Delivery:

Enclosure with door, mounting plate, metallic key and mounting accessories.

Additional information:

For outdoor environments exposed to precipitation, the use of a rain hood is advised. Also in environments known for quick temperature changes, consideration to condensation should be taken. Please see the thermal management section.



Dimensional table | ADR

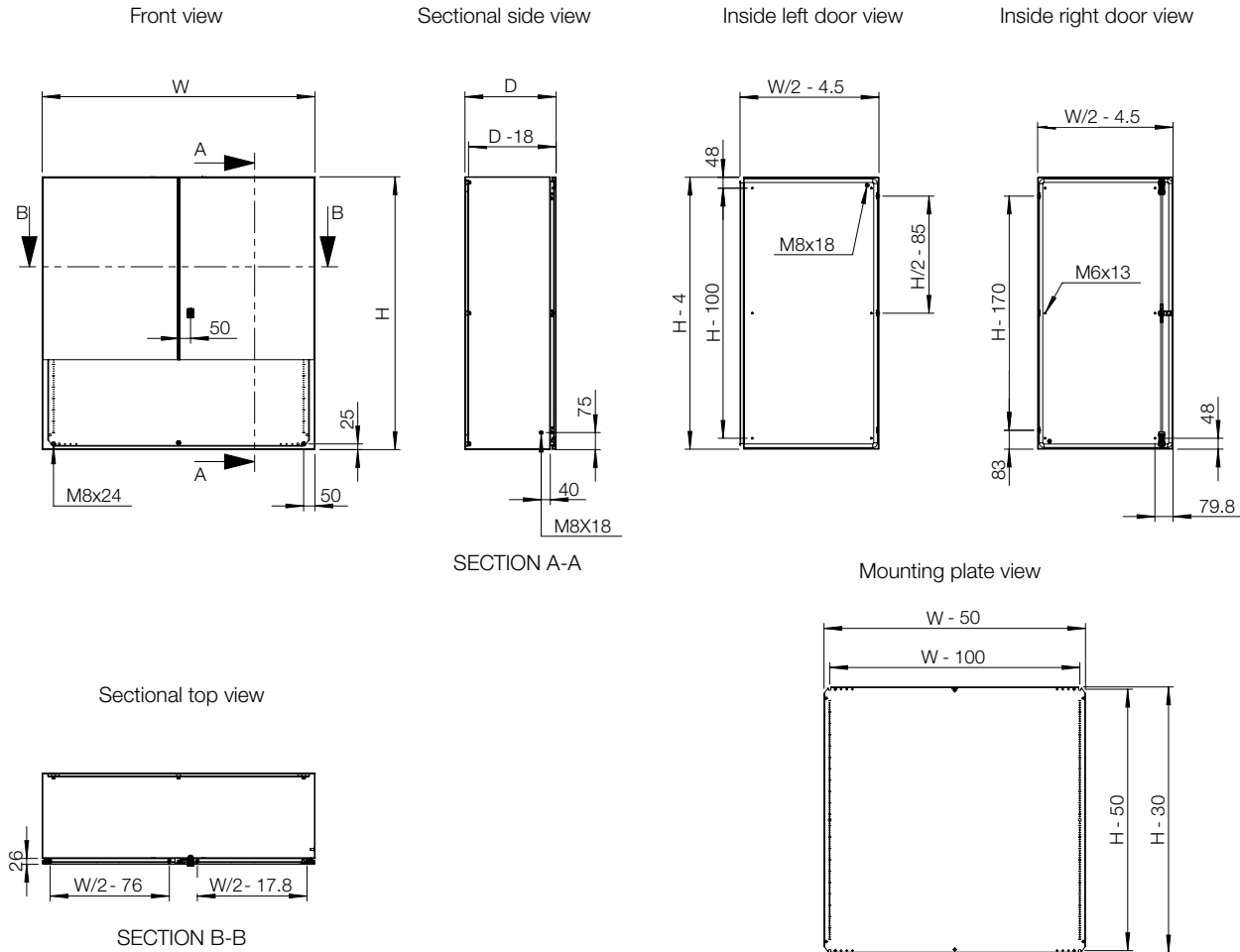
IP 55 | TYPE 12, 13 | IK 10







With mounting plate







Enclosure dimensions			Mounting plate dimensions		Usable depth	N° of locks	Item no.
H	W	D	h	w	d		
1000	1000	300	970	950	282	1*	ADR1001030
1000	1000	300	970	950	282	1*	ADR1001030-316
1000	1200	300	970	1150	282	1*	ADR1001230
1000	1200	300	970	1150	282	1*	ADR1001230-316
1200	1200	400	1170	1150	382	1*	ADR1201240
1200	1200	400	1170	1150	382	1*	ADR1201240-316

* 3 point espagnolette locking.

Dimensional drawing | ADR



									
Enclosure				Mounting			Fixing		Protection
	H	W	D	Steel mounting plate	Depth adjustment kit	Depth interior profile	Wall mounting brackets	Plinth	Rainhood
ADR1001030	1000	1000	300	AMP10100	AMG300	DIP300	AWS41-304	MSVS1103	ASST103
ADR1001030-316	1000	1000	300	AMP10100	AMG300	DIP300	AWS41-316	MSVS1103-316	ASST103-316
ADR1001230	1000	1200	300	AMP10120	AMG300	DIP300	AWS41-304	MSVS1123	ASST123
ADR1001230-316	1000	1200	300	AMP10120	AMG300	DIP300	AWS41-316	MSVS1123-316	ASST123-316
ADR1201240	1200	1200	400	AMP12120	AMG400	DIP400	AWS41-304	MSVS1124	ASST124
ADR1201240-316	1200	1200	400	AMP12120	AMG400	DIP400	AWS41-316	MSVS1124-316	ASST124-316

									
Enclosure				Doors					
	H	W	D	Padlocking	180° hinges	Door stop	Door switch	Door mounting profiles	Door horizontal profiles
ADR1001030	1000	1000	300	PLC01	2x MMHS03	ADO202S	ADSW01	MMDP100	DHP050
ADR1001030-316	1000	1000	300	PLC01	2x MMHS03	ADO202S	ADSW01	MMDP100	DHP050
ADR1001230	1000	1200	300	PLC01	2x MMHS03	ADO202S	ADSW01	MMDP100	DHP060
ADR1001230-316	1000	1200	300	PLC01	2x MMHS03	ADO202S	ADSW01	MMDP100	DHP060
ADR1201240	1200	1200	400	PLC01	2x MMHS03	ADO202S	ADSW01	MMDP120	DHP060
ADR1201240-316	1200	1200	400	PLC01	2x MMHS03	ADO202S	ADSW01	MMDP120	DHP060

Wall Mounted Enclosures

Steel Range | Stainless Steel

Single door | AFS

IP 66 | TYPE 4X, 12, 13 | IK 10



Material:

AISI 304L / AISI 316L pre-grained stainless steel. Body: 1.5 mm. Door: 1.5 mm / 2 mm for enclosures with a height of 1000 mm or greater. Mounting plate: 2 mm galvanized steel.

Body:

The top of the body has an integral sloping roof at an angle of between 8 and 20 degrees, sloping towards the front, giving a 10 mm overhang, to move any liquids away from the door. Folded and seam welded.

Door:

Corner formed in one piece. Surface mounted with 130° opening. Concealed AISI 304 stainless steel hinges with captive pin. Can be mounted to give left or right hand opening (Machining is required). For AISI 316L, sealing is ensured by an injected one piece silicone gasket.

Lock:

Zamak double-bit 3 mm lock, with 90° movement. Stainless steel lock and other locks available on request.

Mounting plate:

The mounting plate is marked vertically at 10 mm intervals, for easy horizontal positioning of equipment. On the top and bottom there are holes to facilitate cable fixing. Fixed onto M8 press welded studs to the rear of the enclosure. All sides, from 800 mm and above, are strengthened by folded edges.

Cable access:

No gland openings as standard.

Protection:

Corresponds with IP 66 | TYPE 4X, 12, 13 | IK 10.

Finish:

400 pre-grained stainless steel.

Delivery:

Enclosure with door, mounting plate, metallic key and mounting accessories.

Additional information:

In environments known for quick temperature changes, consideration to condensation should be taken. Please see the thermal management section.

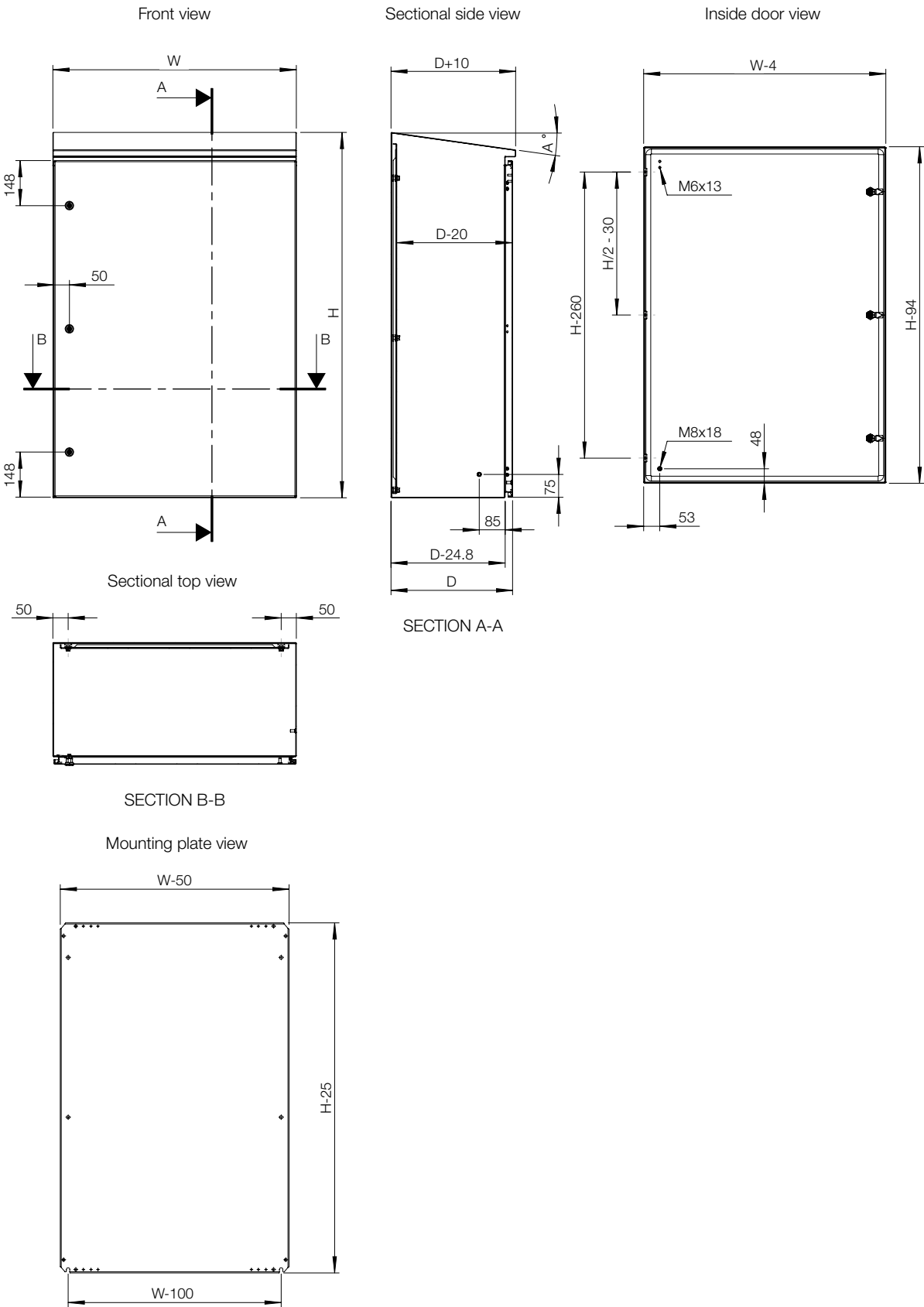


Dimensional table | AFS





IP 66 | TYPE 4X, 12, 13 | IK 10

With mounting plate

Enclosure dimensions			Mounting plate dimensions		Usable depth			
H	W	D	h	w	d	Degree of slope	N° of locks	Item no.
300	200	155	275	150	135	20°	1	AFS03021
300	200	155	275	150	135	20°	1	AFS03021-316
400	300	155	375	250	135	20°	1	AFS04031
400	300	155	375	250	135	20°	1	AFS04031-316
400	400	210	375	350	190	15°	1	AFS04042
400	400	210	375	350	190	15°	1	AFS04042-316
400	600	210	375	550	190	15°	1	AFS04062
400	600	210	375	550	190	15°	1	AFS04062-316
500	500	210	475	450	190	15°	1	AFS05052
500	500	210	475	450	190	15°	1	AFS05052-316
600	400	210	575	350	190	15°	2	AFS06042
600	400	210	575	350	190	15°	2	AFS06042-316
600	600	210	575	550	190	15°	2	AFS06062
600	600	210	575	550	190	15°	2	AFS06062-316
600	600	300	575	550	280	11°	2	AFS06063
600	600	300	575	550	280	11°	2	AFS06063-316
600	800	300	550	750	280	11°	2	AFS06083
600	800	300	550	750	280	11°	2	AFS06083-316
800	600	210	750	550	190	15°	2	AFS08062
800	600	210	750	550	190	15°	2	AFS08062-316
800	600	300	750	550	280	11°	2	AFS08063
800	600	300	750	550	280	11°	2	AFS08063-316
800	800	210	750	750	190	15°	2	AFS08082
800	800	210	750	750	190	15°	2	AFS08082-316
800	800	300	750	750	280	11°	2	AFS08083
800	800	300	750	750	280	11°	2	AFS08083-316
1000	800	300	950	750	280	11°	3	AFS10083
1000	800	300	950	750	280	15°	3	AFS10083-316
1200	600	300	1150	550	280	11°	3	AFS12063
1200	600	300	1150	750	280	11°	3	AFS12063-316
1200	800	300	1150	750	280	11°	3	AFS12083
1200	800	300	1150	750	280	11°	3	AFS12083-316
1200	800	400	1150	750	380	8°	3	AFS12084
1200	800	400	1150	750	380	8°	3	AFS12084-316
1400	800	400	1350	750	380	8°	3	AFS14084
1400	800	400	1350	750	380	8°	3	AFS14084-316



Accessories selection matrix | AFS

							
Enclosure				Mounting	Fixing		
	H	W	D	Depth interior profile	Plinth	Pole fixation	Wall mounting brackets
AFS03021	300	200	155	-	-	-	AWS41-304
AFS03021-316	300	200	155	-	-	-	AWS41-316
AFS04031	400	300	155	-	-	EPF0300	AWS41-304
AFS04031-316	400	300	155	-	-	EPF0300	AWS41-316
AFS04042	400	400	210	DIP210	-	EPF0400	AWS41-304
AFS04042-316	400	400	210	DIP210	-	EPF0400	AWS41-316
AFS04062	400	600	210	DIP210	-	EPF0600	AWS41-304
AFS04062-316	400	600	210	DIP210	-	EPF0600	AWS41-316
AFS05052	500	500	210	DIP210	-	EPF0500	AWS41-304
AFS05052-316	500	500	210	DIP210	-	EPF0500	AWS41-316
AFS06042	600	400	210	DIP210	-	EPF0400	AWS41-304
AFS06042-316	600	400	210	DIP210	-	EPF0400	AWS41-316
AFS06062	600	600	210	DIP210	-	EPF0600	AWS41-304
AFS06062-316	600	600	210	DIP210	-	EPF0600	AWS41-316
AFS06063	600	600	300	DIP300	MSVS1063	EPF0600	AWS41-304
AFS06063-316	600	600	300	DIP300	MSVS1063-316	EPF0600	AWS41-316
AFS06083	600	800	300	DIP300	MSVS1083	EPF0800	AWS41-304
AFS06083-316	600	800	300	DIP300	MSVS1083-316	EPF0800	AWS41-316
AFS08062	800	600	210	DIP210	-	EPF0600	AWS41-304
AFS08062-316	800	600	210	DIP210	-	EPF0600	AWS41-316
AFS08063	800	600	300	DIP300	MSVS1063	EPF0600	AWS41-304
AFS08063-316	800	600	300	DIP300	MSVS1063-316	EPF0600	AWS41-316
AFS08082	800	800	210	DIP210	-	EPF0800	AWS41-304
AFS08082-316	800	800	210	DIP210	-	EPF0800	AWS41-316
AFS08083	800	800	300	DIP300	MSVS1083	EPF0800	AWS41-304
AFS08083-316	800	800	300	DIP300	MSVS1083-316	EPF0800	AWS41-316
AFS10083	1000	800	300	DIP300	MSVS1083	EPF0800	AWS41-304
AFS10083-316	1000	800	300	DIP300	MSVS1083-316	EPF0800	AWS41-316
AFS12063	1200	600	300	DIP300	MSVS1063	EPF0600	AWS41-304
AFS12063-316	1200	600	300	DIP300	MSVS1063-316	EPF0600	AWS41-316
AFS12083	1200	800	300	DIP300	MSVS1083	EPF0800	AWS41-304
AFS12083-316	1200	800	300	DIP300	MSVS1083-316	EPF0800	AWS41-316
AFS12084	1200	800	400	DIP400	MSVS1084	EPF0800	AWS41-304
AFS12084-316	1200	800	400	DIP400	MSVS1084-316	EPF0800	AWS41-316
AFS14084	1400	800	400	DIP400	MSVS1084	EPF0800	AWS41-304
AFS14084-316	1400	800	400	DIP400	MSVS1084-316	EPF0800	AWS41-316



Enclosure	Doors						
	H	W	D	180° hinges	Door stop	Door switch	Padlocking
AFS03021	300	200	155	MMHS02	-	ADSW01	PLC01
AFS03021-316	300	200	155	MMHS02	-	ADSW01	PLC01
AFS04031	400	300	155	MMHS02	ADO202S	ADSW01	PLC01
AFS04031-316	400	300	155	MMHS02	ADO202S	ADSW01	PLC01
AFS04042	400	400	210	MMHS02	ADO202S	ADSW01	PLC01
AFS04042-316	400	400	210	MMHS02	ADO202S	ADSW01	PLC01
AFS04062	400	600	210	MMHS02	ADO202S	ADSW01	PLC01
AFS04062-316	400	600	210	MMHS02	ADO202S	ADSW01	PLC01
AFS05052	500	500	210	MMHS02	ADO202S	ADSW01	PLC01
AFS05052-316	500	500	210	MMHS02	ADO202S	ADSW01	PLC01
AFS06042	600	400	210	MMHS02	ADO202S	ADSW01	PLC01
AFS06042-316	600	400	210	MMHS02	ADO202S	ADSW01	PLC01
AFS06062	600	600	210	MMHS02	ADO202S	ADSW01	PLC01
AFS06062-316	600	600	210	MMHS02	ADO202S	ADSW01	PLC01
AFS06063	600	600	300	MMHS02	ADO202S	ADSW01	PLC01
AFS06063-316	600	600	300	MMHS02	ADO202S	ADSW01	PLC01
AFS06083	600	800	300	MMHS02	ADO202S	ADSW01	PLC01
AFS06083-316	600	800	300	MMHS02	ADO202S	ADSW01	PLC01
AFS08062	800	600	210	MMHS02	ADO202S	ADSW01	PLC01
AFS08062-316	800	600	210	MMHS02	ADO202S	ADSW01	PLC01
AFS08063	800	600	300	MMHS02	ADO202S	ADSW01	PLC01
AFS08063-316	800	600	300	MMHS02	ADO202S	ADSW01	PLC01
AFS08082	800	800	210	MMHS02	ADO202S	ADSW01	PLC01
AFS08082-316	800	800	210	MMHS02	ADO202S	ADSW01	PLC01
AFS08083	800	800	300	MMHS02	ADO202S	ADSW01	PLC01
AFS08083-316	800	800	300	MMHS02	ADO202S	ADSW01	PLC01
AFS10083	1000	800	300	MMHS03	ADO202S	ADSW01	PLC01
AFS10083-316	1000	800	300	MMHS03	ADO202S	ADSW01	PLC01
AFS12063	1200	600	300	MMHS03	ADO202S	ADSW01	PLC01
AFS12063-316	1200	600	300	MMHS03	ADO202S	ADSW01	PLC01
AFS12083	1200	800	300	MMHS03	ADO202S	ADSW01	PLC01
AFS12083-316	1200	800	300	MMHS03	ADO202S	ADSW01	PLC01
AFS12084	1200	800	400	MMHS03	ADO202S	ADSW01	PLC01
AFS12084-316	1200	800	400	MMHS03	ADO202S	ADSW01	PLC01
AFS14084	1400	800	400	MMHS03	ADO202S	ADSW01	PLC01
AFS14084-316	1400	800	400	MMHS03	ADO202S	ADSW01	PLC01





02

Wall Mounted Enclosures

Steel dedicated accessories

Mounting plates	302
Modular system	308
Fixation	313
Doors	317
Locking.....	328
Baying & Lifting	331
Gland plates, Ventilation & Cabling	332
Earthing	338
Protection.....	340

Wall Mounted Enclosures

Steel Range

Accessories

Mounting plates, AMP

Description: Steel mounting plate for wall mounted enclosures. All sizes from 800 mm and above are strengthened by folded edges. By using the AMG accessory, the mounting plate position can be adjusted to any depth. This accessory is not suitable for the AFS range of enclosures, please refer to the replacement and spare parts catalogue.

Material: Galvanized steel.

Pack quantity: 1 piece.

For enclosure		Mounting plate dimensions		Item no.
H	W	h	w	
200	200	170	150	AMP02020
250	200	220	150	AMP02520
250	250	220	200	AMP02525
300	250	270	200	AMP03025
300	300	270	250	AMP03030
300	600	270	550	AMP03060
300	800	270	750	AMP03080
300	1000	270	950	AMP03100
300	1200	270	1150	AMP03120
350	250	320	200	AMP03525
400	300	370	250	AMP04030
400	400	370	350	AMP04040
400	500	370	450	AMP04050
400	600	370	550	AMP04060
500	300	470	250	AMP05030
500	400	470	350	AMP05040
500	500	470	450	AMP05050
600	400	570	350	AMP06040
600	500	570	450	AMP06050
600	600	570	550	AMP06060
600	800	570	750	AMP06080
700	500	670	450	AMP07050
800	400	770	350	AMP08040
800	600	770	550	AMP08060
800	800	770	750	AMP08080
800	1200	770	1150	AMP08120
1000	600	970	550	AMP10060
1000	800	970	750	AMP10080
1000	1000	970	950	AMP10100
1000	1200	970	950	AMP10120
1200	600	1170	550	AMP12060
1200	800	1170	750	AMP12080
1200	1000	1170	950	AMP12100
1200	1200	1170	1150	AMP12120
1400	1000	1370	950	AMP14100

Not suitable for AFS.



Insulated mounting plates, AMI

Description: Insulated mounting plate for wall mounted enclosures. By using the AMG accessory, the mounting plate position can be adjusted to any depth. This accessory is not suitable for the AFS range of enclosures, please refer to the replacement and spare parts catalogue.

Material: Bakelite.

Pack quantity: 1 piece.

For enclosure		Mounting plate dimensions		Item no.
H	W	h	w	
200	200	170	150	AMI02020
250	200	220	150	AMI02520
250	250	220	200	AMI02525
300	250	270	200	AMI03025
300	300	270	250	AMI03030
350	250	320	200	AMI03525
400	300	370	250	AMI04030
400	400	370	350	AMI04040
400	500	370	450	AMI04050
400	600	370	550	AMI04060
500	300	470	250	AMI05030
500	400	470	350	AMI05040
500	500	470	450	AMI05050
600	400	570	350	AMI06040
600	500	570	450	AMI06050
600	600	570	550	AMI06060
600	800	570	750	AMI06080
700	500	670	450	AMI07050
800	400	770	350	AMI08040
800	600	770	550	AMI08060
800	800	770	750	AMI08080
1000	600	970	550	AMI10060
1000	800	970	750	AMI10080
1200	600	1170	550	AMI12060
1200	800	1170	750	AMI12080

Not suitable for AFS.



Wall Mounted Enclosures

Steel Range

Accessories

Telequick mounting plate, AMT

Description: Steel mounting plate simplifies installation and equipment mounting. Rectangular holes 28 x 11 mm to obtain required fixing positions with snap nuts. The nuts can be moved around within the rectangular hole. By using the AMG accessory, the mounting plate position can be adjusted to any depth. This accessory is not suitable for the AFS range of enclosures, please refer to the replacement and spare parts catalogue.

Material: Galvanized steel.

Pack quantity: 1 piece.

For enclosure		Mounting plate dimensions		Item no.
H	W	h	w	
400	300	370	250	AMT04030
400	400	370	350	AMT04040
400	500	370	450	AMT04050
400	600	370	550	AMT04060
500	300	470	250	AMT05030
500	400	470	350	AMT05040
500	500	470	450	AMT05050
600	400	570	350	AMT06040
600	500	570	450	AMT06050
600	600	570	550	AMT06060
600	800	570	750	AMT06080
700	500	670	450	AMT07050
800	400	770	350	AMT08040
800	600	770	550	AMT08060
800	800	770	750	AMT08080
1000	600	970	550	AMT10060
1000	800	970	750	AMT10080
1200	600	1170	550	AMT12060
1200	800	1170	750	AMT12080

Not suitable for AFS.




Snap nuts for telequick plates, TN

Description: Nuts to be used in the telequick mounting plates.

Pack quantity: 50 pieces.

Thread	Item no.
M 4	TN04
M 5	TN05
M 6	TN06

Not suitable for AFS.

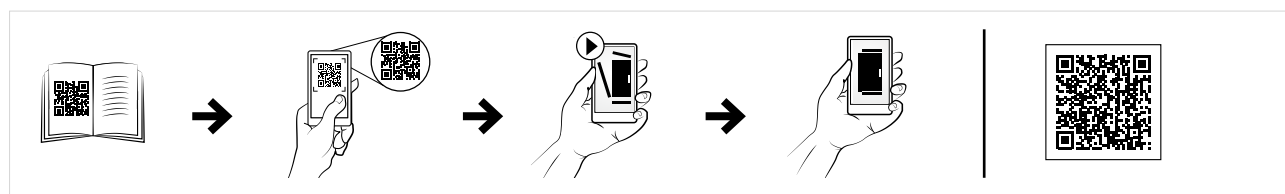


Depth adjustment kit, AMG

- Description:** To provide depth adjustment for different accessories: mounting plate, 19" profiles and inner door. In stainless steel enclosures machining is required.
- Material:** 2 mm galvanized steel.
- Depth adjustment:** Distance to the door D-35 to 65 mm.
- Pack quantity:** 2 pairs with mounting accessories.

For enclosure	
D	Item no.
155	AMG155
210	AMG210
260	AMG260
300	AMG300
400	AMG400

Not suitable for AFS.



Depth adjustment bolts, AMTE

- Description:** For depth adjustment of the mounting plate. Metric thread M8.
- Material:** Zinc plated steel.

Length	Pack quantity	Item no.
10	50	AMTE8010
20	50	AMTE8020
30	50	AMTE8030
40	20	AMTE8040
50	20	AMTE8050
55	20	AMTE8055
100	20	AMTE8100



Wall Mounted Enclosures

Steel Range

Accessories

Depth interior profile, DIP

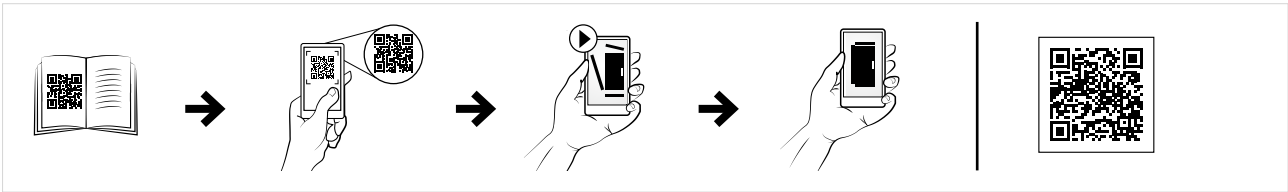
- Description:

The DIP profile system is a 40 mm wide and 25 mm high profile, which can be mounted on the enclosure depth. It can also be used in combination with CLPF and CLPK profiles. Two rows of holes patterns for cage nut fixing and self-tapping screws are provided. DIP profiles are not compatible with adjustment in depth of the mounting plate.
- Material:

Zinc plated steel.
- Pack quantity:

4 profiles including fixing accessories.

For enclosure		
D	Max. loading	Item no.
210	150 N	DIP210
260	150 N	DIP260
300	150 N	DIP300
400	150 N	DIP400



19" profiles, AVP

- Description:

For 600 mm wide enclosures only. Adjustable depth with the use of the AMG accessory. Usable depth between 19" profiles and external door: 56 mm. Fitted onto the hinge holes located on the front frame of the enclosure. For stainless steel enclosures, machining is required.
- Material:

2 mm galvanized steel.
- Pack quantity:

1 pair with mounting accessories.

For enclosure		
H	U	Item no.
600	13	AVP0600
800	17	AVP0800
1000	21	AVP1000
1200	26	AVP1200

Not suitable for AFS.



Vertical mounting profiles, AVB

Description: For the mounting of swing frames in full and partial height. The SFBP is mounted directly to the AVB. Equipped with 25 mm hole pattern. For other mounting purposes CNM cage nuts can be used. Fitted onto the hinge holes located on the front frame of the enclosure. For stainless steel enclosures, machining is required.

Material: 2 mm galvanized steel.

Pack quantity: 1 pair with mounting accessories.

For enclosure	
H	Item no.
600	AVB0600
800	AVB0800
1000	AVB1000
1200	AVB1200
1400	AVB1400

Not suitable for AFS.



Partial height swing frames, SFCP

Description: Partial height swing frame for 19"-components allowing left or right hand opening. Can be used in wall mounted, steel enclosures, and floor standing, combinable and compact, steel enclosures. Rigid S-shaped frame profile equipped with 19" hole pattern in front and back. Zinc plated frame for direct earthing of the mounted components. Standard opening angle 125°-155°.

Lock: 1 double-bit 3 mm lock.

Material: 2 mm zinc plated steel.

Pack quantity: 1 swing frame with hinges.

Mounting requirements: Mounting in wall mounted, steel enclosures requires the SFBP transversal support in combination with the AVB. Mounting in floor standing steel combinable enclosures requires the SFBP transversal support. Adjustable in depth in combination with CLPK profiles.

For enclosure			
H	U	Max. loading	Item no.
600	3	150 N	SFCP036
600	6	300 N	SFCP066
600	10	500 N	SFCP106
800	12	500 N	SFCP126
800	15	500 N	SFCP156
1000	19	500 N	SFCP196
1200	24	500 N	SFCP246

Not suitable for AFS.



Wall Mounted Enclosures

Steel Range

Accessories

Partial SF transversal support bars, SFBP

Description:	Enables partial height swing frames to be mounted in the wall mounted, steel enclosures, and floor standing, combinable, steel enclosures. The swing frames can be mounted both left and right hand opening.
Material:	3 mm zinc plated steel.
Pack quantity:	1 complete kit including mounting brackets for one swing frame.
Mounting requirements:	For wall mounted, steel enclosures, use in combination with the AVB profiles. For floor standing enclosures, it can be mounted directly to the enclosure frame or adjustable in depth, in steps of 25 mm, by means of the CLPK.

For enclosure		
W		Item no.
600		SFBP600
800		SFBP800

Not suitable for AFS.



Modular chassis, AC

Description:	Used for easy mounting of DIN-rail components with a maximum height of 68 mm. Distance between rows 125 mm. If required, the standard enclosure door can be replaced with a glazed door. Usable depth between front cover and external door: 35 mm. In stainless steel enclosure machining is required.
Material:	DIN-rails PP0735 made of 1.2 mm galvanized steel, vertical profiles 1.5 mm mild steel, and front cover 1.5 mm mild steel.
Finish:	RAL 7035 structured powder coating.
Pack quantity:	Slotted front panel, two vertical profiles, top and bottom blank panels, one DIN-rail per row, and mounting accessories.
Mounting requirements:	To be assembled on MAS and ASR enclosures.

For enclosure				
H	W	N° of modules	N° of rows	Item no.
300	250	16	2	AC03025R5
400	300	33	3	AC04030R5
500	400	48	3	AC05040R5
600	400	64	4	AC06040R5
600	600	108	4	AC06060R5
700	500	110	5	AC07050R5
800	600	162	6	AC08060R5
1000	600	189	7	AC10060R5
1000	800	266	7	AC10080R5



Modular system frames, MSMSM

Description:	Two single vertical profiles, which can be used both for front covers and assembly of components. A cost effective solution for panel builders, reducing assembly time, which also enables assembly outside the enclosure. Useful height for front covers is, Height – 100 mm.
Material:	1.5 mm steel.
Finish:	RAL 7035.
Pack quantity:	1 kit.
Mounting requirements:	To be assembled on MAS and ASR enclosures.

H	W	Item no.
600	600	MSMSM0606
600	800	MSMSM0608
800	600	MSMSM0806
800	800	MSMSM0808
1000	600	MSMSM1006
1000	800	MSMSM1008
1200	600	MSMSM1206
1200	800	MSMSM1208



Wall Mounted Enclosures

Steel Range

Accessories

Mounting plates, MSMPN

Description:	Mounting plate for installation of breakers. Suitable for left and right hand connections.
Material:	1.5 mm galvanized steel.
Pack quantity:	1 piece with mounting material.
Mounting requirements:	To be assembled on the modular system frame with MSMPA01 or MSMPF01.

Plain

H	W	h	w	Item no.
50	600	496	470	MSMPN0506
50	800	496	670	MSMPN0508
100	600	96	470	MSMPN1006
100	800	96	670	MSMPN1008
150	600	146	470	MSMPN1506
150	800	146	670	MSMPN1508
200	600	196	470	MSMPN2006
200	800	196	670	MSMPN2008
250	600	246	470	MSMPN2506
250	800	246	670	MSMPN2508
300	600	296	470	MSMPN3006
300	800	296	670	MSMPN3008
400	600	396	470	MSMPN4006
400	800	396	670	MSMPN4008
450	600	446	470	MSMPN4506
450	800	446	670	MSMPN4508
500	600	496	470	MSMPN5006
500	800	496	670	MSMPN5008
600	600	596	470	MSMPN6006
600	800	596	670	MSMPN6008
600	1000	596	870	MSMPN6010

Horizontal opening

H	W	h	w	Item no.
100	600	96	470	MSMPN1006H
100	800	96	670	MSMPN1008H

Vertical opening

H	W	h	w	Item no.
150	600	146	470	MSMPN1506V
150	800	146	670	MSMPN1508V
200	600	196	470	MSMPN2006V
200	800	196	670	MSMPN2008V
250	600	246	470	MSMPN2506V
250	800	246	670	MSMPN2508V
300	600	296	470	MSMPN3006V
300	800	296	670	MSMPN3008V
400	600	396	470	MSMPN4006V
400	800	396	670	MSMPN4008V
450	600	446	470	MSMPN4506V
450	800	446	670	MSMPN4508V
600	600	596	470	MSMPN6006V
600	800	596	670	MSMPN6008V



DIN rails, MSDR

Description:	Cut to size DIN rail ready to be installed. The simplified panel design makes procurement easier and reduces assembly time.
Material:	Galvanized steel.
Pack quantity:	5 pieces.
Mounting requirements:	To be used with modular system.

W	Item no.
600	MSDR0600
800	MSDR0800



Fixed brackets, MSMPF01

Description:	A bracket to mount a DIN-rail to allow for mounting of modular components in the modular system profiles. Cost effective solution for panel builders.
Material:	2.5 mm galvanized steel.
Pack quantity:	2 pairs.
Mounting requirements:	To be assembled on the modular system frame.

Item no.
MSMPF01



Adjustable brackets, MSMPA01

Description:	A bracket to mount a DIN-rail or mounting plate which is adjustable in depth to allow for mounting of components in different sizes in the desired position.
Material:	2.5 mm galvanized steel, zamak.
Pack quantity:	2 pairs.
Mounting requirements:	To be assembled on the modular system frame.

Item no.
MSMPA01



Wall Mounted Enclosures

Steel Range

Accessories

Slotted front panels, MSMCP

Description:	Slotted front panel for modular assemblies. Provided with one DIN rail per row for modular components. It has a top and bottom bending to provide extra rigidity.
Material:	1.25 mm steel.
Finish:	RAL 7035 structured powder coating.
Delivery:	1 piece with mounting material.
Mounting requirements:	To be assembled on the modular system frame.

H	W	N° of rows	DIN modules	Item no.
150	600	1	25	MSMCP1506R5
150	800	1	38	MSMCP1508R5
200	600	1	25	MSMCP2006R5
200	800	1	38	MSMCP2008R5
300	600	1	25	MSMCP3006-1R5
300	800	1	38	MSMCP3008-1R5
300	600	2	50	MSMCP3006-2R5
300	800	2	76	MSMCP3008-2R5
450	600	3	75	MSMCP4506R5
450	800	3	114	MSMCP4508R5
600	600	4	100	MSMCP6006R5
600	800	4	152	MSMCP6008R5



Plain front panels, MSMBP

Description:	Plain front panel for modular assemblies. It has a top and bottom bending to provide extra rigidity.
Material:	1.25 mm steel.
Finish:	RAL 7035 structured powder coating.
Delivery:	1 piece with mounting material.
Mounting requirements:	To be assembled on the modular system frame.


H	W	h	w	Item no.
50	600	49	503	MSMBP0506R5
50	800	49	703	MSMBP0508R5
100	600	99	503	MSMBP1006R5
100	800	99	703	MSMBP1008R5
150	600	149	503	MSMBP1506R5
150	800	149	703	MSMBP1508R5
200	600	199	503	MSMBP2006R5
200	800	199	703	MSMBP2008R5
250	600	249	503	MSMBP2506R5
250	800	249	703	MSMBP2508R5
300	600	299	503	MSMBP3006R5
300	800	299	703	MSMBP3008R5
400	600	399	503	MSMBP4006R5
400	800	399	703	MSMBP4008R5
450	600	449	503	MSMBP4506R5
450	800	449	703	MSMBP4508R5
500	600	499	503	MSMBP5006R5
500	800	499	703	MSMBP5008R5
600	600	599	503	MSMBP6006R5
600	800	599	703	MSMBP6008R5



Blanking plates for DIN slots, TB13G

Description:	Blanking plate to cover the unused space in the DIN slots. Can be divided per half a module.
Material:	Plastic.
Finish:	RAL 7035.
Pack quantity:	1 piece of blanking plate 13 mod. Overall length 234 mm.

Item no.
TB13G



Wall mounting brackets, AW

Description:	Mounting brackets for safe wall fixing. It includes the sealing washers to guarantee the IP rating.
Material:	3 mm zinc plated steel.
Pack quantity:	4 brackets with mounting accessories.

Item no.
AW41



Wall mounting brackets, AWS

Description:	Mounting brackets for safe wall fixing. It includes the sealing washers to guarantee the IP rating. In stainless steel machining is required.
Pack quantity:	4 brackets with mounting accessories.

Material	Item no.
3 mm stainless steel 304	AWS41-304
3 mm stainless steel 316	AWS41-316



Wall Mounted Enclosures

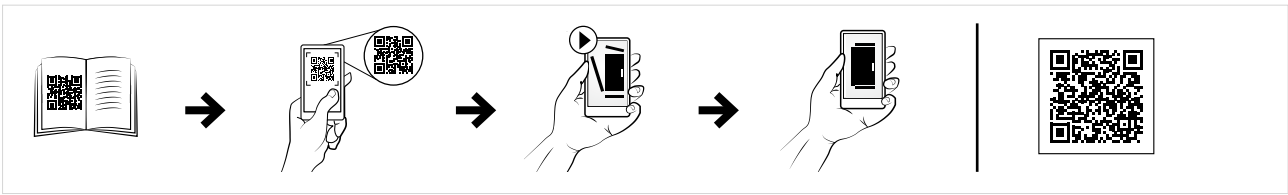
Steel Range

Accessories

Enclosure pole fixation, EPF

- Description:**
- Accessory to fix enclosures onto poles. Maximum load of 900 N.
- Material:**
- Galvanized steel.
- Minimum pole diameter:**
- 80 mm.
- Maximum pole diameter:**
- 250 mm.
- Pack quantity:**
- 2 profiles, 2 circular mounting strips for pole attachment and mounting accessories.

For Enclosure (W)	
MAS, MAD, MAP, ASR, ADR, AFS	Item no.
300	EPF0300
400	EPF0400
500	EPF0500
600	EPF0600
800	EPF0800



Front/rear plinths, P

- Description:** Four corner pieces with removable front covers. The side panels PA must be ordered separately. Available heights: 100 and 200 mm. Machining is required.
- Material:** 2.5 mm mild steel for corner pieces and 1.5 mm mild steel for covers.
- Finish:** RAL 7022 structured powder coating.
- Pack quantity:** 4 corner pieces and 2 front covers, with mounting accessories.

Plinth	For enclosure	
Height	Width	Item no.
100	400	P1040
100	500	P1050
100	600	P1060
100	800	P1080
100	1000	P1100
100	1200	P1120
200	400	P2040
200	500	P2050
200	600	P2060
200	800	P2080
200	1000	P2100
200	1200	P2120



2

Side plinths, PA

- Description:** Side covers for plinth P, strengthened by folded edges.
- Material:** 1.5 mm mild steel.
- Finish:** RAL 7022 structured powder coating.
- Pack quantity:** 2 pieces for height 100 mm and 4 pieces for height 200 mm.

Plinth	For enclosure	
Height	Depth	Item no.
100	260	PA1026
100	300	PA1030
100	400	PA1040
200	260	PA2026
200	300	PA2030
200	400	PA2040



Wall Mounted Enclosures

Steel Range

Accessories

Plinths, MSVS

Description:	Four U-section side pieces fixed by screws to the corner sections. Plinth height 100 mm. Machining is required.
Material:	2 mm AISI 304 / AISI 316L pre-grained stainless steel.
Finish:	400 pre-grained stainless steel.
Pack quantity:	1 plinth with mounting material.

For enclosure		
W	D	Item no.
600	300	MSVS1063
600	300	MSVS1063-316
800	300	MSVS1083
800	300	MSVS1083-316
800	400	MSVS1084
800	400	MSVS1084-316
1000	300	MSVS1103
1000	300	MSVS1103-316
1200	300	MSVS1123
1200	300	MSVS1123-316
1200	400	MSVS1124
1200	400	MSVS1124-316



Floor stands, PFF

Description:	Floor stands for floor mounting to give a suitable operation height. Available for 300 and 400 mm depth enclosures with W ≥ 400mm. 300 or 450 mm high are available. Machining is required.
Material:	2 mm mild steel.
Finish:	RAL 7035 structured powder coating.
Pack quantity:	2 pieces with mounting accessories.

Plinth	For enclosure	
Height	Depth	Item no.
300	300	PFF330R5
450	300	PFF345R5
300	400	PFF430R5
450	400	PFF445R5

Not suitable for AFS.



Transparent doors, ADT

Description:	To replace the standard door, it provides a clear view of the components installed inside the enclosure. The lock(s) are interchangeable with all nVent HOFFMAN's standard lock(s).
Material:	1.2 mm mild steel / 1.5 mm for enclosures with a height or width of 500 mm or greater / 2 mm for enclosures with a height or width of 800 mm or greater and 3 mm transparent acrylic glass.
Finish:	RAL 7035 structured powder coating.
Protection:	Complies with IP55, IK 07.
Pack quantity:	1 door.

For enclosure		Viewing area		N° of locks	Item no.
H	W	h	w		
300	250	159	93	1	ADT03025R5
300	300	159	143	1	ADT03030R5
400	300	259	143	1	ADT04030R5
400	400	259	243	1	ADT04040R5
500	300	359	143	1	ADT05030R5
500	400	359	243	1	ADT05040R5
600	400	459	243	2	ADT06040R5
600	500	459	343	2	ADT06050R5
600	600	459	443	2	ADT06060R5
700	500	559	343	2	ADT07050R5
800	600	659	443	2	ADT08060R5
1000	600	859	427	1*	ADT10060R5
1000	800	859	627	1*	ADT10080R5
1200	600	1059	427	1*	ADT12060R5
1200	800	1059	627	1*	ADT12080R5

* 3 point espagnolette locking.
Not suitable for AFS.



Wall Mounted Enclosures

Steel Range

Accessories

Glazed doors, ADC

Description:	To replace the standard door, it provides a clear view of the components installed inside the enclosure. The lock(s) are interchangeable with all nVent HOFFMAN's standard lock(s).
Material:	1.2 mm mild steel / 1.5 mm for enclosures with a height or width of 500 mm or greater / 2 mm for enclosures with a height or width of 800 mm or greater and 4 mm clear safety glass.
Finish:	RAL 7035 structured powder coating.
Protection:	Complies with IP 55 TYPE 12, 13, IK 07.
Pack quantity:	1 door.



For enclosure		Viewing area		N° of locks	Item no.
H	W	h	w		
300	250	159	93	1	ADC03025R5
300	300	159	143	1	ADC03030R5
400	300	259	143	1	ADC04030R5
400	400	259	243	1	ADC04040R5
500	300	359	143	1	ADC05030R5
500	400	359	243	1	ADC05040R5
600	400	459	243	2	ADC06040R5
600	500	459	343	2	ADC06050R5
600	600	459	443	2	ADC06060R5
700	500	559	343	2	ADC07050R5
800	600	659	443	2	ADC08060R5
1000	600	859	427	1*	ADC10060R5
1000	800	859	627	1*	ADC10080R5
1200	600	1059	427	1*	ADC12060R5
1200	800	1059	627	1*	ADC12080R5

* 3 point espagnolette locking.
Not suitable for AFS.

Glazed doors, ADCS

Description:	To replace the standard door, provides a clear view of the components installed inside the enclosure. The lock(s) are interchangeable with all nVent HOFFMAN's standard lock(s).
Material:	1.5 mm AISI 304 stainless steel, 2 mm for enclosures with a height or width of 600 mm or greater and 4 mm clear safety glass.
Finish:	400 pre-grained stainless steel.
Protection:	Complies with IP55 TYPE 12, 13, IK 07.
Pack quantity:	1 door.

For enclosure		Viewing area		N° of locks	Item no.
H	W	h	w		
360	240	219	83	1	ADCS03624
400	300	259	143	1	ADCS04030
400	400	259	243	1	ADCS04040
400	600	259	443	1	ADCS04060
500	400	359	243	1	ADCS05040
500	500	359	343	1	ADCS05050
600	400	459	243	2	ADCS06040
600	600	459	443	2	ADCS06060
600	800	459	643	2	ADCS06080
800	600	659	443	2	ADCS08060
800	800	659	643	2	ADCS08080
1000	800	859	643	1*	ADCS10080
1200	800	1059	643	1*	ADCS12080
1400	800	1259	643	1*	ADCS14080

* 3 point espagnolette locking.
Not suitable for AFS.



Wall Mounted Enclosures

Steel Range

Accessories

Transparent aluminium doors, ADA/ADAB

Description:	To replace the standard door. Can be used in combination with swing frame, modular chassis or inner door. The double-bit 3 mm lock can be replaced by any optional insert or handle. It increases the enclosures depth by 10 mm (ADA) or 35 mm (ADAB). Can also be used as a viewing window when used in combination with mounting kit ADAMK/ADABMK.
Material:	Aluminium and 3 mm acrylic glass.
Finish:	Anodised aluminium.
Protection:	Complies with IP54.
Pack quantity:	1 door with mounting accessories.

For enclosure		Viewing area		N° of locks	Item no.
H	W	h	w		
300	300	226	226	1	ADA03030
400	300	326	226	1	ADA04030
400	400	326	326	1	ADA04040
400	600	326	526	1	ADA04060
500	300	426	226	1	ADA05030
500	400	426	326	1	ADA05040
600	400	522	322	2	ADAB06040
600	600	522	522	2	ADAB06060
600	800	522	722	2	ADAB06080
700	500	622	422	2	ADAB07050
800	600	722	522	2	ADAB08060
1000	800	922	722	2	ADAB10080
1200	600	1122	522	2	ADAB12060
1200	800	1122	722	2	ADAB12080

Not suitable for AFS.



Mounting kits, ADAMK/ADABMK

Description:	With this kit the glazed doors ADA/ADAB can be used as viewing windows on any enclosure surface, to provide protection for displays and other control components.
For	Item no.
ADA	ADAMK
ADAB	ADABMK



02

Wall Mounted Enclosures



Wall Mounted Enclosures

Steel Range

Accessories

Inner doors, ADI

Description:	For controls, meters, lamps, etc. Hinges can be mounted to allow left or right hand opening. Lock double-bit 3 mm insert; 700 mm high doors and above have 2 locks. Usable depth between inner and external door: 35 mm. Adjustable depth position with AMG accessory. Workable area: H-55, W- 108. 19" version available on request. Machining is required for stainless steel enclosures.
Material:	Door 1.5 mm mild steel, vertical top and bottom profiles 2 mm mild steel.
Finish:	RAL 7035 structured powder coating.
Protection:	IP 2XC.
Pack quantity:	Inner door, two vertical profiles, top and bottom profiles and mounting accessories.



For enclosure		Inner door dimensions		N° of locks	Item no.
H	W	h	w		
400	300	345	192	1	ADI04030R5
400	400	345	292	1	ADI04040R5
400	500	345	392	1	ADI04050R5
400	600	345	492	1	ADI04060R5
500	300	445	192	1	ADI05030R5
500	400	445	292	1	ADI05040R5
500	500	445	392	1	ADI05050R5
600	400	545	292	1	ADI06040R5
600	500	545	392	1	ADI06050R5
600	600	545	492	1	ADI06060R5
600	800	545	692	1	ADI06080R5
700	500	645	392	2	ADI07050R5
800	400	745	292	2	ADI08040R5
800	600	745	492	2	ADI08060R5
800	800	745	692	2	ADI08080R5
1000	600	945	492	2	ADI10060R5
1000	800	945	692	2	ADI10080R5
1200	600	1145	492	2	ADI12060R5
1200	800	1145	692	2	ADI12080R5

Not suitable for AFS.

Inner doors, ADIS

Description:	For controls, meters, lamps, etc. Hinges can be mounted to allow left or right hand opening (Machining is required). Double-bit 3 mm lock, 800 mm high doors and above have 2 locks. Usable depth between inner and external door: 35 mm, adjustable depth position with AMG accessory. Workable area: H-55, W-108. 19" version available on request.
Material:	Door 1.5 mm AISI 304 stainless steel and vertical top and bottom profiles 2 mm, AISI 304 stainless steel.
Protection:	IP 2XC.
Finish:	400 pre-grained stainless steel.
Pack quantity:	Inner door, two vertical profiles, top and bottom profiles and mounting accessories.



2

For enclosure		Inner door dimensions		N° of locks	Item no.
H	W	h	w		
400	300	345	192	1	ADIS04030
500	400	445	292	1	ADIS05040
500	500	445	392	1	ADIS05050
600	400	545	292	1	ADIS06040
600	600	545	492	1	ADIS06060
800	600	745	492	2	ADIS08060
1000	800	945	692	2	ADIS10080
1200	800	1145	692	2	ADIS12080

To order 19" version, please add I19 to the catalogue no, e.g. ADIS04030I19.
Not suitable for AFS.

Wall Mounted Enclosures

Steel Range

Accessories

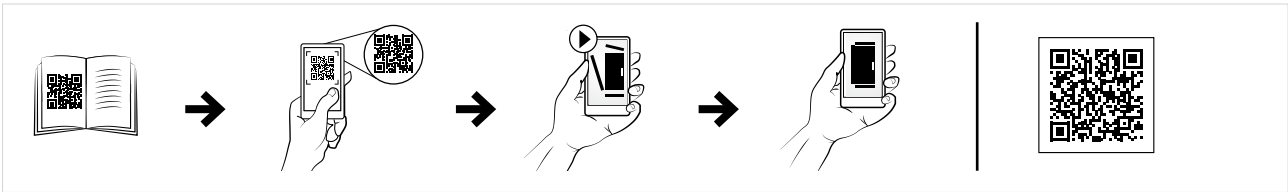
180° Hinges, MMH

Description: Door hinges that allow the door to open 180°. Machining is not required.

Material: Zamak.

Pack quantity: MMH02 - 2 pcs. MMH03 - 3 pcs.

For enclosure	
H	Item no.
≤ 800mm	MMH02
> 800mm	MMH03



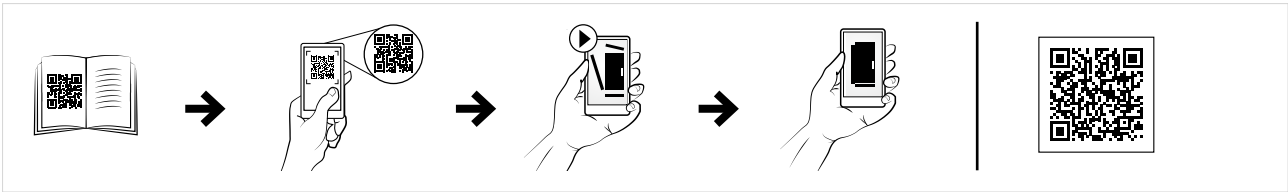
180° Hinges, MMHS

Description: Door hinges that allow the door to open 180°. Machining is not required.

Material: Stainless steel 316.

Pack quantity: MMHS02 - 2 pcs. MMHS03 - 3 pcs.

For enclosure	
H	Item no.
≤ 800mm	MMHS02
> 800mm	MMHS03



Door stop, ADO

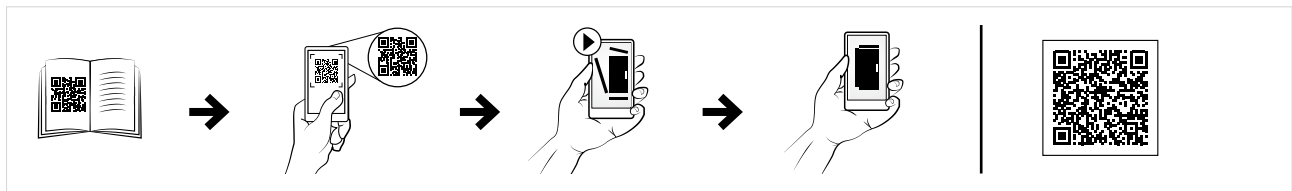
Description:

Door stop to fit all wall mounted enclosure dimensions. To secure the door in an open position to the degree that meets user requirements. Door stop can be mounted at the top or bottom of the enclosure. Machining is required. Minimum enclosure width ≥ 300 mm.

Pack quantity:

1 piece with mounting accessories.

Material	Item no.
3 mm thick zinc plated steel	AD0202
2.5 mm stainless steel AISI 316L	AD0202S



Door switch, ADSW

Description:

Door switch to activate any electrical device (lighting, signalling, alarms, etc.) designed for wall mounted enclosures. Cable entry M20. In stainless steel enclosures, machining is required.

Switch capacity:

3 A / 240 V.

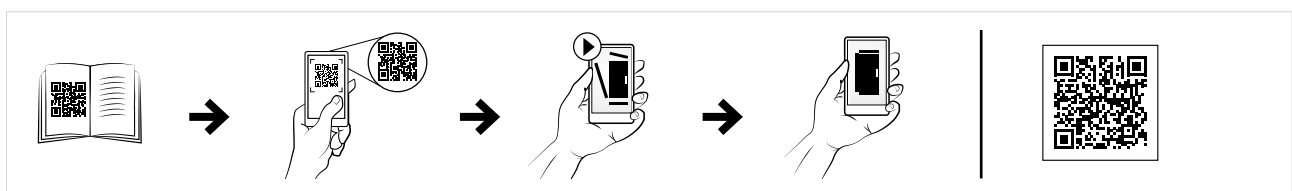
Approvals:

CE, cCCSAus, CCC.

Pack quantity:

1 piece with mounting accessories.

Item no.
ADSW01



Wall Mounted Enclosures

Steel Range

Accessories

Document pocket, DRA

Description:	Self adhesive, for DIN A4.
Usable depth:	30 mm.
Material:	Thermoplastic.
Finish:	RAL 7035.
Pack quantity:	1 document pocket with double sided tape.

Item no.
DRA04



Door mounting profiles, MMDP

Description:	To strengthen the door and provide further mounting possibilities. Mounted on the inside of the door onto M6 welded studs. Equipped with a 10 mm hole pattern. These door profiles cannot be used with the AFS enclosure range.
Material:	1.2 mm galvanized steel.
Dimension:	15 x 14 mm.
Pack quantity:	1 pair with mounting accessories.

For enclosure	
H	Item no.
400	MMDP040
500	MMDP050
600	MMDP060
700	MMDP070
800	MMDP080
1000	MMDP100
1200	MMDP120
1400	MMDP140

Not suitable for AFS.



Door horizontal profiles, DHP

- Description:** Horizontal profiles with 25 mm hole pattern of 4.5 mm and 6.5 mm of diameter for the attachment and installation of equipment.
- Material:** 1.5 mm galvanized steel.
- Pack quantity:** 5 pieces with mounting accessories.
- Mounting requirements:** They fit directly onto the MMDP door mounting profiles. They can also be mounted vertically onto two horizontal profiles. For doors with espagnolette locking system, profiles must be cut where indicated.

For enclosure	
W	Item no.
300	DHP030
400	DHP040
500	DHP050
600	DHP060
800	DHP080

Not suitable for AFS.



Wall Mounted Enclosures

Steel Range

Accessories

Inserts, ALIS

Description: Inserts to replace the standard double-bit 3 mm insert in the standard ALLS503 lock.

Material: Zamak chrome plated.

Pack quantity: 1 piece.

Description	Item no.
Double-bit 3 mm	ALIS503
Double-bit 5 mm	ALIS505
Square 7 mm	ALIS523
Triangular 8 mm	ALIS524
Square 8 mm	ALIS525
Slotted 2x4 mm	ALIS528

Not suitable for AFS.



Locks, ALL

Description: Alternative locks to replace the standard one.

Pack quantity: 1 piece.

Description	Type	Protection	Compatibility	Item no.
ADA lock with cylinder	Ronis key n° C21323	IP 65	ADA	ALL506
ADAB lock with cylinder	Ronis key n° C21323	IP 65	ADAB	ALL507
Chrome plated lock with cylinder	Ronis key n° M21323	IP 65		ALL508
Polyamide lock with cylinder	Key 5333	IP 55		ALL509
Lock with cylinder	Ronis key n° C21323	IP 65		ALL510N

Not suitable for AFS.



Double-bit 3 mm stainless steel locks, ALLS

Description: Stainless steel double-bit 3 mm lock.

Pack quantity: 1 piece.

Description	Protection	Item no.
AISI 304 stainless steel	IP 65	ALLS304
AISI 316L stainless steel	IP 66	ALLS316

Not suitable for AFS.



Padlocking, PLC

Description: The padlocking cover is mounted over the existing standard lock. The standard lock is totally covered and not accessible when padlock is fitted. Maximum padlock bow diameter of 10 mm.

Material: Stainless steel.

Pack quantity: 1 piece.

Item no.
PLC01

Not suitable for AFS.



Handles, ALT

Description: Alternative handles to replace the standard lock.

Pack quantity: 1 piece.

Description	Protection	Item no.
Plastic handle	IP 66	ALT560
Chrome plated T-handle with cylinder lock, key M21323	IP 65	ALT561
Chrome plated handle with cylinder lock, key M21323	IP 65	ALT562
Plastic handle with cylinder lock, Key 5333	IP 65	ALT563

Other locking options available, please contact our sales representative. Not suitable for AFS.




Keys, LSK

Description: Key with nVent HOFFMAN logo. Easy to use design, providing a good grip.

Pack quantity: 1 piece.

Description	Material	Item no.
Double-bit 3 mm	Plastic	LSK502
Double-bit 3 mm	Metalic	LSK503
Double-bit 5 mm	Metalic	LSK505
Square 7 mm	Metalic	LSK523
Square 8 mm	Metalic	LSK524
Triangle 7 mm	Metalic	LSK526
Triangle 8 mm	Metalic	LSK527



Wall Mounted Enclosures

Steel Range

Accessories

Multi key, LSMK

Description:	Multi-Key function with nVent HOFFMAN logo and a different key in every end: double-bit 5 mm, square 8 mm, triangle 8 mm and a standard hexagonal adaptor to use with the screw ends.
Material:	Steel.
Pack quantity:	1 piece.
Item no.	
LSMK01	



Wall mounted combining kit, CK

Description:	Wall mounting combining kit is to be used for baying two or more wall mounted enclosures together, side by side. This enables customers to create many more enclosure configurations than previously available.
Material:	EPDM rubber 10 mm thick.
Pack quantity:	Combining kit provided in a puzzle format, along with mounting accessories.
Item no.	
CK01	

Not suitable for AFS.



Gland plate combining gaskets, AGC

- Description:** To be used when a wall mounted enclosures combination (MAS/MAD/MAP) is needed. Combining gaskets are to be used to bay gland plate openings together.
- Material:** 8 mm polyethylene foam.
- Pack quantity:** 2 pieces, and combination mounting accessories.

For opening	Gland plate type	Item no.
310 x 96	2	AGC02
410 x 96	3	AGC03
510 x 96	4	AGC04



Lifting eyes, AL

- Description:** M12 thread. Complies with DIN 580 lifting requirements. Machining is required.
- Material:** Steel.
- Pack quantity:** 2 eye-bolts, 2 reinforcements and mounting accessories.

Item no.
AL9301

Not suitable for AFS.



Wall Mounted Enclosures

Steel Range

Accessories

Standard gland plates, AF

Description: Gland plates for the standard gland opening.

Material: 1.4 mm mild steel.

Finish: RAL 7035 structured powder coating.

Pack quantity: 1 piece.

For opening	Gland plate type	Item no.
110 x 56	0S	AF00SR5
210 x 56	1S	AF01SR5
310 x 56	2S	AF02SR5
410 x 56	3S	AF03SR5
210 x 96	1	AF01R5
310 x 96	2	AF02R5
410 x 96	3	AF03R5
510 x 96	4	AF04R5



Gland plate gaskets, AG

Description: For standard gland plate opening.

Material: 4 mm polyethylene foam.

Pack quantity: 1 piece.

For opening	Gland plate type	Item no.
110 x 56	0S	AG00S
210 x 56	1S	AG01S
310 x 56	2S	AG02S
410 x 56	3S	AG03S
210 x 96	1	AG01
310 x 96	2	AG02
410 x 96	3	AG03
510 x 96	4	AG04



Ventilated gland plates, AFR

Description:	Louvered plate, pressed out 5 mm.
Material:	1.4 mm mild steel.
Finish:	RAL 7035 structured powder coating.
Protection:	Complies with IP 23, in bottom or vertical position.
Pack quantity:	1 piece.

For opening	Gland plate type	Item no.
210 x 96	1	AFR01R5
310 x 96	2	AFR02R5
410 x 96	3	AFR03R5
510 x 96	4	AFR04R5



Ventilated gland plates with filter, AFV

Description:	Louvered plate, pressed out 5 mm with filter.
Material:	1.4 mm mild steel.
Finish:	RAL 7035 structured powder coating.
Protection:	Complies with IP 53, in bottom or vertical position.
Pack quantity:	1 piece.

For opening	Gland plate type	Item no.
210 x 96	1	AFV01R5
310 x 96	2	AFV02R5
410 x 96	3	AFV03R5
510 x 96	4	AFV04R5



Wall Mounted Enclosures

Steel Range

Accessories

Ventilated gland plates with fly-net, AFG

Description:	Louvered plate, pressed out 5 mm with fly-net.
Material:	1.4 mm mild steel.
Finish:	RAL 7035 structured powder coating.
Protection:	Complies with IP 43, in bottom or vertical position.
Pack quantity:	1 piece.

For opening	Gland plate type	Item no.
210 x 96	1	AFG01R5
310 x 96	2	AFG02R5
410 x 96	3	AFG03R5
510 x 96	4	AFG04R5



Adapter gland plates, AFA

Description:	Adapts FL gland plates to the wall mounted, steel enclosures gland opening.
Material:	1.4 mm mild steel.
Finish:	RAL 7035 structured powder coating.
Pack quantity:	1 piece.

For opening	N° of FL openings	Gland plate type	Item no.
210 x 96	1xFL13	1	AFA01R5
310 x 96	1xFL21	2	AFA02R5
410 x 96	1xFL21	3	AFA03R5
510 x 96	2xFL21	4	AFA04R5



Plastic cable plates, EHTC

Description:	Gland plates suitable for leading through cables as well as different types of tubing. To be installed directly to the adapter gland plate AFA. Please see the cable management section.
Material:	Different types of polymers reinforced with a steel plate. Halogen free and UV resistant.
Protection:	IP 65.
Finish:	RAL 7035.
Pack quantity:	1 piece with mounting accessories.

For opening	Item no.
FL21	EHTC2125G
FL21	EHTC213G
FL21	EHTC2135G
FL21	EHTC2150G



Gland plates with knock-outs, AFK

Description:	Gland plates with knock-outs according to table.
Material:	1.4 mm mild steel.
Finish:	RAL 7035 structured powder coating.
Pack quantity:	1 piece.

For opening	M16	M20	M25	M32	Gland plate type	Item no.
210 x 56	4	3	–	–	1S	AFK11SR5
310 x 56	6	3	1	–	2S	AFK21SR5
410 x 56	9	4	1	–	3S	AFK31SR5
210 x 96	4	5	2	2	1	AFK11R5
210 x 96	12	–	1	1	1	AFK12R5
310 x 96	9	5	4	2	2	AFK21R5
310 x 96	21	–	1	1	2	AFK22R5
410 x 96	18	5	4	2	3	AFK31R5
410 x 96	21	10	–	–	3	AFK32R5
510 x 96	27	5	4	2	4	AFK41R5
510 x 96	18	14	3	1	4	AFK42R5



Wall Mounted Enclosures

Steel Range

Accessories

Plastic cable glands, CPG

Description:	Traditional cable fittings. Known for excellent strain relief even while providing a high protection class. Plastic lock nuts for fixation are included in the delivery.
Material:	Fitting body made of polyamide PA6, and sealing made of neoprene.
Temperature resistance:	-20°C to +100°C.
Flammability:	V-2 according to UL94.
Finish:	RAL 7035.
Protection:	IP 66

Thread	Cable Size	Pack quantity	Item no.
M12 x 1.5	3 - 6.5	100	CPG12
M16 x 1.5	5 - 10	50	CPG16
M20 x 1.5	6 - 12	50	CPG20
M25 x 1.5	13 - 18	50	CPG25
M32 x 1.5	18 - 25	20	CPG32
M40 x 1.5	22 - 32	10	CPG40
M50 x 1.5	30 - 38	5	CPG50
M63 x 1.5	34 - 44	5	CPG63



Simple protection cables entry, CES

Description:	Simple grommet manufactured in a rubber-like material. The installation does not require tools. The "pushout" membrane is a permanent seal until it is penetrated by a cable or pipe. It is equipped with a sock that closes tight around the cable and allows for it to be moved around like a "joy-stick" in the opening without endangering the IP, so it works extremely well with cables passing through at an angle. Suitable for holes in materials of 0.5 to 4.5 mm thickness.
Material:	TPE (thermoplastic elastomer), halogen free.
Temperature resistance:	-50 °C to +125 °C.
Finish:	RAL 7035.
Protection:	IP 67.

H	H1	H2	Metric	Diameter	Cable diameter (mm)	Hole diameter (mm)	Pack quantity	Item no.
11.0	4.0	6.75	M16	23.5	5-10	16.5	50	CES16
11.0	4.0	6.75	M20	27.5	6-13	20.5	50	CES20
11.0	4.0	6.75	M25	39.5	8-17	25.5	50	CES25
11.0	4.0	6.75	M32	39.5	12-24	32.5	25	CES32



Double protection cables entry, CED

Description:	The rubber grommet is very simple to use. The installation does not require tools, which in turn means lower work cost. The "pushout" membrane is a permanent seal until it is penetrated by a cable or pipe. Suitable for holes in materials of 0.5 to 4 mm thickness.
Material:	EPDM, halogen free.
Temperature resistance:	-40 °C to +110 °C.
Finish:	RAL 7035.
Protection:	IP 67.

H	H1	Metric	Diameter	Cable diameter (mm)	Hole diameter (mm)	Pack quantity	Item no.
12.8	5.6	M12	20.0	4-7	12.5	50	CED12
17.7	11.0	M16	21.0	5-9	16.5	50	CED16
20.0	13.4	M20	25.5	8-13	20.5	50	CED20
21.3	15.3	M25	30.5	11-17	25.5	50	CED25
24.6	18.6	M32	38.5	15-20	32.5	25	CED32
29.5	21.7	M40	48.5	19-28	40.5	25	CED40
34.8	25.0	M50	60.5	27-35	50.5	10	CED50



Cable anchorage glands, CAG

Description:	Two-component grommet with membrane seal and cable anchorage. The installation does not require tools, it is self-adjusting to its surrounding wall thickness and click-fixed in place. Because of its compact design it only extends 5.7 mm outside the enclosure on which it is mounted. The "pushout" membrane is a permanent seal until it is penetrated by a cable or pipe. Suitable for holes in materials of 0.7 to 3 mm thickness.
Material:	TPE and polyamide 66, halogen free.
Temperature resistance:	-20 °C to +125 °C.
Finish:	RAL 7035.
Protection:	IP 67, 65, waterproof.
Pack quantity:	50 pieces.

H	H2	Metric	Diameter	Cable diameter (mm)	Hole diameter (mm)	Item no.
17-20	5.7	M20	34-37	7-11	20.5	CAG20
17-20	5.7	M25	39-42	7-13	25.5	CAG25



Wall Mounted Enclosures

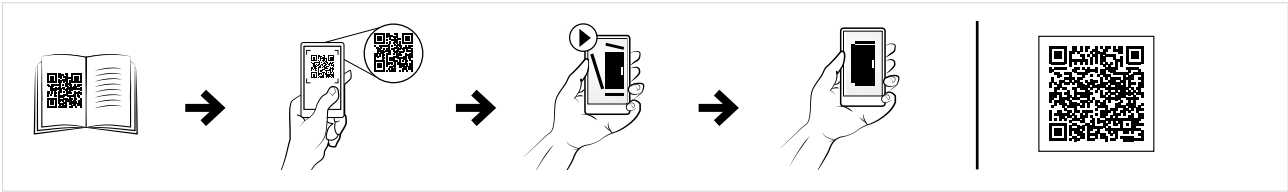
Steel Range

Accessories

Earthing cables, ECFA

- Description:** For earthing between metallic parts.
- Material:** 6 mm² copper wire (yellow-green).
- Pack quantity:** 10 pieces.
- Mounting requirements:** Add connection set ECF for fixing cable to painted frame.

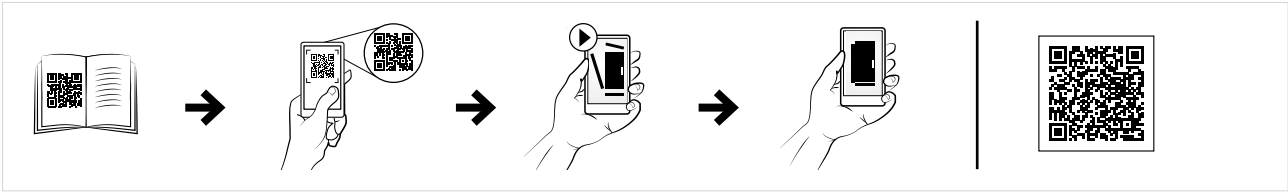
Length	Connection size	Item no.
220 mm	M6 / M8	ECFA220
300 mm	M8 / M8	ECFA300



Earthing straps, ECFE

- Description:** For earthing and potential compensation between panels, parts and the enclosure's frame.
- Length:** 300 mm.
- Material:** Tinned electrolytic copper 0.15 mm wire.
- Working temperature:** Up to 105°C.
- Pack quantity:** 10 pieces.
- Mounting requirements:** Add ECF connection set for fixing strap to painted frame.

Cross sectional area	Holes diam.	Current (A)	Item no.
16 mm ²	8.5	120 A	ECFE1630
25 mm ²	10.5	150 A	ECFE2530



Earthing connection for panels, ECP

Description: Earthing connection for fixing the earthing straps and cables to panels, mounting plates or profiles.

Pack quantity: 10 sets.

Bolt size	Item no.
M6	ECP06
M8	ECP08



Wall Mounted Enclosures

Steel Range

Accessories

Rain hood, ARF

- Description:

To be fitted as an outdoor shelter on single mounted enclosures. The roof is slightly sloped and has a dripstrip. Machining is required. It increases the enclosure dimension in H:60 mm, D:20 mm and W:20 mm.
- Material:

1.5 mm mild steel.
- Finish:

RAL 7035 structured powder coating.
- Pack quantity:

1 rain hood with mounting accessories.
- Additional information:

If the rain hood is exposed to high levels of UV radiation, the ARF should be coated with 100% polyester paint. This can be ordered as a special accessory. The ARF is not compatible with 180° MMH hinges.

For enclosure		
W	D	Item no.
250	155	ARF02515R5
250	210	ARF02521R5
300	155	ARF03015R5
300	210	ARF03021R5
400	155	ARF04015R5
400	210	ARF04021R5
400	260	ARF04026R5
400	300	ARF04030R5
500	155	ARF05015R5
500	210	ARF05021R5
500	260	ARF05026R5
500	300	ARF05030R5
600	210	ARF06021R5
600	260	ARF06026R5
600	300	ARF06030R5
600	400	ARF06040R5
800	210	ARF08021R5
800	260	ARF08026R5
800	300	ARF08030R5
800	400	ARF08040R5
1000	300	ARF10030R5
1200	300	ARF12030R5

Not suitable for AFS.



Rain hood, ASST

- Description:** To be fitted as an outdoor shelter on stainless steel wall mounted enclosures. The roof is slightly sloped and has a drip strip. Machining is required. Dimensions of the enclosure will be increased by H: 60 mm, W: 20 mm and D: 20 mm.
- Material:** AISI 304 / AISI 316L pre-grained stainless steel.
- Finish:** 400 pre-grained stainless steel.
- Pack quantity:** 1 rain hood with mounting material.
- Additional information:** ASST is not compatible with 180° MMHS hinges.


For enclosure		
W	D	Item no.
400	210	ASST042
400	210	ASST042-316
600	210	ASST062
600	210	ASST062-316
600	300	ASST063
600	300	ASST063-316
800	300	ASST083
800	300	ASST083-316
800	400	ASST084
800	400	ASST084-316
1000	300	ASST103
1000	300	ASST103-316
1200	300	ASST123
1200	300	ASST123-316
1200	400	ASST124
1200	400	ASST124-316

Not suitable for AFS.



Wall Mounted Enclosures
Polyester Range | Polyester
Compact, Plain / Transparent door | UCP/UCPT

IP 66 | TYPE 4, 4X, 12, 13 | IK 08 / 07



**Material:**

Fibre-glass reinforced polyester. UCPT viewing area: polycarbonate.

Body:

Monoblock moulded 3 mm thick. Four holes for direct wall fixing. Without gland plate openings.

Door:

Door, with or without window and 180° opening. For UCP/UCPT750 and above, a door support is supplied for easier closing. Sealing is by an injected one piece polyurethane gasket.

Lock:

Double-bit 3 mm insert and 90° movement. UCP/UCPT540 and above have three locking points. Other locks are available as an accessory.

Temperature resistance:

-25 °C to 70 °C in continuous use (peak temperatures up to 130 °C).

Characteristics:

Self extinguishing and halogen free. Double insulated, according to EN61439-1. Rated insulation voltage $U_i=1000V$.

Protection:

IP 66 | TYPE 4, 4X, 12, 13 and IP 65 only for UCPT430. Impact resistance IK 08 (IK 07 for enclosures with transparent door).

Approvals:

CE, GOST. CSA and cULus_UL Listed approvals apply to plain door enclosures only. For further approvals, please contact nVent HOFFMAN's sales department.

Finish:

RAL 7035, precoloured raw material.

Delivery:

Enclosure with door, fixing screws for the mounting plate and a self adhesive rain strip.

Note:

UCP320, UCP430 and UCP540 are delivered with the doors inside the packaging, unmounted.



Dimensional table | UCP/UCPT

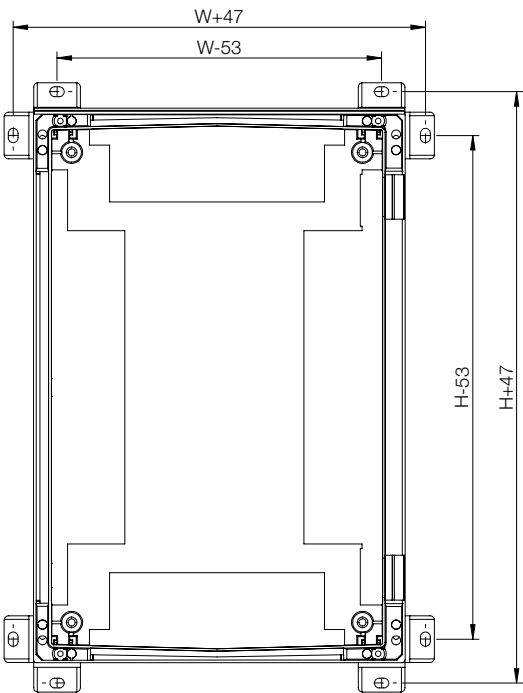
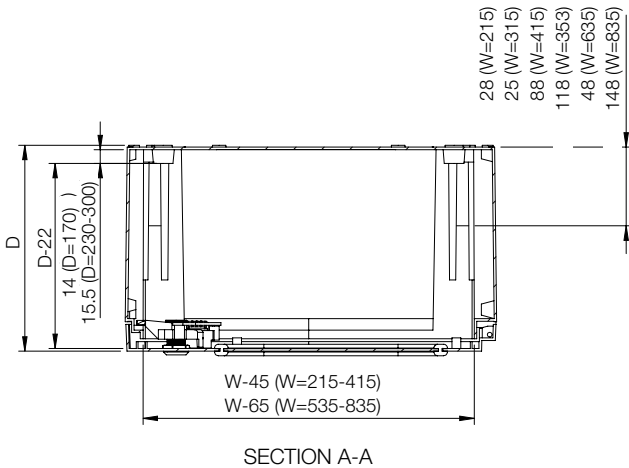
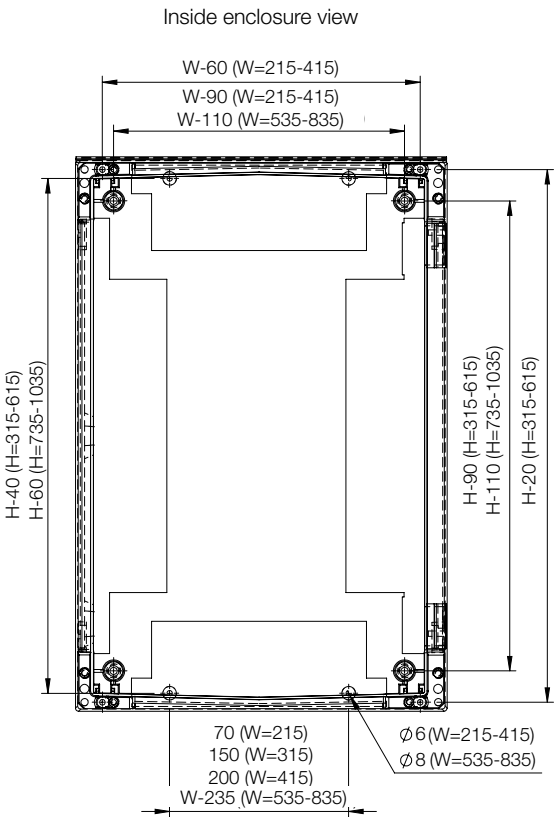
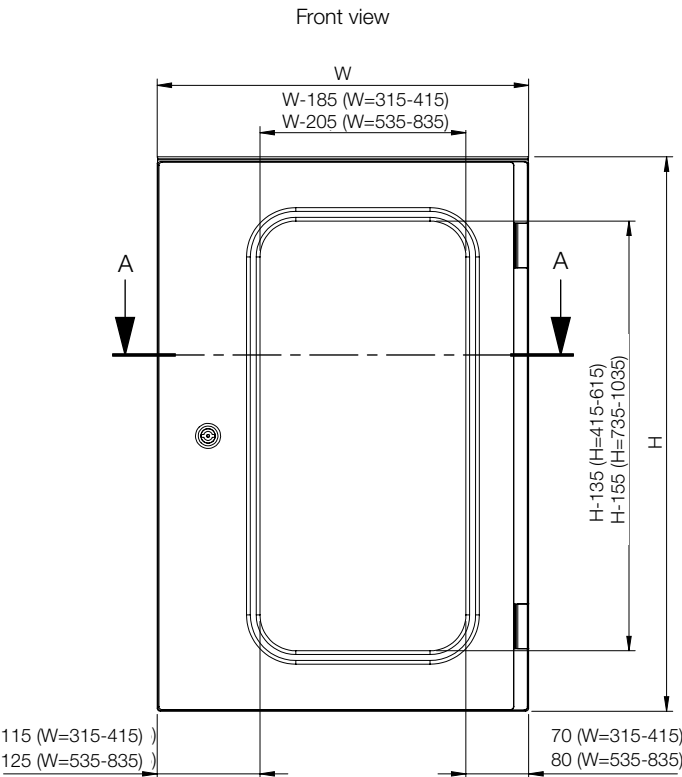
IP 66 | TYPE 4, 4X, 12, 13 | IK 08 / 07

Plain door

Enclosure dimensions			N° of locking points	Item no.
H	W	D		
315	215	170	1	UCP320
415	315	170	1	UCP430
515	415	230	3	UCP540
615	415	230	3	UCP640
735	535	270	3	UCP750
835	635	300	3	UCP860
1035	835	300	3	UCP1080

Transparent door

Enclosure dimensions			N° of locking points	Item no.
H	W	D		
415	315	170	1	UCPT430
515	415	230	3	UCPT540
615	415	230	3	UCPT640
735	535	270	3	UCPT750
835	635	300	3	UCPT860
1035	835	300	3	UCPT1080



Accessories selection matrix | UCP/UCPT

							
Enclosure				Mounting			
	H	W	D	Steel mounting plate	Insulated mounting plate	Telequick mounting plate	Depth adjustment kit
UCP320	315	215	170	UMPZ320	UMPP320	UMPT320	UCD01
UCP430	415	315	170	UMPZ430	UMPP430	UMPT430	UCD01
UCP540	515	415	230	UMPZ540	UMPP540	UMPT540	UCD01
UCP640	615	415	230	UMPZ640	UMPP640	UMPT640	UCD01
UCP750	735	535	270	UMPZ750	UMPP750	UMPT750	UCD01
UCP860	835	635	300	UMPZ860	UMPP860	UMPT860	UCD01
UCP1080	1035	835	300	UMPZ1080	UMPP1080	UMPT1080	UCD01
UCPT430	415	315	170	UMPZ430	UMPP430	UMPT430	UCD01
UCPT540	515	415	230	UMPZ540	UMPP540	UMPT540	UCD01
UCPT640	615	415	230	UMPZ640	UMPP640	UMPT640	UCD01
UCPT750	735	535	270	UMPZ750	UMPP750	UMPT750	UCD01
UCPT860	835	635	300	UMPZ860	UMPP860	UMPT860	UCD01
UCPT1080	1035	835	300	UMPZ1080	UMPP1080	UMPT1080	UCD01

							
Enclosure				Fixing			Ventilation
	H	W	D	Stainless steel brackets	Polyamide brackets	Pole fixation	Air ventilation grids
UCP320	315	215	170	UWMB11	UWMB12	EPF0300	UPVD01
UCP430	415	315	170	UWMB11	UWMB12	EPF0300	UPVD01
UCP540	515	415	230	UWMB11	UWMB12	EPF0400	UPVD01
UCP640	615	415	230	UWMB11	UWMB12	EPF0400	UPVD01
UCP750	735	535	270	UWMB11	UWMB12	EPF0500	UPVD01
UCP860	835	635	300	UWMB11	UWMB12	EPF0600	UPVD01
UCP1080	1035	835	300	UWMB11	UWMB12	EPF0800	UPVD01
UCPT430	415	315	170	UWMB11	UWMB12	EPF0300	UPVD01
UCPT540	515	415	230	UWMB11	UWMB12	EPF0400	UPVD01
UCPT640	615	415	230	UWMB11	UWMB12	EPF0400	UPVD01
UCPT750	735	535	270	UWMB11	UWMB12	EPF0500	UPVD01
UCPT860	835	635	300	UWMB11	UWMB12	EPF0600	UPVD01
UCPT1080	1035	835	300	UWMB11	UWMB12	EPF0800	UPVD01



Enclosure				Mounting			
	H	W	D	Mounting frame	Cover plate with cut-outs	Plain cover plate	Hinge support
UCP320	315	215	170	UMF3202	UFCP3201	UFCP3200	UHS01
UCP430	415	315	170	UMF4302	UFCP4301	UFCP4300	UHS01
UCP540	515	415	230	UMF5403	UFCP5401	UFCP5400	UHS01
UCP640	615	415	230	UMF6403	UFCP6401	UFCP6400	UHS01
UCP750	735	535	270	UMF7503	UFCP7501	UFCP7500	UHS01
UCP860	835	635	300	UMF8604	UFCP8601	UFCP8600	UHS01
UCP1080	1035	835	300	UMF10805	UFCP1081	UFCP1080	UHS01
UCPT430	415	315	170	UMF4302	UFCP4301	UFCP4300	UHS01
UCPT540	515	415	230	UMF5403	UFCP5401	UFCP5400	UHS01
UCPT640	615	415	230	UMF6403	UFCP6401	UFCP6400	UHS01
UCPT750	735	535	270	UMF7503	UFCP7501	UFCP7500	UHS01
UCPT860	835	635	300	UMF8604	UFCP8601	UFCP8600	UHS01
UCPT1080	1035	835	300	UMF10805	UFCP1081	UFCP1080	UHS01

Wall Mounted Enclosures

Polyester Range

Accessories

Steel mounting plate, UMPZ

Description: Steel mounting plate for UCP/UCPT enclosures.

Material: 2 mm galvanized steel.

Pack quantity: 1 piece.

For enclosure		Mounting plate dimensions		Item no.
H	W	h	w	
315	215	250	150	UMPZ320
415	315	350	250	UMPZ430
515	415	450	350	UMPZ540
615	415	550	350	UMPZ640
735	535	650	450	UMPZ750
835	635	750	550	UMPZ860
1035	835	950	750	UMPZ1080



Insulated mounting plate, UMPP-C

Description: Insulated mounting plate for UCP/UCPT enclosures.

Material: Hard paper 5 mm.

Pack quantity: 1 piece.

For enclosure		Mounting plate dimensions		Item no.
H	W	h	w	
315	215	250	150	UMPP320
415	315	350	250	UMPP430
515	415	450	350	UMPP540
615	415	550	350	UMPP640
735	535	650	450	UMPP750
835	635	750	550	UMPP860
1035	835	950	750	UMPP1080



Telequick mounting plate, UMPT

Description: Telequick mounting plate for UCP/UCPT enclosures.

Material: 1.5 mm perforated steel.

Pack quantity: 1 piece.

For enclosure		Mounting plate dimensions		Item no.
H	W	h	w	
315	215	250	150	UMPT320
415	315	350	250	UMPT430
515	415	450	350	UMPT540
615	415	550	350	UMPT640
735	535	650	450	UMPT750
835	635	750	550	UMPT860
1035	835	950	750	UMPT1080




Snap nuts for telequick plates, TN

Description: Nuts to be used in the telequick mounting plates.

Pack quantity: 50 pieces.

Thread	Item no.
M 4	TN04
M 5	TN05
M 6	TN06

Not suitable for AFS.



Depth adjustment kit, UCD

Description: To provide depth adjustment for the mounting plate and other accessories.

Pack quantity: 4 pieces and mounting accessories.

Item no.
UCD01



Mounting frame, UMF

Description: For easy mounting of DIN-rail components. The DIN-rails are adjustable in height.

Material: Galvanized steel.

Delivery: Vertical profiles, reinforced DIN-rails, supporting brackets and mounting accessories.

For enclosure				
H	W	N° of modules	N° of DIN rails	Item no.
315	215	12	2	UMF3202
415	315	24	2	UMF4302
515	415	54	3	UMF5403
615	415	54	3	UMF6403
735	535	88	4	UMF7503
835	635	96	4	UMF8604
1035	835	180	5	UMF10805



Wall Mounted Enclosures

Polyester Range

Accessories

Cover plate with DIN cut-outs, UFCP-D

Description:	Front cover plate with cut-outs for DIN components. Distance between UFCP and enclosure door: 39 mm; 49 mm for UCP750 and above. Reversible mounting position, to increase the distance between UFCP and enclosure door by 30 mm. The mounting frame with DIN rails UMFxxxx must be ordered separately.
Material:	Polyester.
Finish:	RAL 7035.
Delivery:	Cover plate, supporting brackets, one quarter turn fasteners and mounting accessories.

Enclosure dimensions		Usable depth	N° of modules	N° of rows	Item no.
H	W	d			
315	215	125	12	2	UFCP3201
415	315	150	24	2	UFCP4301
515	415	150	54	3	UFCP5401
615	415	150	54	3	UFCP6401
735	535	150	88	4	UFCP7501
835	635	150	96	4	UFCP8601
1035	835	150	180	5	UFCP1081



Frame for individual cover plates, UFCP-I

Description:	Frame to be covered with individual cover plates UICP. For enclosures 600 and 800 mm wide it has 2 columns. Distance between UFCP and enclosure door: 39 mm; 49 mm for UCP750 and above. Reversible mounting position, to increase the distance between UFCP and enclosure door by 30 mm.
Material:	Polyester.
Finish:	RAL 7035.
Delivery:	Frame, supporting brackets, one quarter turn fasteners and mounting accessories.

For enclosure		Frame	N° Individual cover plates	Item no.
H	W			
415	315	F1	2	UFCP4302
515	415	F1	3	UFCP5402
615	415	F1	3	UFCP6402
735	535	F1	4	UFCP7502
835	635	F2	8	UFCP8602
1035	835	F2	10	UFCP1082

F1= Single; F2= Double.



Plain individual cover plate, UICP

Description: Individual plain cover plate to be mounted in the frame UFCP, the height of the cover is 150 mm.


Material: PVC.

Finish: RAL 7035.

Delivery: 1 piece with mounting accessories.

For enclosure		Cover plate dimension		Item no.
H	W	h	w	
415 / 835	315 / 635	150	239	UICP4300
515	415	150	322	UICP5400
615 / 1035	415 / 835	150	335	UICP6400
735	535	150	423	UICP7500

UICP4300 and UICP6400 can be fixed in both enclosure sizes displayed.



Slotted individual cover plate, UICP-S

Description: Individual slotted cover plate to be mounted in the frame UFCP, the height of the cover is 150 mm.

Material: PVC.

Finish: RAL 7035.

Delivery: 1 piece with mounting accessories.

For enclosure		Cover plate dimension		N° of modules	Item no.
H	W	h	w		
415 / 835	315 / 635	150	239	12	UICP4301
515	415	150	322	17	UICP5401
615 / 1035	415 / 835	150	335	18	UICP6401
735	535	150	423	22	UICP7501

UICP4301 and UICP6401 can be fixed in both enclosure sizes displayed.



Wall Mounted Enclosures

Polyester Range

Accessories

Plain full cover plate, UFCP

Description:	Plain front cover plate to protect the equipment mounted in the enclosure. Distance between UFCP and enclosure door: 39 mm; 49 mm for UCP750 and above. Reversible mounting position, to increase the distance between UFCP and enclosure door by 30 mm. The cover plate can be hinged using the UHS accessory, allowing the user to gain access to components and/or cable management without having to remove the cover plate.
Material:	Polyester.
Finish:	RAL 7035.
Delivery:	Cover plate, supporting brackets, one quarter turn fasteners and mounting accessories.

For enclosure		Cover plate dimension		Item no.
H	W	h	w	
315	215	250	122	UFCP3200
415	315	350	222	UFCP4300
515	415	450	322	UFCP5400
615	415	550	322	UFCP6400
735	535	660	422	UFCP7500
835	635	760	522	UFCP8600
1035	835	960	722	UFCP1080



Hinge support, UHS

Description:	To be used with a UFCP closed cover plate if a hinged inner door is required.
Delivery:	2 pieces with mounting accessories.
Additional information:	Not compatible with reversible mounting position of UFCP.

Item no.
UHS01



Wall mounting brackets, UWMB

Description:	Mounting brackets for wall fixing UCP enclosures. It gives a clearance of 20 mm between the enclosure and the wall.
Pack quantity:	4 brackets with mounting accessories.

Material	Item no.
304L Stainless Steel	UWMB11
Polyamide	UWMB12



Enclosure pole fixation, EPF-C

Description:	Accessory to fix enclosures onto poles. Maximum load of 900N.
Material:	Galvanized steel.
Minimum pole diameter:	80 mm.
Maximum pole diameter:	250 mm.
Pack quantity:	2 profiles, 2 circular mounting strips for pole attachment and mounting accessories.

For Enclosure (W)		
UCP	UDP	Item no.
315		EPF0300
415	500 in horizontal position	EPF0400
535		EPF0500
635	500 in horizontal position, 750 in vertical position	EPF0600
835		EPF0800



Handles, UDH

Description:	Handle to replace the standard lock in UCP/UCPT enclosures. For the handle UDH2C, UDH2CS and UDH3C, machining is required. UDH1C is supplied with 2 keys.
Delivery:	1 piece with mounting accessories.

Description	Item no.
Neutral handle	UDH0C
Handle with key E2432	UDH1C
Handle for half cylinder	UDH2C
Small handle for half cylinder*	UDH2CS
Handle for pad-locking	UDH3C

To be used for UCP320/UCP430.



Air ventilation grids IP 44, UPVD

Description:	For ventilating the enclosures. Can be concealed if mounted on the inside panel of the double walled corner. Machining is required (hole 34.9 mm diameter).
Material:	Polyester.
Protection degree:	IP 44.
Pack quantity:	2 pieces.

Item no.
UPVD01




Wall Mounted Enclosures

Polyester Range | Polyester

Modular, Plain / Transparent door | UDP/UDPT

IP 65/54 | TYPE 4, 4X, 12, 13 | IK 10/07



**Material:**

Fibre-glass reinforced polyester. UDPT viewing area: polycarbonate.

Body:

Modular moulded, with rear fixing. Direct fixing to the wall or by use of wall mounted brackets. To a pole by use of EPF, to the floor by use of the plinth UPP or DIN-base UAF and UMPS. In single plain door enclosures, sealing is ensured by an EPDM gasket glued against the frame.

Door:

Flush mounted door, with or without window and 100° opening. For larger sizes, a door support is supplied for easier closing. In double door enclosures, sealing is ensured by a neoprene gasket.

Lock:

Premounted handle, suitable for all types of half cylinder locks (standard depth of 40 mm). Five locking points (three points in 500 mm width enclosures).

Temperature resistance:

-25 °C to 70 °C in continuous use (peak temperatures up to 130 °C).

Characteristics:

Self extinguishing and halogen free. Double insulated, according to EN61439-1. Rated insulation voltage $U_i=1000V$.

Protection:

Complies with IP 65 | TYPE 4, 4X, 12, 13 for single and double door enclosures / IP 54 | TYPE 4, 4X, 12, 13 for transparent door enclosures. Impact resistance IK 10 (IK 07 for enclosures with transparent door).

Approvals:

CE, CSA, GOST. cULus_UL Listed for single door enclosures. For further approvals, please contact nVent HOFFMAN's sales department.

Finish:

RAL 7035, precoloured raw material.

Delivery:

Enclosure with door, fixing screws for the mounting plate and wall mounting brackets. (Lock cylinder is not included in the delivery).



Dimensional table | UDP/UDPT

IP 65/54 | TYPE 4, 4X, 12, 13 | IK 10/07

Plain single door

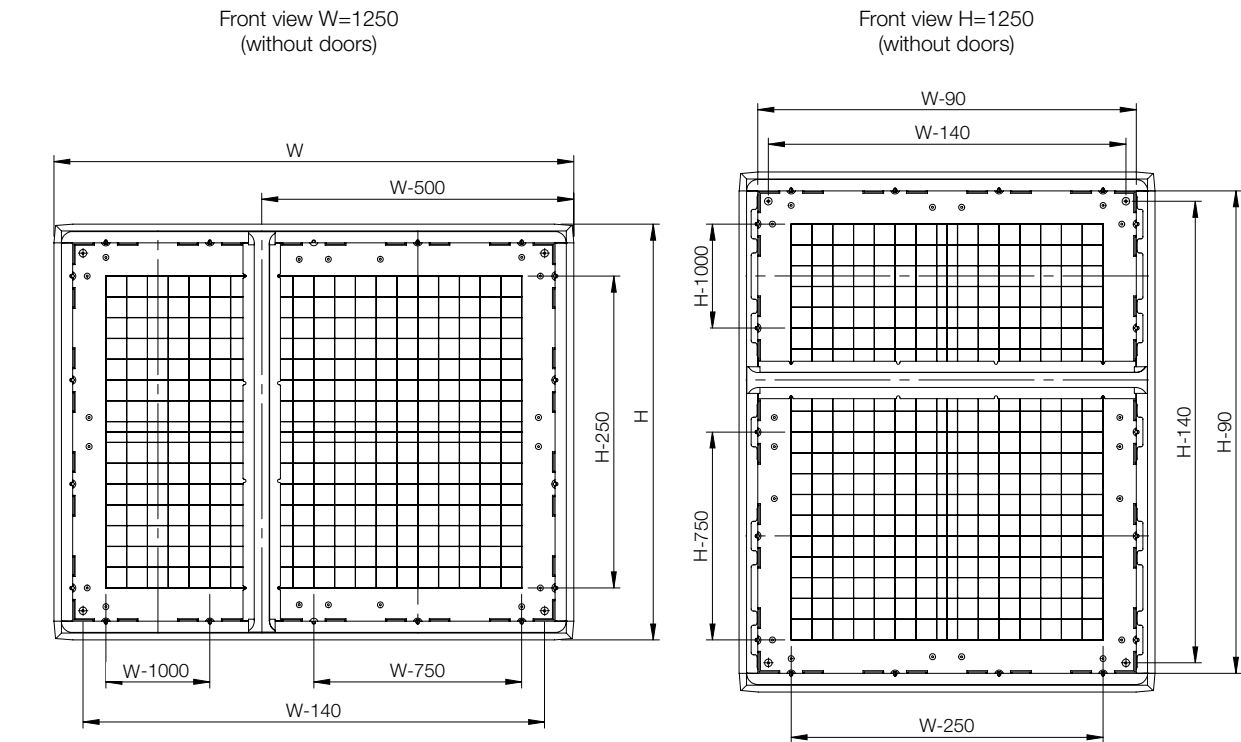
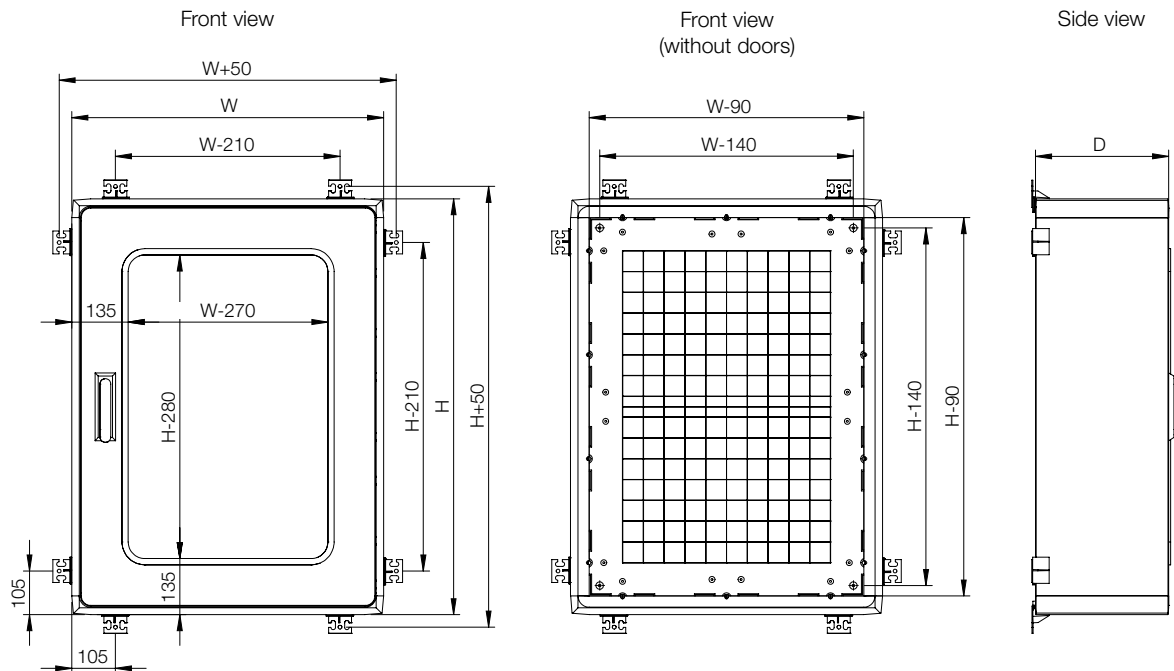
Enclosure dimensions			N° of doors	Item no.
H	W	D		
500	500	320	1	UDP5050
500	750	320	1	UDP5075
750	500	320	1	UDP7550
750	750	320	1	UDP7575
750	1000	320	1	UDP75100
1000	500	320	1	UDP10050
1000	750	320	1	UDP10075
1000	1000	320	1	UDP100100
1250	750	320	1	UDP12575

Plain double door




Enclosure dimensions			N° of doors	Item no.
H	W	D		
750	500 + 750	320	2	UDP75125
1000	500 + 500	320	2	UDP100102
1000	500 + 750	320	2	UDP100125
500 + 750	1000	320	2	UDP125100
500 + 750	1000	320	2	UDP125102





Transparent door






Enclosure dimensions			N° of doors	Item no.
H	W	D		
500	500	320	1	UDPT5050
500	750	320	1	UDPT5075
750	500	320	1	UDPT7550
750	750	320	1	UDPT7575
1000	500	320	1	UDPT10050
1000	750	320	1	UDPT10075
1250	750	320	1	UDPT12575



Accessories selection matrix | UDP/UDPT

						
Enclosure	Mounting					
	H	W	D	Steel mounting plate	Insulated mounting plate	Mounting profiles
UDP5050	500	500	320	UMPZ5050	UMPP5050	UMF500
UDP5075	500	750	320	UMPZ5075	UMPP5075	UMF500
UDP7550	750	500	320	UMPZ5075	UMPP5075	UMF750
UDP7575	750	750	320	UMPZ7575	UMPP7575	UMF750
UDP75100	750	1000	320	UMPZ75100	UMPP75100	UMF750
UDP10050	1000	500	320	UMPZ100500	UMPP10050	UMF1000
UDP10075	1000	750	320	UMPZ75100	UMPP75100	UMF1000
UDP100100	1000	1000	320	UMPZ100100	UMPP100100	UMF1000
UDP12575	1250	750	320	UMPZ75125	UMPP75125	UMF1250
UDP75125	750	500 + 750	320	UMPZ75125	UMPP75125	UMF750
UDP100102	1000	500 + 500	320	UMPZ100100	UMPP100100	UMF1000
UDP100125	1000	500 + 750	320	UMPZ100125	UMPP100125	UMF1000
UDP125100	500 + 750	1000	320	UMPZ100125	UMPP100125	UMF1250
UDP125102	500 + 750	1000	320	UMPZ100125	UMPP100125	UMF1250
UDPT5050	500	500	320	UMPZ5050	UMPP5050	UMF500
UDPT5075	500	750	320	UMPZ5075	UMPP5075	UMF500
UDPT7550	750	500	320	UMPZ5075	UMPP5075	UMF750
UDPT7575	750	750	320	UMPZ7575	UMPP7575	UMF750
UDPT10050	1000	500	320	UMPZ100500	UMPP10050	UMF1000
UDPT10075	1000	750	320	UMPZ75100	UMPP75100	UMF1000
UDPT12575	1250	750	320	UMPZ75125	UMPP75125	UMF1250

							
Enclosure	Fixing						
	H	W	D	Pole fixation	Adaptor frame for DIN-base	DIN-base	Plinth
UDP5050	500	500	320	EPF0400/EPF0600	-	-	UPP5032
UDP5075	500	750	320	EPF0600	UAF7532	UMPS7532	UPP7532
UDP7550	750	500	320	EPF0400/EPF0600	-	-	UPP5032
UDP7575	750	750	320	EPF0600	UAF7532	UMPS7532	UPP7532
UDP75100	750	1000	320	-	UAF10032	UMPS10032	UPP10032
UDP10050	1000	500	320	EPF0400/EPF0600	-	-	UPP5032
UDP10075	1000	750	320	EPF0600	UAF7532	UMPS7532	UPP7532
UDP100100	1000	1000	320	-	UAF10032	UMPS10032	UPP10032
UDP12575	1250	750	320	EPF0600	UAF7532	UMPS7532	UPP7532
UDP75125	750	500 + 750	320	-	-	-	UPP12532
UDP100102	1000	500 + 500	320	-	UAF10032	UMPS10032	UPP10032
UDP100125	1000	500 + 750	320	-	-	-	UPP12532
UDP125100	500 + 750	1000	320	-	UAF10032	UMPS10032	UPP10032
UDP125102	500 + 750	1000	320	-	UAF10032	UMPS10032	UPP10032
UDPT5050	500	500	320	EPF0400/EPF0600	-	-	UPP5032
UDPT5075	500	750	320	EPF0600	UAF7532	UMPS7532	UPP7532
UDPT7550	750	500	320	EPF0400/EPF0600	-	-	UPP5032
UDPT7575	750	750	320	EPF0600	UAF7532	UMPS7532	UPP7532
UDPT10050	1000	500	320	EPF0400/EPF0600	-	-	UPP5032
UDPT10075	1000	750	320	EPF0600	UAF7532	UMPS7532	UPP7532
UDPT12575	1250	750	320	EPF0600	UAF7532	UMPS7532	UPP7532

								
Enclosure				Doors		Protection	Ventilation	Baying
	H	W	D	Inner door	Door stop	Rainhood	Air ventilation grids	Depth extension kit
UDP5050	500	500	320	UID5050	-	URH5032	UAV01	UDE5050
UDP5075	500	750	320	UID5075	UDS01/UDS02	URH7532	UAV01	UDE5075
UDP7550	750	500	320	UID7550	-	URH5032	UAV01	UDE7550
UDP7575	750	750	320	UID7575	UDS01/UDS02	URH7532	UAV01	UDE7575
UDP75100	750	1000	320	-	UDS01/UDS02	URH10032	UAV01	UDE75100
UDP10050	1000	500	320	UID10050	-	URH5032	UAV01	UDE10050
UDP10075	1000	750	320	UID10075	UDS01/UDS02	URH7532	UAV01	UDE10075
UDP100100	1000	1000	320	-	UDS01/UDS02	URH10032	UAV01	UDE100100
UDP12575	1250	750	320	-	UDS01/UDS02	URH7532	UAV01	UDE12575
UDP75125	750	500 + 750	320	-	UDS01/UDS02	URH12532	UAV01	UDE75125
UDP100102	1000	500 + 500	320	-	UDS01/UDS02	URH10032	UAV01	UDE100100
UDP100125	1000	500 + 750	320	-	UDS01/UDS02	URH12532	UAV01	UDE100125
UDP125100	500 + 750	1000	320	-	UDS01/UDS02	URH10032	UAV01	UDE125100
UDP125102	500 + 750	1000	320	-	UDS01/UDS02	URH10032	UAV01	UDE125100
UDPT5050	500	500	320	UID5050	-	URH5032	UAV01	UDE5050
UDPT5075	500	750	320	UID5075	UDS01/UDS02	URH7532	UAV01	UDE5075
UDPT7550	750	500	320	UID7550	-	URH5032	UAV01	UDE7550
UDPT7575	750	750	320	UID7575	UDS01/UDS02	URH7532	UAV01	UDE7575
UDPT10050	1000	500	320	UID10050	-	URH5032	UAV01	UDE10050
UDPT10075	1000	750	320	UID10075	UDS01/UDS02	URH7532	UAV01	UDE10075
UDPT12575	1250	750	320	-	UDS01/UDS02	URH7532	UAV01	UDE12575

Wall Mounted Enclosures

Polyester Range

Accessories

Steel mounting plate, UMPZ-M

Description: Steel mounting plate for UDP/UDPT enclosures.

Material: 2 mm galvanized steel.

Pack quantity: 1 piece.

For enclosure		Mounting plate dimensions		Item no.
H or W	W or H	h or w	w or h	
500	500	390	390	UMPZ5050
500	750	640	390	UMPZ5075
750	750	640	640	UMPZ7575
750	1000	890	640	UMPZ75100
750	1250	1140	640	UMPZ75125
1000	500	390	890	UMPZ100500
1000	1000	890	890	UMPZ100100
1000	1250	1140	890	UMPZ100125



Insulated mounting plate, UMPP

Description: Insulated mounting plate for UDP/UDPT enclosures.

Material: Hard paper 5 mm.

Pack quantity: 1 piece.

For enclosure		Mounting plate dimensions		Item no.
H or W	W or H	h or w	w or h	
500	500	390	390	UMPP5050
500	750	640	390	UMPP5075
750	750	640	640	UMPP7575
750	1000	890	640	UMPP75100
750	1250	1140	640	UMPP75125
1000	500	390	890	UMPP10050
1000	1000	890	890	UMPP100100
1000	1250	1140	890	UMPP100125



Depth adjustment kit, UPD

Description: To provide depth adjustment for the mounting plate and other accessories in steps of 12.5 mm.

Material: Galvanized steel.

Delivery: 4 brackets, four depth profiles and mounting accessories.

Item no.
UPD01



Wall Mounted Enclosures

Polyester Range

Accessories

Adjustable vertical mounting profiles, UMF-A

Description: Vertical C-profiles fully adjustable in depth.

Delivery: 4 supporting brackets, 4 depth profiles, 2 vertical C-profiles and mounting accessories.

For enclosure		
H	Length of profile	Item no.
500	468	UMF500
750	718	UMF750
1000	968	UMF1000
1250	1218	UMF1250



Wall mounting brackets for enclosures with rain hood, UWB

Description: Wall mounting brackets for UDP enclosures with rainhood. Can be mounted in horizontal position only. Easy mounting without screws, even with the enclosure finished and closed.

Material: Stainless steel AISI 304.

Delivery: 4 brackets and four plastic clips.

Item no.
UWB02



Enclosure pole fixation, EPF-M

Description: Accessory to fix enclosures onto poles. Maximum load of 900N.

Material: Galvanized steel.

Minimum pole diameter: 80 mm.

Maximum pole diameter: 250 mm.

Pack quantity: 2 profiles, 2 circular mounting strips for pole attachment and mounting accessories.

For Enclosure (W)		
UCP	UDP	Item no.
415	500 in horizontal position	EPF0400
635	500 in horizontal position, 750 in vertical position	EPF0600



Plinth / Floor mounting frame, UPP

Description:	Enclosure and plinth are anchored together on the floor. Fixing points for anchoring are marked on the inside bottom panel.
Material:	Glass fibre reinforced polyester.
Finish:	RAL 7035.
Delivery:	Plinth, metal braces M12, U-profiles, counter-profiles and mounting accessories.


For enclosure			
W	D	Plinth h	Item no.
500	320	65	UPP5032
750	320	65	UPP7532
1000	320	65	UPP10032
1250	320	65	UPP12532



Adaptor frame for DIN-base, UAF

Description:	Enclosure and adaptor frame are anchored on to the DIN-base.
Material:	Glass fibre reinforced polyester.
Finish:	RAL 7035.
Delivery:	1 piece with mounting accessories.

For enclosure		
W	D	Item no.
750	320	UAF7532
1000	320	UAF10032



Polyester DIN-base, UMPS

Description:	DIN-base pedestals.
Material:	Glass fibre reinforced polyester.
Finish:	RAL 7035.
Delivery:	1 piece with mounting accessories.

For enclosure			
H	W	D	Item no.
900	780	310	UMPS7532
900	1110	310	UMPS10032



Wall Mounted Enclosures

Polyester Range

Accessories

Inner door, UID

Description:	For controls, meters, lamps, etc. Hinges can be mounted to allow left or right hand opening. Lock double-bit 3 mm insert. Distance between UID and enclosure door: 48 mm.
Material:	Glass fibre reinforced polyester.
Finish:	RAL 7035.
Protection:	IP 20.
Delivery:	1 piece with mounting accessories.

For enclosure		
H	W	Item no.
500	500	UID5050
500	750	UID5075
750	500	UID7550
750	750	UID7575
1000	500	UID10050
1000	750	UID10075



Handles, UDH

Description:	Handle to replace the standard.
Delivery:	1 piece with mounting accessories.

Description	Item no.
For two profile half cylinder locks	UDH02
For pad-locking (max dim. 10 mm)	UDH03



Profile half cylinder locks, LSSU

Description:	Profile half cylinder locks. To be used in the swinghandles UDH.
Delivery:	1 piece.

Description	Item no.
Profile half cylinder Ronis key C21323	LSSU521
Profile half cylinder Ronis key 2132E	LSSU5212132E
Profile half cylinder Ronis key 3121E	LSSU5213121E
Square 7mm	LSSU523
Square 8 mm	LSSU524
Triangle 7 mm	LSSU526
Triangle 8 mm	LSSU527
Double-bit 3 mm	LSSU528
Double-bit 5 mm	LSSU529
Daimler Benz	LSSU530



Other key numbers available on request.

Door stop / Panel stop, UDS

Description: To secure the door/panel in an open position. Mounted directly to the door and body. Machining is not required.

Material: Steel.

Delivery: 1 piece with mounting accessories.

Description	Item no.
Left turning	UDS01
Right turning	UDS02

Valid for enclosures starting with 750 mm width.




Combining kit, UCK

Description: Kit to allow vertical and/or lateral combinations. Machining is required. UCK maintains the enclosures IP rating.

Delivery: Neoprene gasket, combining bolts, protection profiles and mounting accessories.

For enclosure		Opening		Item no.
H or W	D	h or w	d	
500	320	330	200	UCK500
750	320	580	200	UCK750
1000	320	830	200	UCK1000
1250	320	1080	200	UCK1250



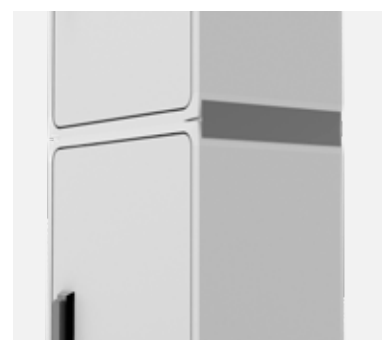
Corner profile, UCP

Description: Fills the corner between two coupled enclosures. Length: 308 mm.

Finish: RAL 7035.

Delivery: 1 piece.

Item no.
UCP01



Wall Mounted Enclosures

Polyester Range

Accessories

Depth extension kit, UDE

- Description:

Increases the standard depth (320 mm) of the enclosure up to 640 mm. When this accessory is used the rain hood cannot be used. UDE maintains the enclosures IP rating.
- Finish:

RAL 7035.
- Delivery:

2 side panels, one top and one bottom panel, two open back panels and mounting accessories.

For enclosure		
H	W	Item no.
500	500	UDE5050
500	750	UDE5075
750	500	UDE7550
750	750	UDE7575
750	1000	UDE75100
750	1250	UDE75125
1000	500	UDE10050
1000	750	UDE10075
1250	750	UDE12575
1000	1000	UDE100100
1000	1250	UDE100125
1250	1000	UDE125100



Air vents, UAV

- Description:

Two air vents must be mounted per enclosure to ensure sufficient air circulation and prevent water condensation. Air vents are preferably mounted in the upper and lower part of the enclosure. Degree protection: IP 44.
- Material:

Polyamide.
- Delivery:

Set of 2 pieces with mounting accessories.

Item no.
UAV01



Rain hood, URH

- Description:** Extra protection for outdoor use. Ventilation holes can be drilled in the top of the enclosure. When mounted, the enclosure's degree of protection is IP 44.
- Material:** Glass fibre reinforced polyester.
- Finish:** RAL 7035.
- Delivery:** 1 piece with mounting accessories.
- Mounting requirements:** Rain hoods require special wall mounting brackets UWB02. Four fixing points for securing the rain hood are marked off in the top panel. The rain hood cannot be used when the enclosures are joined, some combinations are available on request. Machining is required.

For enclosure	
W	Item no.
500	URH5032
750	URH7532
1000	URH10032
1250	URH12532



Wall Mounted Enclosures

Hygienic Design Range | Stainless Steel

Single door | HDW

IP 66/69/69K | TYPE 4X, 12, 13 | IK08



**Material:**

Body: 1.5 mm. Door: 2 mm. AISI 304L pre-grained stainless steel. Mounting plate: 2 mm galvanized steel.

Body:

Monoblock body, folded and seam welded. The top of the body is equipped with a sloping roof at an angle of 30 degrees towards the front, ending with a 30 mm overhang to avoid any draining liquids from dripping onto the gasket and the door.

Door:

Folded with a sloping angle of 8° on all sides. Surface mounted with 120° opening. Concealed zinc plated steel hinges with captive pin. Can be mounted to give left or right hand opening (machining is not required).

Internal hinge:

The door hinge has been especially designed to fit concealed inside the enclosure once the door is closed, avoiding dirt deposits that would accumulate if it were outside, thus making the enclosure easy to clean.

Gasket:

Sealing is ensured by a one piece removable blue silicone gasket with molded corners. The silicone is FDA 21 CFR 177.2600 compliant.

Lock:

HD lock made of stainless steel AISI 316L with blue silicone gasket, the lock conforms with norm DIN EN 1672-2:2009.

Mounting plate:

Fixed onto M8 studs welded on the rear of the enclosure. All sides from 800 mm and above are strengthened by folded edges. The mounting plate is marked vertically at 10 mm intervals for easy horizontal positioning of equipment.

Cable access:

No gland openings as standard to avoid hygiene risks.

Protection:

Corresponds with IP 66/69/69K | TYPE 4X, 12, 13 | IK08.

Finish:

400 Pre-grained stainless steel, polished to Ra < 0.8 µm.

Delivery:

Enclosure with door, mounting plate, metallic key and mounting accessories.

Additional information:

For accessories on the outside of the enclosure please see our HD accessories section.



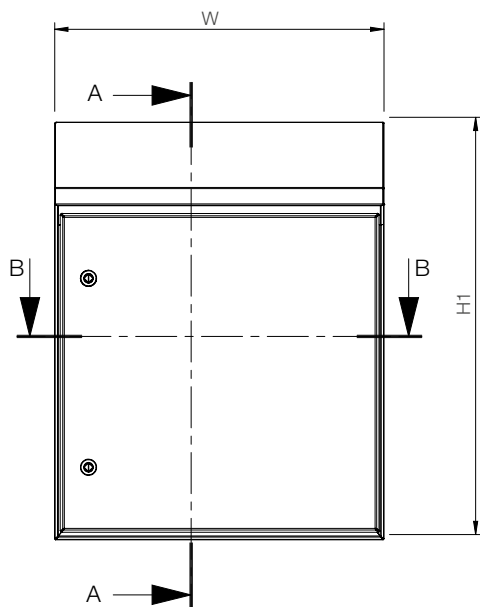
Dimensional table | HDW

IP 66/69/69K | TYPE 4X, 12, 13 | IK08

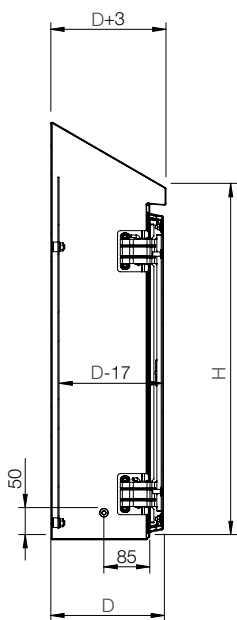
H Plinth	H1	W	D	h	w	Item no.
350	442	220	155	350	160	HDW0442215
430	552	390	210	430	330	HDW0553921
430	552	810	210	430	750	HDW0558121
430	605	610	300	430	550	HDW0606130
550	672	510	210	550	450	HDW0675121
650	772	390	210	650	330	HDW0773921
650	772	610	210	650	550	HDW0776121
650	825	810	300	650	750	HDW0828130
1050	1225	810	300	1050	750	HDW1228130
1250	1425	810	300	1250	750	HDW1428130



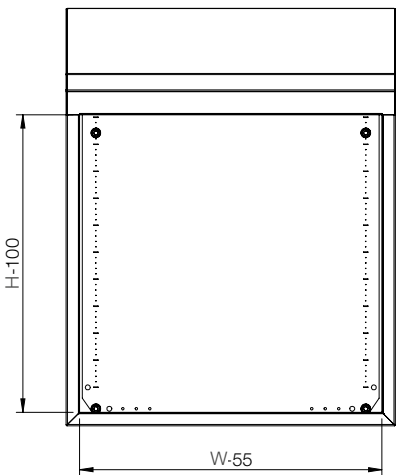
Front view



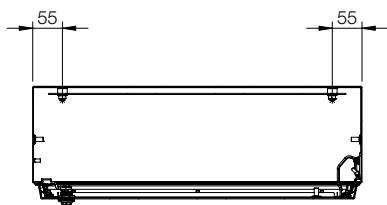
Sectional side view



Inside enclosure view

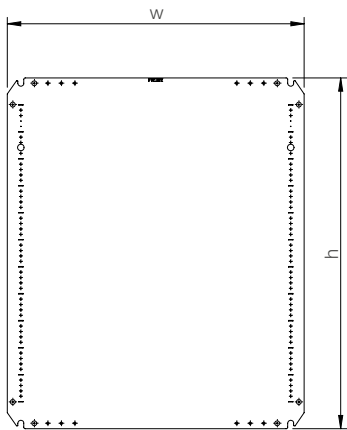


Sectional top view

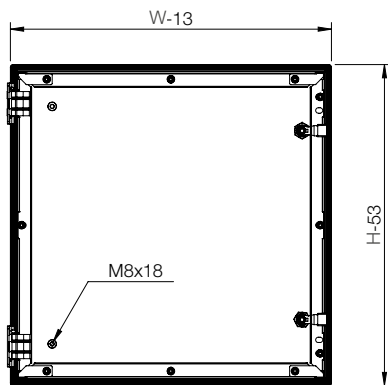


SECTION B-B

Mounting plate view



Inside door view



Wall Mounted Enclosures

Hygienic Design Range

Accessories

Depth interior profile for HDW, DIPH

Description: The DIPH profile system is a 40 mm wide and 25 mm high profile to be mounted on the sides and base of HDW range enclosures. It has two rows of hole patterns and can be used in combination with the CLPK and CLPF profiles. No machining is required.

Material: Zinc plated Steel.

Pack quantity: 4 profiles with mounting accessories.

For enclosure		
D	Max. loading	Item no.
210	150 N	DIPH210
300	150 N	DIPH300



Wall mounting brackets HD, AWH

Description: Mounting brackets for hygienic wall fixing. Provides an space between the enclosure and the wall to facilitate cleaning operations. It includes the sealing washers to guarantee the IP rating. Machining required. Design according to EHEDG standards.

Material: AISI 304 stainless steel. Sealing in FDA approved silicone.

Pack quantity: 1 bracket with mounting accessories.

D	Item no.
50	AWHD050
300	AWHD300



Leveling feet HD, LFHD

Description: Adjustable feet for leveling enclosures placed on uneven ground. Reduce cleaning time thanks to fully covered and sealed threads. Machining required. Design according to EHEDG standards.

Material: AISI 304 stainless steel. Sealing in FDA approved silicone.

Pack quantity: 4 pieces with mounting accessories.

Total height	Max. height	Min. height	Item no.
178 mm	140 mm	104 mm	LFHD04



Door switch for HDW, HDSW

Description:	Door switch to activate any electrical device (lighting, signalling, alarms, etc.) designed for HDW range of wall mounted enclosures. No machining is required.
Switch capacity:	3 A / 240 V
Approvals:	CE, cCCSAus, CCC.
Pack quantity:	1 piece with mounting instructions.
Additional information:	Minimum enclosure depth 210 mm.

Item no.
HDSW01



2

Cable glands HD, CGHD

Description:	Hygienic design cable fittings. Known for excellent strain relief even while providing higher protection class. Machining required. Design according to EHEDG standards.
Material:	AISI 303 stainless steel. Sealing in FDA approved silicone.
Protection:	IP 69.
Pack quantity:	5 pieces, locknut included.

Thread	Cable Size	Item no.
M12 x 1.5	3 - 6.5	CGHD12
M16 x 1.5	5 - 10	CGHD16
M20 x 1.5	6 - 12	CGHD20
M25 x 1.5	12 - 17	CGHD25



Wall Mounted Enclosures
EMC Range | Galvanized Steel
Single door | MASE

IP 54 | TYPE 12 | IK 10



Material:

Body: 1.2 mm zinc plated steel / 1.5 mm MASE0606021R5 and above. Door: 1.2 mm zinc plated steel / 1.5 mm MASE0606021R5 and above / 2 mm MASE1006030R5 and above. Mounting plate: 2 mm galvanized steel.

Body:

Folded and seam welded. Four 8.5 mm diameter holes for wall fixing, pressed out in 20.4 mm diameter x 2 mm depressions, to allow air circulation around the rear part of the enclosure.

Door:

Surface mounted with 130° opening. Concealed removable hinges with captive pin. Hinges are mounted for right hand opening only. From size MASE0505021R5 and above there are two removable mounting profiles on the door. Sealing is ensured by a conductive EMC gasket.

Lock:

Chrome plated double-bit lock, with 3 mm insert and 90° movement. 1000 mm high enclosures and above have espagnolette three point locking system.

Mounting plate:

The mounting plate is marked vertically at 10 mm intervals, for easy horizontal positioning of equipment. On the top and bottom are holes to facilitate cable fixing. Fixed on to M8 press welded studs to the rear of the enclosure. All sides from 800 mm and above are strengthened by folded edges. By using the AMG accessory, the mounting plate can be adjusted to any depth.

Gland Plate Opening:

No gland plate opening, to ensure maximum EMI protection.

Earthing:

The door is earthed by means of a separate earthing stud M8.

Finish:

RAL 7035 structured powder coating on the outside only.

Protection:

IP 54 | TYPE 12 | IK 10.

Delivery:

Zinc plated enclosure body and door, painted on the outside. Door equipped with EMI conductive gasket. Two door mounting profiles, from size MASE0505021R5 and above. Earthing facilities.



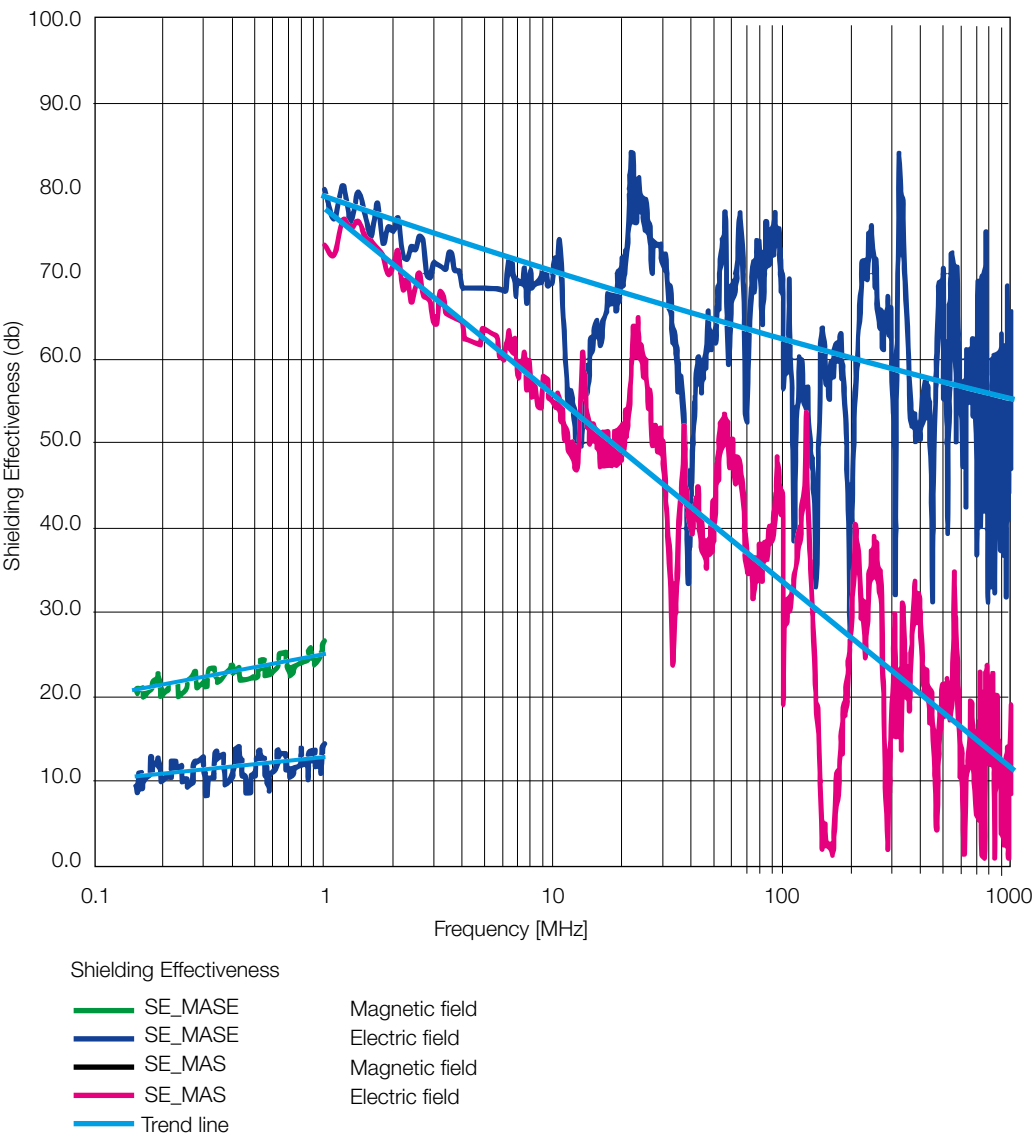
Dimensional table | MASE

IP 54 | TYPE 12 | IK 10

Enclosure dimensions			Mounting plate dimensions		Usable depth	N° of locks	Item no.
H	W	D	h	w	d		
400	400	210	370	350	192	1	MASE0404021R5
400	600	210	370	550	192	1	MASE0406021R5
600	600	210	570	550	192	2	MASE0606021R5
1000	800	300	970	750	282	1*	MASE1008030R5

All the MAS standard sizes are available as an EMC version on request. MASE: From 200/200/155 mm to 1200/800/400 mm. e.g. MASE0606021R5, EMC single door enclosure 600 × 600 × 210 mm. For more details please see MAS table.

Dimensional drawing | MASE



Wall Mounted Enclosures

EMC Range

Accessories

02

Wall Mounted Enclosures

2

EMC Filter fans, EFE

Description:	EMC capable filter fan. Special EMC screen in combination with stainless steel contact strips guarantee good contact with enclosure surface. Cutting edge surface of the enclosure needs to be blank for contact. Long service life.
Approvals:	CE, GOST, UR, cUL.
Material:	Plastic, UL 94-V0. EMC screen: stainless steel, contact strips.
Pack quantity:	1 fan with filter.

230 V AC, 50/60 Hz

Unimpeded airflow (m³/h)	EFE+EFAE Air flow (m³/h)	Filter mat (EN779)	Filtration efficiency (%)	Service life L10 (40°C)(h)	Bearing type	Item no.
61/70	44/52	G4	>90	37.500	Sleeve	EFE200R5
110/125	82/93	G4	>90	37.500	Sleeve	EFE220R5
156/171	116/127	G4	>90	40.000	Ball	EFE250R5
256/292	231/265	G4	>90	40.000	Ball	EFE300R5
480/480	370/370	G3	80-90	40.000	Ball	EFE500R5
640/653	445/445	G3	80-90	40.000	Ball	EFE600R5
845/875	560/625	G3	80-90	40.000	Ball	EFE700R5

230 V AC, 50/60 Hz

Noise (dB)	IP	Cut-out (mm)	Weight (kg)	Connection	Current (A)	Power (W)	Fuse (A)	Item no.
44	54	126,5 x 126,5	0.80	Terminal strip	0.12/0.18	19/18	6	EFE200R5
40	54	178 x 178	1.05	Terminal strip	0.12/0.18	19/18	6	EFE220R5
40	54	224 x 224	1.45	Spring type	0.12/0.10	18/17	6	EFE250R5
42	54	224 x 224	1.90	Spring type	0.32/0.26	45/39	6	EFE300R5
54	54	292 x 292	3.85	Spring type	0.35/0.45	80/100	6	EFE500R5
63	54	292 x 292	4.05	Spring type	0.53/0.72	120/160	6	EFE600R5
66	54	292 x 292	4.50	Spring type	0.62/0.86	140/197	6	EFE700R5

IP 55 on request



EMC Exhaust filter, EFAE

Description:	Suitable for specific EMC enclosures. Cutting edge surface of the enclosure needs to be blank for contact.
Material:	Plastic, UL94-V0. EMC screen: stainless steel, contact strips.
Approvals:	CE, GOST, UR, cUL.
Protection:	IP 54
Pack quantity:	1 filter with housing.

Filter mat (EN779)	Filtration efficiency (%)	Cut out dim.	Depth	Item no.
G4	>90	126.5 x 126.5	26	EFAE200R5
G4	>90	178 x 178	34	EFAE220R5
G4	>90	224 x 224	38	EFAE250-300R5
G3	>90	292 x 292	39	EFAE500-700R5

IP 55 models on request.



Wall Mounted Enclosures

Hazardous Locations Range

ZONEX, Stainless Steel, Wall Mount Enclosures, EXE-WM

Material:	Fabricated from Type 316L stainless steel. Body: 1.5 mm / 2.0 mm for enclosures with a height of 600 mm or above. Door: 1.5 mm / 2.0 mm for enclosures with a height of 600 mm or above. Gland plate: 2.5 mm. Mounting plate: 2.0 mm galvanized steel.	
Body:	M10 brass internal/external bonding provision. 2.5 mm thick wall-mounting brackets welded on the rear. M5 threads for gland plate screws provide quick and easy installation.	
Door:	Continuous seal polyurethane gasket, operating range -40 to +70 °C. Door opening 210°. Door is easily removed by pulling clip-style hinge pins. M6 inner grounding stud. Optional silicone gasket with operating range -55 to +180 °C.	
Lock:	Type 316L stainless steel quarter-turn latch with double bit 3 mm insert.	
Mounting plate:	Fixed onto M8 welded studs to the rear of the enclosure. Holes to facilitate cable fixing are on the top and bottom.	
Cable access:	Fabricated and formed M5 threads for gland plate screws provide quick and easy installation. Flat gasketed.	
Protection:	IP 66 TYPE 4, 4X, 12	
Finish:	320 grain brushed finish.	
Approvals:	ATEX Directive 94/9/EC Sira 09ATEX3224U Ex eb IIC Gb Ex tb IIIC Db IP 66 EN60079-0:2009 EN60079-7:2007 EN61241-0:2006 EN61241-1:2004	IECEX IECEX SIR 09.0099U Ex eb IIC Gb Ex tb IIIC Db IP 66 IEC 60079-0:2007-2010 IEC 60079-7:2006-2007 IEC 61241-0:2004 IEC 61241-1:2004
Delivery:	Enclosure with door, mounting plate, gland plate and mounting accessories.	
Note:	nVent HOFFMAN ATEX Ex e enclosures are not intended for use in explosion-proof or flame-proof applications.	



H	W	D	Gland plate opening width	Gland plate opening depth	Mounting Plate Height	Mounting Plate Width	Item no.
300	300	150	236,5	73,5	255	255	EXE303015SS61E
300	300	210	236,5	133,5	255	255	EXE303021SS61E
400	300	150	236,5	73,5	355	255	EXE403015SS61E
400	300	210	236,5	133,5	355	255	EXE403021SS61E
400	400	150	336,5	73,5	355	355	EXE404015SS61E
400	400	210	336,5	133,5	355	355	EXE404021SS61E
500	400	150	336,5	73,5	455	355	EXE504015SS61E
500	400	210	336,5	133,5	455	355	EXE504021SS61E
500	500	210	436,5	133,5	455	455	EXE505021SS61E
600	500	210	436,5	133,5	555	455	EXE605021SS61E
600	600	210	536,5	133,5	555	555	EXE606021SS61E
600	600	300	536,5	223,5	555	555	EXE606030SS61E
750	500	210	436,5	133,5	705	455	EXE755021SS61E
750	600	210	536,5	133,5	705	555	EXE756021SS61E
750	750	300	686,5	223,5	705	705	EXE757530SS61E
900	600	210	536,5	133,5	855	555	EXE906021SS61E

Note: enclosure with horizontal mounting brackets can be ordered by replacing SS61E with SS61HE in the item number.

Wall Mounted Enclosures

Hazardous Locations Range

Accessories

02

Wall Mounted Enclosures


2

Hazardous location window kits, EXWK

Description:	Window kits are ideal for visibility of internal enclosure components. Secure sealing with silicone gasket to protect against water and dust ingress in extreme temperature applications.
Material:	Frame: Type 316 stainless steel. Gasket: Silicone. Window: Tempered safety glass, 6 mm.
Operating temperature:	-55 (-67) to 180 °C (356 °F).
Protection:	IP 66 TYPE 4, 4X, 12, 3R
Approvals:	<div> <div>ATEX Directive 94/9/EC</div> <div>Sira 13ATEX3315U</div> <div>Ex e IIC Gb</div> <div>Ex tb IIIC Db IP 66</div> </div> <div> <div>IECEX</div> <div>IECEX SIR 13.0123U</div> <div>Ex e IIC Gb</div> <div>Ex tb IIIC Db IP 66</div> <div>UL 508A Component Recognized Type 4, 4X, 12, 3R; File No. E61997</div> </div>

Pack quantity: 1 piece with mounting accessories.

H	W	D	Viewing area height	Viewing area width	Cutout Height	Cutout Width	Item no.
191	140	36	127	76	170	119	EXWK53SS6
292	203	36	229	140	272	183	EXWK95SS6
241	343	36	178	279	211	392	EXWK711SS6
394	267	36	330	203	373	246	EXWK138SS6
241	445	36	178	381	211	424	EXWK715SS6
495	343	36	432	279	475	322	EXWK1711SS6
241	572	36	178	508	221	551	EXWK720SS6
648	445	36	584	381	627	424	EXWK2315SS6
241	673	36	178	610	653	221	EXWK724SS6
241	800	36	178	737	221	780	EXWK729SS6
800	546	36	737	483	780	526	EXWK2919SS6



Hazardous location LED lights, LEDHL

Description:	<p>Standard LED light: Cool white lighting with colour temperature range of 6500K. Versatile mounting allows the light to be positioned horizontally or vertically with 160° rotation. 100° angle of illumination. Minimum power consumption and superior lighting with 24 VDC power input.</p> <p>Indoor/outdoor LED light: Cool white lighting with colour temperature range of 6500 K. Robust construction design for suitable outdoor applications. 360° rotation allows flexible and versatile mounting. 100° angle of illumination. Minimum power consumption and superior lighting with 12-24 VDC power input.</p>
Operating temperature:	-40 (-40) to 85 °C (185 °F).
Protection:	IP 54 IP 66 for indoor/outdoor light Maintains enclosure Type 4, 4X rating when properly installed.
Approvals:	<div>ETL Listed</div> <div>Class I Division 2, Groups A, B, C, D, T3</div> <div>Conforms To CSA.22.2 No. 137, 213, 250 Standards</div> <div>Conforms To UL 844 & 1598 Standards</div> <div>Conforms to ISA-12.12-01</div>

Pack quantity: 1 piece with assembly kit and 6 ft cable with flying leads.

W	Weight (kg)	VDC	Amps	Lumens	Item no.
344	0.3	24	0.33	558	LEDHL24V12
636	0.6	24	0.66	1116	LEDHL24V24
916	0.9	24	0.99	1674	LEDHL24V36
1220	1.2	24	1.32	2256	LEDHL24V48
88	1	12/24	0.66/0.35	459	LEDHL24VCAN



Wall Mounted Enclosures

Hazardous Locations Range

Accessories

Hazardous location door switch, LEDHLSW


Description:	Door switch to activate any electrical device (lighting, signalling, alarms, etc.) designed for wall mounted enclosures in hazardous locations. The included 5 ft connect cable allows ease of wiring to the enclosure back panel. Machining is required.
Switch capacity:	30 VDC / 5 A.
Operating temperature:	-40 (-40) to 90°C (194 °F).
Protection:	The included hardware kit allows the door switch to easily be mounted and maintain the enclosure rating up to UL Type 4X.
Approvals:	Explosion Proof for Class 1, Division 2, Groups A, B, C and D. FM Approved to Standard Class 3600, 3615-1989.
Pack quantity:	1 piece with mounting accessories and 5 ft connect cable.
<div>Item no.</div> <div>LEDHLSWITCH</div>	



Hazardous location breather drains

Ex e, EXEBD


Description:	Combination of drainage and breathing elements especially for use in potentially explosive atmosphere. Type of protection: Increased Safety (Ex e). Thread length: 10 mm. To be installed in a clearance hole 0.3 mm to 0.5 mm larger than major diameter of the thread size being used, or in a threaded hole. Position at the lowest point of an enclosure to ensure optimal draining of any moisture.									
Material:	Type 316 stainless steel with castellated nut and nitrile O-ring.									
Operating temperature:	-50 (-58) to 85 °C (185 °F).									
Protection:	IP 66 Maintain enclosure Type 4, 4X rating when properly installed.									
Approvals:	Certified for Zone 1 or 2 areas ATEX; Sira 13ATEX3354U Ex e IIC Gb Ex tb IIIC Db IP 66 IECEX IECEX SIR 13.0138U Ex e IIC Gb Ex tb IIIC Db IP 66 cCSAus Certified Class 1 Zone 1, Ex e II, IP 66, Type 4X									
Pack quantity:	1 piece.									
<table><tr><th>H</th><th>Thread</th><th>Item no.</th></tr><tr><td>25</td><td>M20</td><td>EXEBDM20SS6</td></tr><tr><td>33</td><td>M25</td><td>EXEBDM25SS6</td></tr></table>		H	Thread	Item no.	25	M20	EXEBDM20SS6	33	M25	EXEBDM25SS6
H	Thread	Item no.								
25	M20	EXEBDM20SS6								
33	M25	EXEBDM25SS6								



Hazardous location breather drains Ex d, EXDBD

Description:	Combination of drainage and breathing elements especially for use in potentially explosive atmosphere. Type of protection: Flameproof (Ex d). Thread length: 16 mm. To be installed in a threaded hole. Position at the lowest point of an enclosure to ensure optimal draining of any moisture.		
Material:	Type 316 stainless steel with silicone O-ring		
Operating temperature:	-30 (-22) to 150 °C (302 °F).		
Protection:	IP 66 Maintain enclosure Type 4, 4X rating when properly installed.		
Approvals:	Certified for Zone 1 or 2 areas ATEX ITS13ATEX17900X Ex d IIC Gb; Ex e IIC Gb Ex tb IIIC Db IP 66	IECEX; IECEX ITS 13.0049X Ex d IIC Gb Ex e IIC Gb Ex tb IIIC Db IP 66 cCSAus Certified Class 1 Zone 1, Ex e II, IP 66, Type 4X	
Pack quantity:	1 piece.		

H	Thread	Item no.
25	M20	EXDBDM20SS6
33	M25	EXDBDM25SS6



2

Hazardous location hole seals, EXAS

Description:	Used to seal cable entries in bare metallic, smooth-surfaced enclosures. Mount on any flat enclosure surface, 1.46 mm (0.0576 in) to 3.2 mm (0.13 in) enclosure wall thickness.	
Material:	Outer plates: Type 316 stainless steel. Inner plates: Type 304 stainless steel. Gasket: Silicone.	
Operating temperature:	-55 (-67) to 180 °C (356 °F).	
Protection:	Hole seals maintain an IP 66 and Type 4X rating in increased safety hazardous location.	
Approvals:	ATEX Sira 14ATEX3233U Ex e IIC Gb Ex tb IIIC Db IP 66	IECEX IECEX SIR 14.0073U Ex e IIC Gb Ex tb IIIC Db IP 66 UL 508A Component Recognized Type 4, 4X,12, 3R; File No. E61997.
Pack quantity:	1 piece.	

Thread	Item no.
M20	EXAS050SS6
M25	EXAS075SS6
M32	EXAS100SS6
M40	EXAS125SS6
M50	EXAS150SS6
M63	EXAS200SS6
M75	EXAS250SS6



Wall Mounted Enclosures

Hazardous Locations Range

Accessories

Hazardous location small-volume purging/pressurization system, HLA1



Description:	Small-volume type Y or Z purging/pressurization system are enclosure pressurization or purging systems that operate on a supply of compressed instrument air or inert gas. It regulates and monitors pressure within sealed (protected) enclosures to prevent combustible dust accumulation, or remove and prevent flammable gas or vapor accumulations. Available in two models for enclosures with a maximum enclosure volume of up to 2 or 10 cubic feet (0.06 or 0.28 cubic meters). Includes tamper-proof regulator with gauge (TR-10G) to comply with NFPA standard requiring protection against overpressurization. Other purposes include heat, moisture and dust contamination prevention.
Material:	Mounting plate: Type 316 brushed stainless steel. Regulator body: Zinc with enamel finish. Enclosure pressure gauge: Aluminium with enamel finish. Polycarbonate regulator handle. Fastener hardware available in aluminium and stainless steel.
Approvals:	<p>For A1001YZUMC1 (Volume up to 2 cubic feet)</p> <p>NEC Type Y Class I, Division 1, Groups A, B, C, D to Division 2</p> <p>NEC Type Z Class I, Division 2, Groups A, B, C, D to Unclassified</p> <p>For A1001YZUMC2 (Volume up to 10 cubic feet)</p> <p>NEC Type Y Class II, Division 1, Groups F, G to Division 2</p> <p>NEC Type Z Class II, Division 2, Groups F, G to Unclassified</p> <p>Classified by Underwriters Laboratories, cUL and Factory Mutual</p>
Requirements:	Protected enclosures should be constructed from materials, such as metal, fiberglass or polycarbonate material, to meet or exceed NEMA Type 4, Type 4X or Type 12 performance requirements.
Mounting:	Universal mount.
Pack quantity:	1 piece with mounting kit and accessories.
Note:	Pressure vent not required when inlet pressure limited to 5PSI using standard TR-10G. For inlet pressure over 5PSI order EPV-1-SA-00 or EPV-1-SA-90 separately. This system is not intended for use to protect enclosures or devices that contain ignitable concentrations of gases or vapours.

H	W	D	Weight (kg)	Volume	Item no.
229	229	127	3.74	0.06	A1001YZUMC1
229	229	127	3.86	0.28	A1001YZUMC2

Hazardous location large-volume purging system, HLA3

- Description:** Purging Type Y or Z assembly that operates on a supply of compressed instrument air or inert gas. It is designed to regulate and monitor pressure within one or more sealed (protected) enclosures, in order to rapidly remove and prevent flammable vapour accumulation within the enclosure(s). The system is designed to accomplish the required air exchanges and maintain a "safe" pressure on one or more protected enclosures. A Model EPV enclosure protection vent is required for proper operation. 90 cubic feet (2.55 cubic meters) maximum enclosure volume. Enclosure protection vent (90°). Rapid exchange control valve.
- Material:** System face plate and mounting plate: Type 316 stainless steel with tumble finish. Regulator body: Zinc with enamel finish. Manifold body: Anodized aluminium with Type 316 stainless steel valves. Enclosure pressure gauge: Aluminium with enamel finish. Gas supply gauge: Poly case and nickel-plated tube. Enclosure supply and enclosure reference bulkhead fittings: Type 316 stainless steel.
- Approvals:** (Volume up to 90 cubic feet)
3003 LPS
NEC Type Y Class 1, Division 1, Groups A, B, C, D / Zone 1
Groups IIA, IIB and IIC to Division 2 / Zone 2; NEC Type Z Class I, Division 2, Groups A, B, C, D / Zone 2
Groups IIA, IIB and IIC to Non-hazardous; Classified by Underwriters Laboratories, NFPA 496-1993.
- Requirements:** Protected enclosures should be constructed from materials such as metal, fiberglass or polycarbonate material to meet or exceed NEMA Type 4, Type 4X or Type 12 performance requirements.
- Mounting:** Two models available: Vertical mount (VM) or horizontal mount (HM).
- Pack quantity:** 1 piece with mounting kit and accessories.
- Note:** This system is not intended for use to protect enclosures or devices that contain ignitable concentrations of gases or vapours.



H	W	D	Weight (kg)	Volume	Item no.
241	140	140	4.54	2.55	A3003YZVM
140	273	140	4.54	2.55	A3003YZHM

Wall Mounted Enclosures

Hazardous Locations Range

Accessories

Hazardous location large-volume ATEX purging system Type Y, Z and Ex [pz], HLA3X

Description:	These products are designed to supply one or more enclosures with a protective gas supply. Enclosure protection vent (90°). Rapid exchange control valve. Explosion Proof differential pressure switch with "C" contacts for alarm.
Material:	System face plate and mounting plate: Type 316 stainless steel with tumble finish. Regulator body: Zinc with enamel finish. Manifold body: Anodized aluminium with Type 316 stainless steel valves. Enclosure pressure gauge: Aluminium with enamel finish. Gas supply gauge: Poly case and nickel-plated tube. Enclosure supply and enclosure reference bulkhead fittings: Type 316 stainless steel.
Approvals:	(Volume up to 90 cubic feet); 3003 WPSA: Type Y System, UL and FM Certified: Class I, Division I Group; A,B,C, D/Zone 1, Groups IIB and H2 to Division 2/Zone 2; Type Z system, UL and FM Certified: Class 1, Division 2 Group; A,B,C, D/Zone 2, Groups IIB and H2 to Non-hazardous. ATEX-certified: II 3 (3) G Ex [pz] II, -29 °C ≤ Tamb. ≤ 49 °C.
Requirements:	Protected enclosures should be constructed from materials such as metal, fiberglass or polycarbonate material to meet or exceed NEMA Type 4, Type 4X or Type 12 performance requirements.
Mounting:	Two models available: Vertical mount (VM) or horizontal mount (HM).
Pack quantity:	1 piece with mounting kit and accessories.
Note:	This system is not intended for use to protect enclosures or devices that contain ignitable concentrations of gases or vapours.

H	W	D	Weight (kg)	Volume	Item no.
356	203	189	8.2	2.55	ATEX3003YZVM
203	361	189	8.2	2.55	ATEX3003YZHM



Hazardous location ATEX purging/pressurization systems, HLP

Description:	All models utilize dry, clean inert gas supply of 60 PSI (4 bar) to 115 PSI (8 bar). Type X models provide automatic purge cycle and 4PNO/20A/440VAC power contactor with 115 VAC or 230 VAC coil. Local visual indicators provide system status.
Material:	All exterior components are 316 stainless steel or corrosion-resistant composite. Brushed 316 stainless steel finish.
Leak compensation:	Maintains positive pressure by compensating for losses. System consists of control unit and relief valve. Leak compensation models are equipped with rapid purge valve and visual purge status indicator.; ; Certification Type Y and Z models; • Flush (internal) or external mount models; • Local visual alarm indicator and dry contact output for remote alarm; • Typically recommended for enclosures with volume of 60 cubic feet or less; ; Certification Type X Model; • Provides power disconnect when pressurization is lost or not attained; • Provides automatic purge process; • External mount; • Local visual alarm indicator and dry contact output for remote alarm; • Typically recommended for enclosures with volume of 60 cubic feet or less;
Continuous flow:	Provides positive pressure via continuous protective air flow through the enclosure. System consists of control unit, calibrated outlet orifice and relief valve.; ; Certification Type Y and Z Models; • Flush (internal) or external mount models; • Local visual alarm indicator and dry contact output for remote alarm; • Typically recommended for enclosures with volume of 17 Ft ³ or less. Larger enclosures can use continuous flow models, but will require longer purging times.
Operating temperature:	-20 (-4) to 55 °C (131 °F).
Approvals:	Type X: Ex [px] Ex [p]; IECEx SIR.0019X [Gb, Db]; Europe, ATEX Category 2 GD; Cert no Sira 14ATEX1045X; USA/Canada NFPA496 CI I Div 1 Groups A, B, C, D; UL E466718. Type Y: Ex [py] Ex [p]; IECEx SIR.0019X [Gb, Db]; Europe, ATEX Category 2 GD; Cert no Sira 14ATEX1045X; North America CI I Div 1 Groups A, B, C, D; For protecting CI I Div 2 equipment; UL E466718. Type Z: Ex [pz] Ex [p]; IECEx SIR.0019X [Gc, Dc]; Europe, ATEX Category 3 GD; Cert no Sira 14ATEX1045X; North America CI I Div 2 Groups A, B, C, D; UL E466718.
Requirements:	Type 4, 4X and 12 (IP54 recommended minimum) enclosures.
Pack quantity:	1 piece.



Mounting type	Certification	Item no.
Flush Mount	Y and Z	PLCF1YZ
Exterior Mount	Y and Z	PLCB1YZ
Flush Mount	Y and Z	PCFF1YZ
Exterior Mount	Y and Z	PCFB1YZ
Exterior Mount	X (120 VAC)	PLCS1X1
Exterior Mount	X (230 VAC)	PLCS1X2
-	-	PLCSKIT
-	-	PCFSKIT

BUILT BY
**FULLER
TANKERS**

TEL. 01291 620324



VAC
PUMP
ON/OFF



ENGINE
SPEED
ON/OFF



03 Terminal Boxes

Steel Range

Mild steel terminal box, STB.....	388
Stainless steel terminal box, SSTB.....	390
Accessories	394

Aluminium Range

Aluminium terminal box, HALP.....	398
Accessories	400

Polyester Range

Polyester terminal box, MGRP.....	402
Accessories	404

ABS Range

Small ABS terminal box, DABP.....	406
Accessories	409

Medium ABS terminal box, SABP.....	410
Accessories	413

Large ABS terminal box, OABP.....	414
Accessories	417

Polycarbonate Range

Small polycarbonate terminal box, DPCP.....	420
Accessories	423
Large polycarbonate terminal box, OPCP.....	424
Accessories	427

Hazardous Location Range


ZONEX, stainless steel terminal box, EXE-SB.....	430
ZONEX, polyester terminal box, EXE-NB.....	431

Terminal Boxes

Steel Range

Mild steel terminal box | STB

IP 66 | TYPE 4, 12, 13 | IK 08

**Material:**

1.2 mm mild steel.

Body:

Folded and seam welded. Four 8.5 mm diameter holes for wall fixing. Four M6 × 13 studs for bottom profiles / mounting plate fixation.

Gasket:

Sealing is ensured by an injected one piece polyurethane gasket.

Earthing:

M8×18 mm earthing studs in body and cover, M8 nuts, earthing washers and earthing labels.

Protection:

IP 66 | TYPE 4, 12, 13 | IK 08.

Finish:

RAL 7035, structured powder coating.

Delivery:

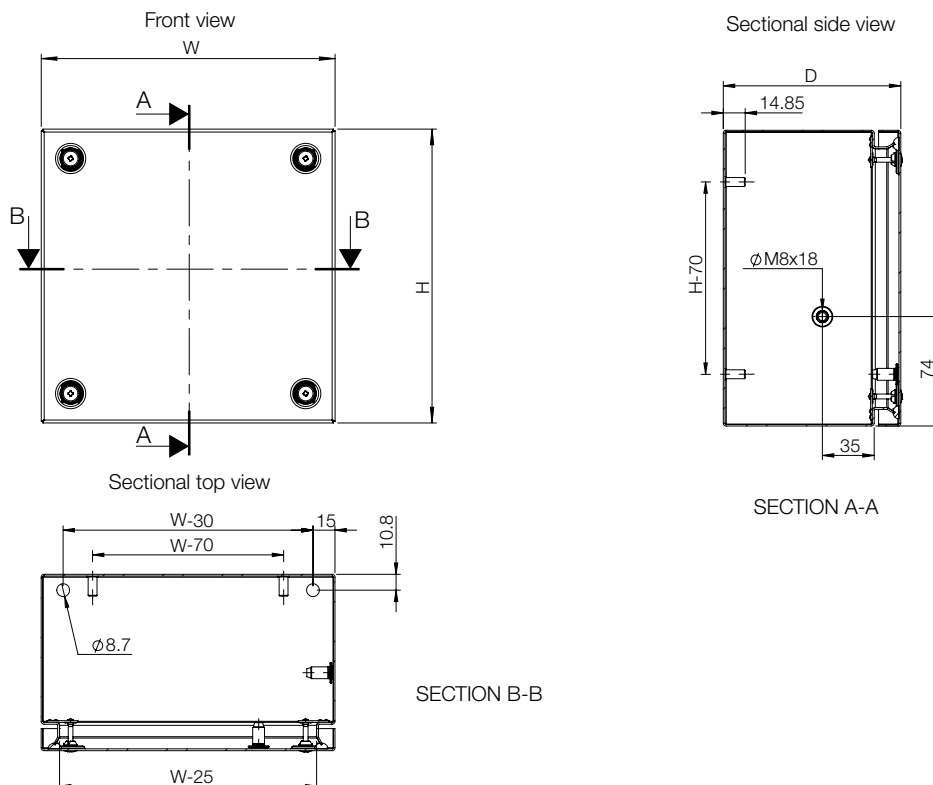
Body, cover, cover screws, fixing screws, cover plugs, and earthing facilities.



IP 66 | TYPE 4, 12, 13 | IK 08

Box dimension			Weight (kg)	Item no.
H	W	D		
150	150	80	1.15	STB151508
150	150	120	1.35	STB151512
150	300	80	1.90	STB153008
150	300	120	2.25	STB153012
200	200	80	1.70	STB202008
200	200	120	2.00	STB202012
200	300	80	2.35	STB203008
200	300	120	2.75	STB203012
200	400	80	2.90	STB204008
200	400	120	3.35	STB204012
200	500	120	4.10	STB205012
200	600	120	4.75	STB206012
200	800	120	6.30	STB208012
300	300	80	3.15	STB303008
300	300	120	3.55	STB303012
300	400	120	4.50	STB304012
300	500	120	5.40	STB305012
300	600	120	6.40	STB306012
400	400	120	5.85	STB404012
400	600	120	7.80	STB406012
400	800	120	9.90	STB408012

Dimensional drawing | STB



Terminal Boxes

Steel Range

Stainless steel terminal box | SSTB

IP 66 | TYPE 4X, 12, 13 | IK 08

**Material:**

AISI 304L pre-grained stainless steel / AISI 316L (on request).
Body: 1 mm. Cover: 1.5 mm.

Body:

Folded and seam welded. Four M6x13 studs for bottom profile / mounting plate fixation.

Gasket:

For AISI 316L, sealing is ensured by an injected one piece silicone gasket.

Earthing:

M8x18 mm earthing studs in body and cover, M8 nuts, earthing washers and earthing labels.

Protection:

IP 66 | TYPE 4X, 12, 13 | IK 08.

Finish:

400 pre-grained stainless steel.

Delivery:

Body, cover, cover screws, fixing screws, cover plugs and earthing facilities.

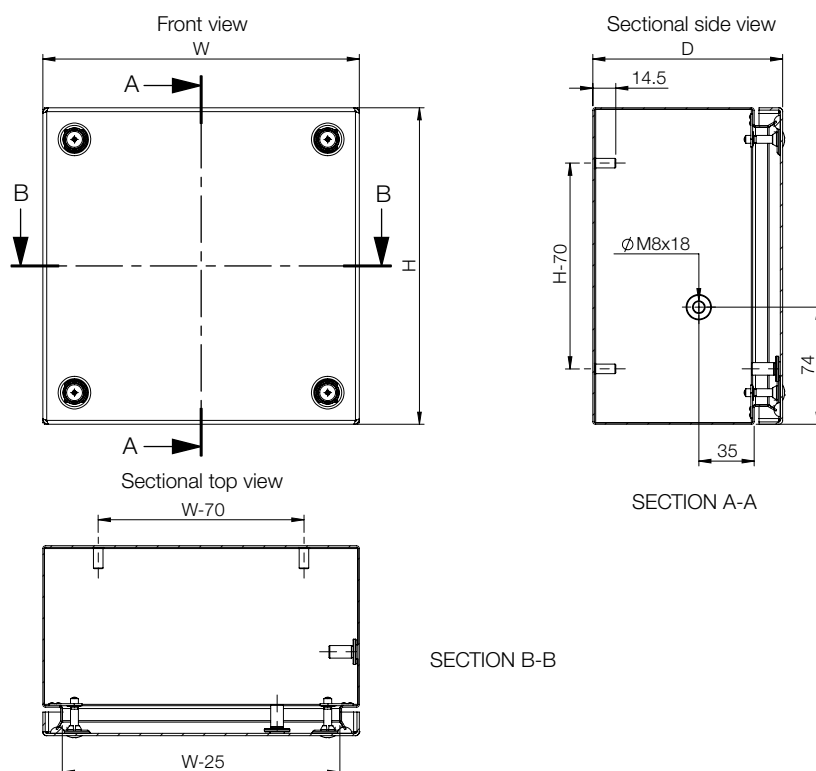


IP 66 | TYPE 4X, 12, 13 | IK 08







Box dimension			Weight (kg)	Item no.
H	W	D		
150	150	80	1.10	SSTB151508
150	150	80	1.10	SSTB151508-316
150	150	120	1.30	SSTB151512
150	150	120	1.30	SSTB151512-316
150	300	80	1.80	SSTB153008
150	300	80	1.80	SSTB153008-316
150	300	120	2.15	SSTB153012
150	300	120	2.15	SSTB153012-316
200	200	80	1.65	SSTB202008
200	200	80	1.65	SSTB202008-316
200	200	120	1.95	SSTB202012
200	200	120	1.90	SSTB202012-316
200	300	80	2.25	SSTB203008
200	300	80	2.25	SSTB203008-316
200	300	120	2.55	SSTB203012
200	300	120	2.55	SSTB203012-316
200	400	80	2.80	SSTB204008
200	400	80	2.80	SSTB204008-316
200	400	120	3.20	SSTB204012
200	400	120	3.15	SSTB204012-316
200	500	120	3.90	SSTB205012

Box dimension			Weight (kg)	Item no.
H	W	D		
200	500	120	3.90	SSTB205012-316
200	600	120	4.60	SSTB206012
200	600	120	4.55	SSTB206012-316
200	800	120	5.90	SSTB208012
200	800	120	5.90	SSTB208012-316
300	300	80	3.05	SSTB303008
300	300	80	3.05	SSTB303008-316
300	300	120	3.40	SSTB303012
300	300	120	3.45	SSTB303012-316
300	400	120	4.25	SSTB304012
300	400	120	4.30	SSTB304012-316
300	500	120	5.10	SSTB305012
300	500	120	5.10	SSTB305012-316
300	600	120	6.10	SSTB306012
300	600	120	6.10	SSTB306012-316
400	400	120	5.50	SSTB404012
400	400	120	5.40	SSTB404012-316
400	600	120	7.65	SSTB406012
400	600	120	7.55	SSTB406012-316
400	800	120	9.70	SSTB408012
400	800	120	9.70	SSTB408012-316

Dimensional drawing | SSTB









Accessories selection matrix | STB

									
Box				Mounting			Fixing		Cover
	H	W	D	Mounting plate	Bottom profile	DIN rail	Wall mounting brackets	Pole fixation	Hinges
STB151508	150	150	80	BMP1515	BPP15	BDR3515	AW41	-	STBH02
STB151512	150	150	120	BMP1515	BPP15	BDR3515	AW41	-	STBH02
STB153008	150	300	80	BMP1530	BPP15/BPP30	BDR3515/BDR3530	AW41	EPF0300	STBH02
STB153012	150	300	120	BMP1530	BPP15/BPP30	BDR3515/BDR3530	AW41	EPF0300	STBH02
STB202008	200	200	80	BMP2020	BPP20	BDR3520	AW41	-	STBH02
STB202012	200	200	120	BMP2020	BPP20	BDR3520	AW41	-	STBH02
STB203008	200	300	80	BMP2030	BPP20/BPP30	BDR3520/BDR3530	AW41	EPF0300	STBH02
STB203012	200	300	120	BMP2030	BPP20/BPP30	BDR3520/BDR3530	AW41	EPF0300	STBH02
STB204008	200	400	80	BMP2040	BPP20/BPP40	BDR3520/BDR3540	AW41	EPF0400	STBH02
STB204012	200	400	120	BMP2040	BPP20/BPP40	BDR3520/BDR3540	AW41	EPF0400	STBH02
STB205012	200	500	120	BMP2050	BPP20/BPP50	BDR3520/BDR3550	AW41	EPF0500	STBH02
STB206012	200	600	120	BMP2060	BPP20/BPP60	BDR3520/BDR3560	AW41	EPF0600	STBH02
STB208012	200	800	120	BMP2080	BPP20/BPP80	BDR3520/BDR3580	AW41	EPF0800	STBH02
STB303008	300	300	80	BMP3030	BPP30	BDR3530	AW41	EPF0300	STBH02
STB303012	300	300	120	BMP3030	BPP30	BDR3530	AW41	EPF0300	STBH02
STB304012	300	400	120	BMP3040	BPP30/BPP40	BDR3530/BDR3540	AW41	EPF0300/EPF0400	STBH02
STB305012	300	500	120	BMP3050	BPP30/BPP50	BDR3530/BDR3550	AW41	EPF0300/EPF0500	STBH02
STB306012	300	600	120	BMP3060	BPP30/BPP60	BDR3530/BDR3560	AW41	EPF0300/EPF0600	STBH02
STB404012	400	400	120	BMP4040	BPP40	BDR3540	AW41	EPF0400	STBH02
STB406012	400	600	120	BMP4060	BPP40/BPP60	BDR3540/BDR3560	AW41	EPF0400/EPF0600	STBH02
STB408012	400	800	120	BMP4080	BPP40/BPP80	BDR3540/BDR3580	AW41	EPF0400/EPF0800	STBH02

Accessories selection matrix | SSTB

03

Terminal Boxes

									
Box				Mounting			Fixing		Cover
	H	W	D	Mounting plate	Bottom profile	DIN rail	Wall mounting brackets	Pole fixation	Hinges
SSTB151508	150	150	80	BMP1515	BPP15	BDR3515	AWS41-304	-	SSTBH02
SSTB151508-316	150	150	80	BMP1515	BPP15	BDR3515	AWS41-316	-	SSTBH02
SSTB151512	150	150	120	BMP1515	BPP15	BDR3515	AWS41-304	-	SSTBH02
SSTB151512-316	150	150	120	BMP1515	BPP15	BDR3515	AWS41-316	-	SSTBH02
SSTB153008	150	300	80	BMP1530	BPP15/BPP30	BDR3515/BDR3530	AWS41-304	EPF0300	SSTBH02
SSTB153008-316	150	300	80	BMP1530	BPP15/BPP30	BDR3515/BDR3530	AWS41-316	EPF0300	SSTBH02
SSTB153012	150	300	120	BMP1530	BPP15/BPP30	BDR3515/BDR3530	AWS41-304	EPF0300	SSTBH02
SSTB153012-316	150	300	120	BMP1530	BPP15/BPP30	BDR3515/BDR3530	AWS41-316	EPF0300	SSTBH02
SSTB202008	200	200	80	BMP2020	BPP20	BDR3520	AWS41-304	-	SSTBH02
SSTB202008-316	200	200	80	BMP2020	BPP20	BDR3520	AWS41-316	-	SSTBH02
SSTB202012	200	200	120	BMP2020	BPP20	BDR3520	AWS41-304	-	SSTBH02
SSTB202012-316	200	200	120	BMP2020	BPP20	BDR3520	AWS41-316	-	SSTBH02
SSTB203008	200	300	80	BMP2030	BPP20/BPP30	BDR3520/BDR3530	AWS41-304	EPF0300	SSTBH02
SSTB203008-316	200	300	80	BMP2030	BPP20/BPP30	BDR3520/BDR3530	AWS41-316	EPF0300	SSTBH02
SSTB203012	200	300	120	BMP2030	BPP20/BPP30	BDR3520/BDR3530	AWS41-304	EPF0300	SSTBH02
SSTB203012-316	200	300	120	BMP2030	BPP20/BPP30	BDR3520/BDR3530	AWS41-316	EPF0300	SSTBH02
SSTB204008	200	400	80	BMP2040	BPP20/BPP40	BDR3520/BDR3540	AWS41-304	EPF0400	SSTBH02
SSTB204008-316	200	400	80	BMP2040	BPP20/BPP40	BDR3520/BDR3540	AWS41-316	EPF0400	SSTBH02
SSTB204012	200	400	120	BMP2040	BPP20/BPP40	BDR3520/BDR3540	AWS41-304	EPF0400	SSTBH02
SSTB204012-316	200	400	120	BMP2040	BPP20/BPP40	BDR3520/BDR3540	AWS41-316	EPF0400	SSTBH02
SSTB205012	200	500	120	BMP2050	BPP20/BPP50	BDR3520/BDR3550	AWS41-304	EPF0500	SSTBH02
SSTB205012-316	200	500	120	BMP2050	BPP20/BPP50	BDR3520/BDR3550	AWS41-316	EPF0500	SSTBH02
SSTB206012	200	600	120	BMP2060	BPP20/BPP60	BDR3520/BDR3560	AWS41-304	EPF0600	SSTBH02
SSTB206012-316	200	600	120	BMP2060	BPP20/BPP60	BDR3520/BDR3560	AWS41-316	EPF0600	SSTBH02
SSTB208012	200	800	120	BMP2080	BPP20/BPP80	BDR3520/BDR3580	AWS41-304	EPF0800	SSTBH02
SSTB208012-316	200	800	120	BMP2080	BPP20/BPP80	BDR3520/BDR3580	AWS41-316	EPF0800	SSTBH02
SSTB303008	300	300	80	BMP3030	BPP30	BDR3530	AWS41-304	EPF0300	SSTBH02
SSTB303008-316	300	300	80	BMP3030	BPP30	BDR3530	AWS41-316	EPF0300	SSTBH02
SSTB303012	300	300	120	BMP3030	BPP30	BDR3530	AWS41-304	EPF0300	SSTBH02
SSTB303012-316	300	300	120	BMP3030	BPP30	BDR3530	AWS41-316	EPF0300	SSTBH02
SSTB304012	300	400	120	BMP3040	BPP30/BPP40	BDR3530/BDR3540	AWS41-304	EPF0300/EPF0400	SSTBH02
SSTB304012-316	300	400	120	BMP3040	BPP30/BPP40	BDR3530/BDR3540	AWS41-316	EPF0300/EPF0400	SSTBH02
SSTB305012	300	500	120	BMP3050	BPP30/BPP50	BDR3530/BDR3550	AWS41-304	EPF0300/EPF0500	SSTBH02
SSTB305012-316	300	500	120	BMP3050	BPP30/BPP50	BDR3530/BDR3550	AWS41-316	EPF0300/EPF0500	SSTBH02
SSTB306012	300	600	120	BMP3060	BPP30/BPP60	BDR3530/BDR3560	AWS41-304	EPF0300/EPF0600	SSTBH02
SSTB306012-316	300	600	120	BMP3060	BPP30/BPP60	BDR3530/BDR3560	AWS41-316	EPF0300/EPF0600	SSTBH02
SSTB404012	400	400	120	BMP4040	BPP40	BDR3540	AWS41-304	EPF0400	SSTBH02
SSTB404012-316	400	400	120	BMP4040	BPP40	BDR3540	AWS41-316	EPF0400	SSTBH02
SSTB406012	400	600	120	BMP4060	BPP40/BPP60	BDR3540/BDR3560	AWS41-304	EPF0400/EPF0600	SSTBH02
SSTB406012-316	400	600	120	BMP4060	BPP40/BPP60	BDR3540/BDR3560	AWS41-316	EPF0400/EPF0600	SSTBH02
SSTB408012	400	800	120	BMP4080	BPP40/BPP80	BDR3540/BDR3580	AWS41-304	EPF0400/EPF0800	SSTBH02
SSTB408012-316	400	800	120	BMP4080	BPP40/BPP80	BDR3540/BDR3580	AWS41-316	EPF0400/EPF0800	SSTBH02

Terminal Boxes

Steel Range

Accessories

Mounting plate, BMP

Description: Steel mounting plate for terminal boxes.

Material: 2 mm galvanized steel.

Pack quantity: 1 piece.

Box dimension		Mounting plate dimensions		Item no.
H	W	h	w	
150	150	125	120	BMP1515
150	300	125	270	BMP1530
200	200	175	170	BMP2020
200	300	175	270	BMP2030
200	400	175	370	BMP2040
200	500	175	470	BMP2050
200	600	180	570	BMP2060
200	800	180	770	BMP2080
300	300	275	270	BMP3030
300	400	275	370	BMP3040
300	500	275	470	BMP3050
300	600	280	570	BMP3060
400	400	375	370	BMP4040
400	600	380	570	BMP4060
400	800	380	770	BMP4080



Spacer bolts for terminal boxes, AMTE-TB

Description: For depth adjustment of the mounting plate. Metric thread M6.

Material: Zinc plated steel.

Length	Pack quantity	Item no.
10	50	AMTE6010
20	50	AMTE6020
30	50	AMTE6030
40	20	AMTE6040
50	20	AMTE6050



Bottom profile, BPP

Description: Bottom profile for DIN rail mounting.

Material: Galvanized steel.

Pack quantity: 2 pieces.

For box	
H/W	Item no.
150	BPP15
200	BPP20
300	BPP30
400	BPP40
500	BPP50
600	BPP60
800	BPP80



3


DIN rail, BDR

Description: DIN rail 35 mm for terminal boxes.

Material: Galvanized steel.

Pack quantity: 5 pieces.

For box	
H/W	Item no.
150	BDR3515
200	BDR3520
300	BDR3530
400	BDR3540
500	BDR3550
600	BDR3560
800	BDR3580



Terminal Boxes

Steel Range

Accessories

Wall mounting brackets, AW-TB

- Description:** Mounting brackets for safe wall fixing. It includes the sealing washers to guarantee the IP rating.
- Material:** 3 mm zinc plated steel.
- Pack quantity:** 4 brackets with mounting accessories.

Item no.
AW41



Wall mounting brackets, AWS-TB

- Description:** Mounting brackets for safe wall fixing. It includes the sealing washers to guarantee the IP rating. In stainless steel machining is required.
- Pack quantity:** 4 brackets with mounting accessories.

Material	Item no.
3 mm stainless steel 304	AWS41-304
3 mm stainless steel 316	AWS41-316



Enclosure pole fixation, EPF-TB

- Description:** Accessory to fix enclosures onto poles. Maximum load of 900N.
- Material:** Galvanized steel.
- Minimum pole diameter:** 80 mm.
- Maximum pole diameter:** 250 mm.
- Pack quantity:** 2 profiles, 2 circular mounting strips for pole attachment and mounting accessories.

For Enclosure (W)	
STB, SSTB	Item no.
300	EPF0300
400	EPF0400
500	EPF0500
600	EPF0600
800	EPF0800



Hinges, STBH

Description: Using this accessory the cover can be hinged. Machining is required.

Material: Zinc plated steel.

Pack quantity: Set of 2 hinges with mounting accessories.

Item no.
STBH02




Hinges, SSTBH

Description: Using this accessory the cover can be hinged. Machining is required.

Material: Stainless steel.

Pack quantity: Set of 2 hinges with mounting accessories.

Item no.
SSTBH02



Terminal Boxes

Aluminium Range

Aluminium terminal box | HALP

IP 66, 67 | IK 08/09

**Material:**

Aluminium alloy EN AC-47100.

Gasket:

Standard supply fitted with a polyurethane gasket. Silicone, neoprene and EPDM gaskets are available on request.

Temperature resistance:

-30 °C to +80 °C.

Protection:

IP 66, 67 | IK 09, 08 for HALP050503GE.

Finish:

RAL 7001.

Approvals:

CE, GOST. For cULus_UL Listed approvals, please contact our sales department.

Delivery:

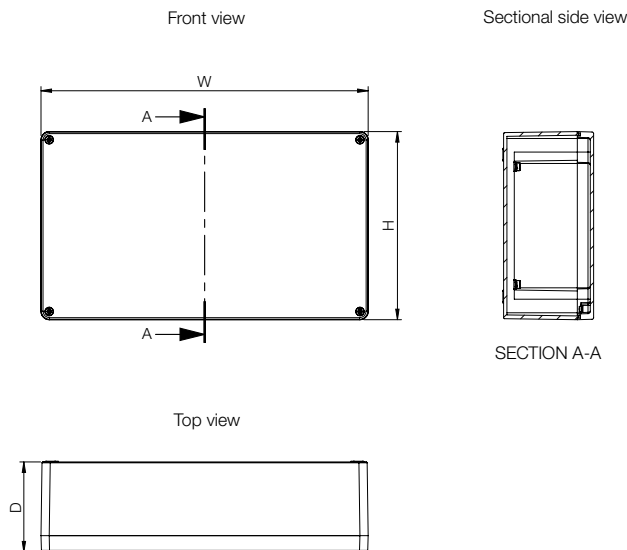
Body and cover are manufactured from aluminum, cover screws are made of stainless steel.



IP 66, 67 | IK 08/09

Box dimension								
H	W	D	Weight (kg)	Body thickness	Cover thickness	Number of cover screws	Thread for mounting plate	Item no.
45	50	30	0.10	3	2	2	-	HALP050503GE
64	58	36	0.15	3.5	3	4	-	HALP060604GE
64	98	36	0.25	3.5	3	4	-	HALP061004GE
64	150	36	0.35	3.5	3	4	-	HALP061504GE
80	75	57	0.30	3.5	2.5	4	M4	HALP080806GE
80	125	57	0.45	3.5	2.6	4	M4	HALP081306GE
80	175	57	0.55	3.5	2.5	4	M4	HALP081806GE
80	250	57	0.70	3.5	2.5	4	M4	HALP082506GE
122	122	80	0.90	4.1	3.7	4	M6	HALP121208GE
122	122	90	1.00	4.1	4	4	M6	HALP121209GE
122	220	80	1.35	4	4	4	M6	HALP122208GE
122	220	90	1.45	4	4	4	M6	HALP122209GE
122	360	80	1.80	4.1	3.7	4	M6	HALP123608GE
160	160	90	1.55	4.1	3.7	4	M6	HALP161609GE
160	260	90	2.10	4	4	4	M6	HALP162609GE
160	360	90	2.70	4.1	3.7	4	M6	HALP163609GE
160	560	90	4.05	4	4	6	M6	HALP165609GE
230	200	110	2.60	4.1	4.1	4	M6	HALP232011GE
230	330	110	3.70	4.1	3.7	4	M6	HALP233311GE
230	330	180	5.10	4.5	3.7	4	M6	HALP233318GE
230	400	110	4.15	4.1	3.7	4	M6	HALP234011GE
230	600	110	6.00	4	4	6	M6	HALP236011GE

Dimensional drawing | HALP



Terminal Boxes

Aluminium Range

Accessories

HALP Mounting plate, HMP

Description: Steel mounting plate for HALP boxes.

Material: 1.5 mm galvanized steel, 2.5 mm for HMP1656E and HMP2360E.

Pack quantity: 1 piece.

Box dimension		Mounting plate dimensions		Item no.
H	W	h	w	
64	58	54	48	HMP0606E
64	98	54	88	HMP0610E
64	150	54	140	HMP0615E
80	75	69	64	HMP0808E
80	125	69	114	HMP0813E
80	175	69	164	HMP0818E
80	250	69	239	HMP0825E
122	122	108	107	HMP1212E
122	220	108	204	HMP1222E
122	360	108	343	HMP1236E
160	160	145	143	HMP1616E
160	260	145	243	HMP1626E
160	360	145	343	HMP1636E
160	560	145	543	HMP1656E
230	200	214	183	HMP2320E
230	330	214	313	HMP2333E
230	400	214	383	HMP2340E
230	600	214	583	HMP2360E



Hinges, HHI

Description: Using this accessory the cover can be hinged. 150° opening. Machining is required.

Material: Aluminium.

For box: HHI02: HALP080806GE to HALP082506GE.
HHI03: HALP121208GE to HALP236011GE.

Pack quantity: Set of 2 hinges in HHI02, and 3 hinges in HHI03. Mounting accessories are included.

Item no.
HHI02
HHI03

Internal hinges available on request.





Terminal Boxes

Polyester Range

Polyester terminal box | MGRP

IP 66, 67 | IK 07/08

**Description:**

Polyester box. Suitable for outdoor use, UV-resistant according to UL746 C.

Material:

Glass fibre reinforced polyester.

Gasket:

Standard supply fitted with a polyurethane gasket. Silicone, neoprene and EPDM gaskets are available on request.

Temperature resistance:

-40 °C to +100 °C with the standard polyurethane gasket; -60 °C to +130 °C with the silicone gasket; -35 °C to +100 °C with the EPDM gasket; -30 °C to +80 °C with the neoprene gasket.

Flammability:

UL94 V-0.

Protection:

IP 66, 67 | IK 08, 07 for MGRP08080xGE.

Finish:

RAL 7000.

Approvals:

CE, GOST. For cULus_UL Listed approvals, please contact our sales department.

Delivery:

Body, cover and cover screws. Cover screws made of stainless steel.

Note:

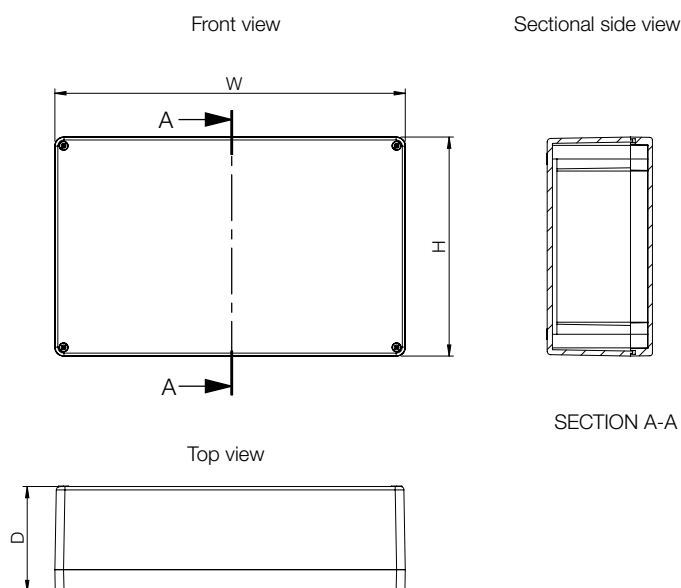
Mounting plate, GMP, and hinges, HHI, are available separately.



IP 66, 67 | IK 07/08

Box dimension			Weight (kg)	Body thickness	Cover thickness	Number of cover screws	Item no.
H	W	D					
75	80	55	0.25	3.5	4	4	MGRP080806GE
75	80	75	0.30	3.5	4	4	MGRP080808GE
75	110	55	0.30	3.5	4	4	MGRP081106GE
75	110	75	0.35	3.5	4	4	MGRP081108GE
75	160	55	0.40	3.5	4	4	MGRP081606GE
75	160	75	0.50	3.5	4	4	MGRP081608GE
75	190	55	0.45	3.5	4	4	MGRP081906GE
75	190	75	0.55	3.5	4	4	MGRP081908GE
120	122	90	0.75	4.5	5	4	MGRP121209GE
120	220	90	1.10	4.5	4	4	MGRP122209GE
160	160	90	1.30	6	5	4	MGRP161609GE
160	260	90	1.85	6	5	4	MGRP162609GE
160	360	90	2.30	6	5	4	MGRP163609GE
160	560	90	3.35	6	5	6	MGRP165609GE
250	255	120	2.80	6	5	4	MGRP252512GE
250	400	120	4.00	6	5	4	MGRP254012GE
405	400	120	5.25	6	5	4	MGRP414012GE

Dimensional drawing | MGRP



Terminal Boxes

Polyester Range

Accessories

MGRP Mounting plate, GMP

Description: Mounting plate for MGRP boxes.

Material: 1.5 mm galvanized steel, 2.5 mm from GMP1656E.

Pack quantity: 1 piece.

For box		Mounting plate dimensions		Item no.
H	W	h	w	
75	80	64	69	GMP0808E
75	110	64	98	GMP0811E
75	160	64	148	GMP0816E
75	190	64	178	GMP0819E
120	122	107	108	GMP1212E
120	220	107	206	GMP1222E
160	160	144	144	GMP1616E
160	260	144	244	GMP1626E
160	360	144	344	GMP1636E
160	560	144	543	GMP1656E
250	255	233	238	GMP2526E
250	400	233	383	GMP2540E
405	400	390	385	GMP4140E



Hinges, HHI

Description: Using this accessory the cover can be hinged. 150° opening. Machining is required.

Material: Aluminium.

For box: MGRP121209GE to MGRP414012GE.

Pack quantity: Set of 3 hinges. Mounting accessories are included.

Item no.
HHI03





Terminal Boxes

ABS Range

Small ABS terminal box | DABP

IP 66,67 | IK 06/07

**Description:**

ABS box, halogen-free, suitable for indoor use. Low UV radiation resistance.

Material:

ABS. Transparent cover: polycarbonate.

Gasket:

Polyurethane gasket integrated in the box cover.

Temperature resistance:

-40 °C to +60 °C.

Flammability:

UL94 HB.

Protection:

IP 66, 67 | IK 06 (-25 °C), IK 07 (+35 °C).

Finish:

RAL 7035.

Delivery:

Body, cover, cover screws manufactured from stainless steel, mounting screws and cover plugs made from polyamide.

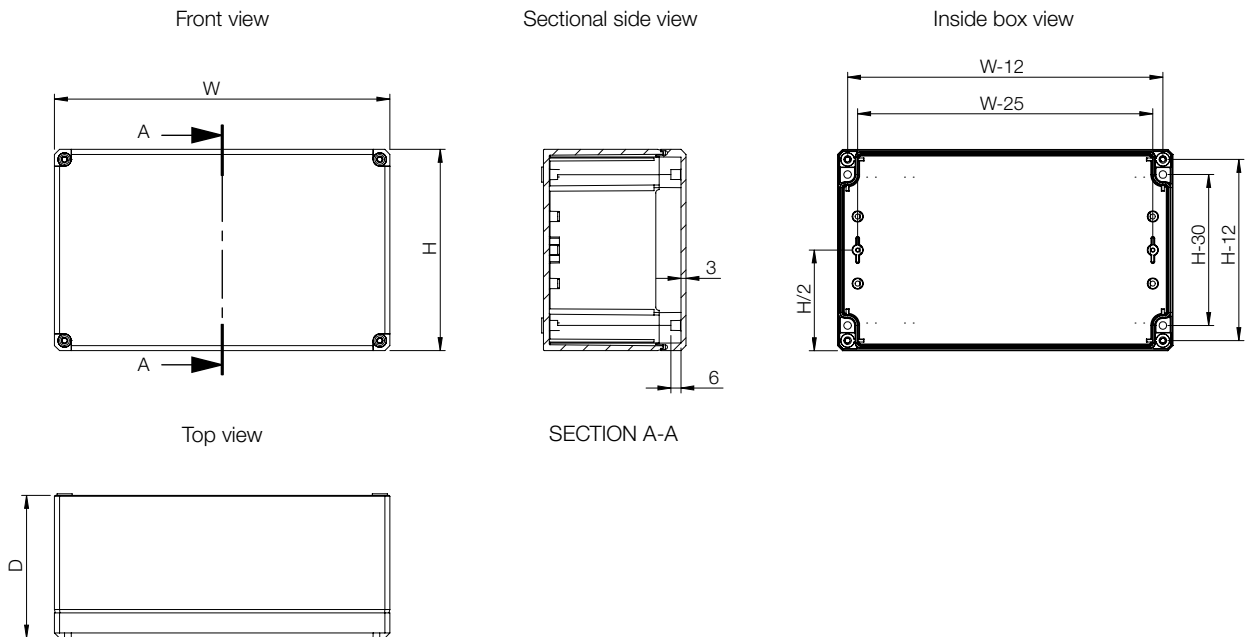


IP 66,67 | IK 06/07





Box dimension			Inner depth (mm)	Weight (kg)	Item no.
H	W	D			
53	55	36	27.5	0.50	DABP050504GE
53	65	36	25	0.80	DABP050704GE
80	82	56	42	0.10	DABP080806GE
80	82	86	72	0.10	DABP080809GE
80	120	56	42	0.15	DABP081206GE
80	120	86	72	0.20	DABP081209GE
80	160	56	42	0.20	DABP081606GE
80	160	86	72	0.20	DABP081609GE
120	122	56	42	0.20	DABP121206GE
120	122	86	72	0.25	DABP121209GE
120	160	91	77	0.35	DABP121609GE
120	200	86	72	0.35	DABP122009GE
150	200	76	62	0.40	DABP152008GE
160	240	91	77	0.55	DABP162409GE
160	240	121	107	0.70	DABP162412GE
230	300	86	72	0.85	DABP233009GE
230	300	111	97	1.00	DABP233011GE

Note: Terminal box, with polycarbonate transparent cover fitted, can be ordered by replacing GE with TE in the item number.

Dimensional drawing | DABP



Accessories selection matrix | DABP

							
Box				Mounting		Fixing	Cover
	H	W	D	Mounting plate	DIN rail	Wall mounting brackets	Hinges
DABP050504GE	53	55	36	-	-	DFL1E	DSHI1E
DABP050704GE	53	65	36	-	-	DFL1E	DSHI1E
DABP080806GE	80	82	56	DMP0808E	DR350584E	DFL1E	DSHI1E
DABP080809GE	80	82	86	DMP0808E	DR350584E	DFL1E	DSHI1E
DABP081206GE	80	120	56	DMP0812E	DR350964E	DFL1E	DSHI1E
DABP081209GE	80	120	86	DMP0812E	DR350964E	DFL1E	DSHI1E
DABP081606GE	80	160	56	DMP0816E	DR351364E	DFL1E	DSHI1E
DABP081609GE	80	160	86	DMP0816E	DR351364E	DFL1E	DSHI1E
DABP121206GE	120	122	56	DMP1212E	DR350964E	DFL1E	DSHI1E
DABP121209GE	120	122	86	DMP1212E	DR350964E	DFL1E	DSHI1E
DABP121609GE	120	160	91	DMP1216E	DR351364E	DFL1E	DSHI1E
DABP122009GE	120	200	86	DMP1220E	DR351764E	DFL1E	DSHI1E
DABP152008GE	150	200	76	DMP1520E	DR351604E	DFL1E	DSHI1E
DABP162409GE	160	240	91	DMP1624E	DR352154E	DFL1E	DSHI1E
DABP162412GE	160	240	121	DMP1624E	DR352154E	DFL1E	DSHI1E
DABP233009GE	230	300	86	DMP2330E	DR352754E	DFL1E	DSHI1E
DABP233011GE	230	300	111	DMP2330E	DR352754E	DFL1E	DSHI1E

Mounting plate, DMP

Description: Steel mounting plate for DABP/DPCP boxes.

Material: 1.5 mm galvanized steel.

Pack quantity: 1 piece.

For box		Mounting plate dimensions		
H	W	h	w	Item no.
80	82	55	68	DMP0808E
80	120	65	93	DMP0812E
80	160	65	133	DMP0816E
120	122	105	95	DMP1212E
120	160	105	132	DMP1216E
120	200	105	172	DMP1220E
150	200	133	172	DMP1520E
160	240	145	213	DMP1624E
230	300	210	285	DMP2330E



Terminal Boxes

ABS Range

Accessories

DIN rail, DR

Description: DIN rail 35 mm for DABP/DPCP boxes.

Material: Galvanized steel.

Pack quantity: 1 piece.

For box	
W	Item no.
82	DR350584E
120/122	DR350964E
160	DR351364E
200 *	DR351604E
200 **	DR351764E
250	DR352154E
300	DR352754E

* DABP152008GE and DPCP152008GE

** DABP122009GE and DPCP122009GE



3

Wall mounting brackets, DFL

Description: Mounting brackets for wall fixing.

Material: Polycarbonate.

Finish: RAL 7035.

Pack quantity: 4 brackets with mounting accessories.

Item no.
DFL1E



Hinges, DSHI

Description: Using this accessory the cover can be hinged. Machining is required.

Material: Polycarbonate.

Finish: RAL 7035.

Pack quantity: Set of 2 hinges with mounting accessories.

Item no.
DSHI1E



Terminal Boxes

ABS Range

Medium ABS terminal box | SABP

IP 66,67 | IK 06/07



Description:

ABS box, halogen-free, suitable for indoor use. Low UV radiation resistance.

Material:

ABS. Transparent cover: polycarbonate.

Gasket:

Polyurethane gasket integrated in the box cover.

Temperature resistance:

-40 °C to +60 °C.

Flammability:

UL94 HB.

Protection:

IP 66, 67 | IK 06 (-25 °C), IK 07 (+35 °C).

Finish:

RAL 7035.

Delivery:

Body, cover, cover screws manufactured from polyamide and mounting screws.

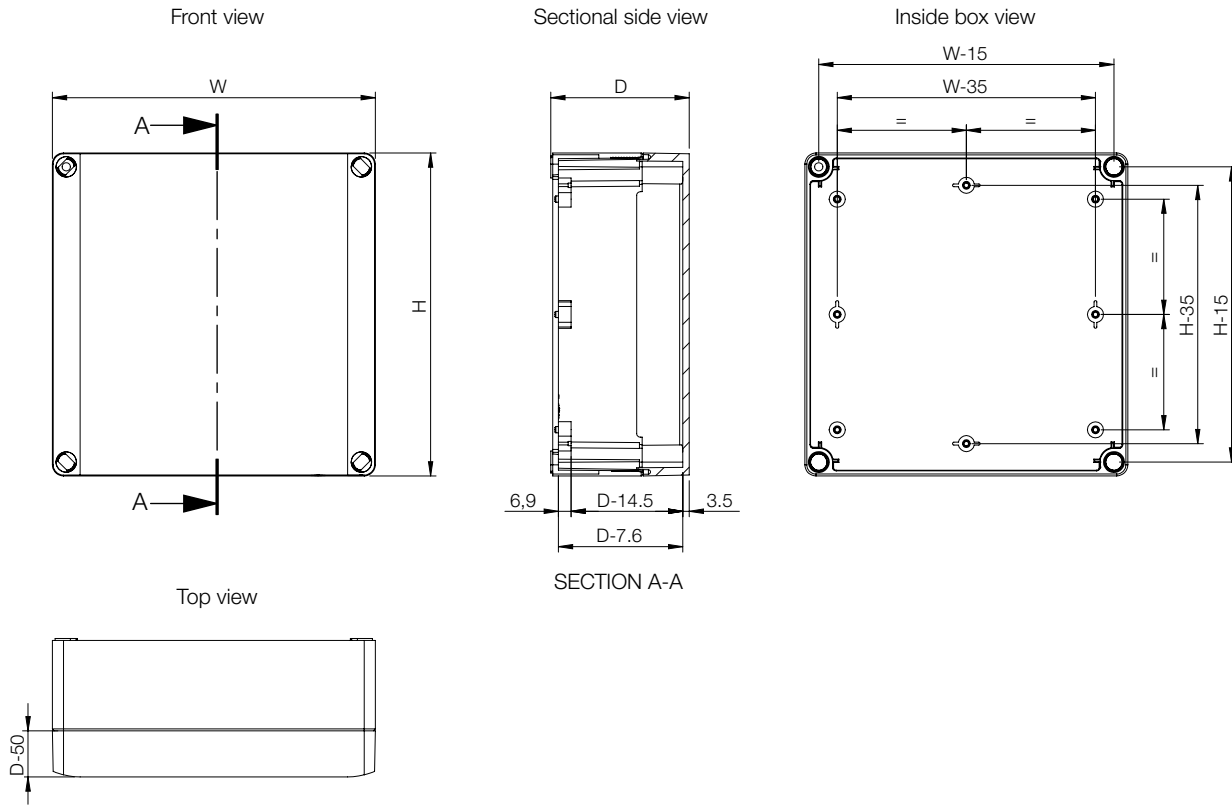


IP 66,67 | IK 06/07






Box dimension			Inner depth (mm)	Weight (kg)	Item no.
H	W	D			
75	125	75	60.5	0.20	SABP081308GE
75	125	100	85.5	0.25	SABP081310GE
75	125	125	110.5	0.25	SABP081313GE
125	125	75	60.5	0.25	SABP131308GE
125	125	100	85.5	0.30	SABP131310GE
125	125	125	110.5	0.35	SABP131313GE
125	175	75	60.5	0.35	SABP131808GE
125	175	100	85.5	0.40	SABP131810GE
125	175	125	110.5	0.45	SABP131813GE
125	175	150	135.5	0.55	SABP131815GE
175	175	75	60.5	0.50	SABP181808GE
175	175	100	85.5	0.55	SABP181810GE
175	175	125	110.5	0.55	SABP181813GE
175	175	150	135.5	0.60	SABP181815GE
175	250	75	60.5	0.55	SABP182508GE
175	250	100	85.5	0.60	SABP182510GE
175	250	150	135.5	0.65	SABP182515GE

Note: Terminal box, with polycarbonate transparent cover fitted, can be ordered by replacing GE with TE in the item number. Terminal box manufactured from polycarbonate can be ordered by replacing SABP with SPCP in the item number.

Dimensional drawing | SABP



Accessories selection matrix | SABP

								
Box				Mounting		Fixing	Cover	
	H	W	D	Mounting plate	DIN rail	Wall mounting brackets	Cover plugs	Hinges
SABP081308GE	75	125	75	SMP0813E	DR350404E/DR350904E	SFL1E	SCP08E	DSHI1E
SABP081310GE	75	125	100	SMP0813E	DR350404E/DR350904E	SFL1E	SCP10E	DSHI1E
SABP081313GE	75	125	125	SMP0813E	DR350404E/DR350904E	SFL1E	SCP1315E	DSHI1E
SABP131308GE	125	125	75	SMP1313E	DR350904E	SFL1E	SCP08E	DSHI1E
SABP131310GE	125	125	100	SMP1313E	DR350904E	SFL1E	SCP10E	DSHI1E
SABP131313GE	125	125	125	SMP1313E	DR350904E	SFL1E	SCP1315E	DSHI1E
SABP131808GE	125	175	75	SMP1318E	DR350904E/DR351404E	SFL1E	SCP08E	DSHI1E
SABP131810GE	125	175	100	SMP1318E	DR350904E/DR351404E	SFL1E	SCP10E	DSHI1E
SABP131813GE	125	175	125	SMP1318E	DR350904E/DR351404E	SFL1E	SCP1315E	DSHI1E
SABP131815GE	125	175	150	SMP1318E	DR350904E/DR351404E	SFL1E	SCP1315E	DSHI1E
SABP181808GE	175	175	75	SMP1818E	DR351404E	SFL1E	SCP08E	DSHI1E
SABP181810GE	175	175	100	SMP1818E	DR351404E	SFL1E	SCP10E	DSHI1E
SABP181813GE	175	175	125	SMP1818E	DR351404E	SFL1E	SCP1315E	DSHI1E
SABP181815GE	175	175	150	SMP1818E	DR351404E	SFL1E	SCP1315E	DSHI1E
SABP182508GE	175	250	75	SMP1825E	DR351404E/DR352154E	SFL1E	SCP08E	DSHI1E
SABP182510GE	175	250	100	SMP1825E	DR351404E/DR352154E	SFL1E	SCP10E	DSHI1E
SABP182515GE	175	250	150	SMP1825E	DR351404E/DR352154E	SFL1E	SCP1315E	DSHI1E

Mounting plate, SMP

Description: Steel mounting plate for SABP boxes.

Material: 1.5 mm galvanized steel.

Pack quantity: 1 piece.

For box		Mounting plate dimensions		Item no.
H	W	h	w	
75	125	48	98	SMP0813E
125	125	98	98	SMP1313E
125	175	98	148	SMP1318E
175	175	148	148	SMP1818E
175	250	148	223	SMP1825E



DIN rail, DR2

Description: DIN rail 35 mm for SABP boxes.

Material: Galvanized steel.

Pack quantity: 1 piece.

For enclosure		Item no.
H/W	W	
75		DR350404E
125		DR350904E
175		DR351404E
	250	DR352154E



Terminal Boxes

ABS Range

Accessories

Wall mounting brackets, SFL

Description: Mounting brackets for wall fixing.

Material: Polycarbonate.

Finish: RAL 7035.

Pack quantity: 4 brackets with mounting accessories.

Item no.
SFL1E



Hinges, DSHI

Description: Using this accessory the cover can be hinged. Machining is required.

Material: Polycarbonate.

Finish: RAL 7035.

Pack quantity: Set of 2 hinges with mounting accessories.

Item no.
DSHI1E



Cover plugs, SCP

Description: Cover plugs can be used in place of the cover screws located next to the hinge, if hinges are fitted.

Material: Polyethylene.

Pack quantity: 10 pieces.

For box	
D	Item no.
75	SCP08E
100	SCP10E
125, 150	SCP1315E



Terminal Boxes

ABS Range

Large ABS terminal box | OABP

IP 66,67 | IK 06/07



Description:

ABS box, halogen-free, suitable for indoor use. Low UV radiation resistance.

Material:

ABS. Transparent cover: polycarbonate.

Gasket:

Polyurethane gasket integrated in the box cover.

Temperature resistance:

-40 °C to +60 °C.

Flammability:

UL94 HB.

Protection:

IP 66, 67 | IK 06 (-25 °C), IK 07 (+35 °C).

Finish:

RAL 7035.

Delivery:

Body, cover, cover screws manufactured from polyamide and mounting screws.



IP 66,67 | IK 06/07

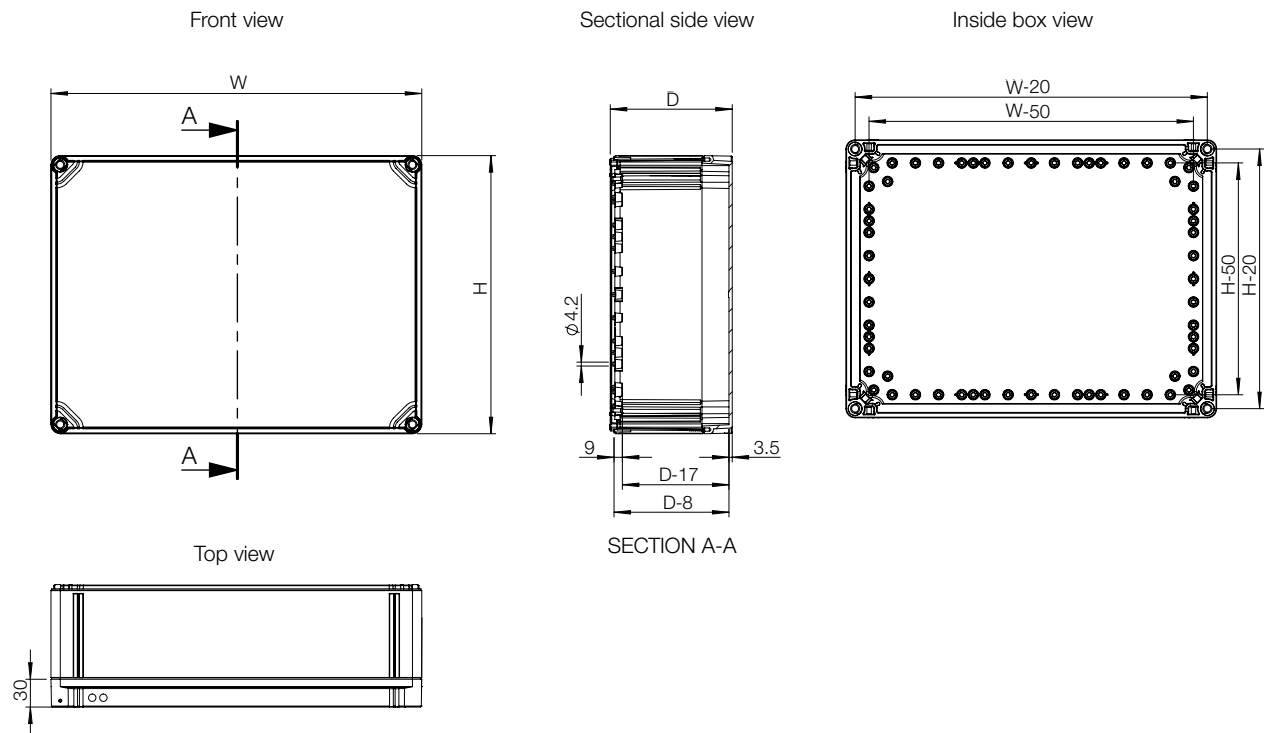
With grey cover

Box dimension			Inner depth (mm)	Weight (kg)	Item no.
H	W	D			
200	200	132	115	1.10	OABP202013GE
200	300	132	115	1.45	OABP203013GE
200	400	132	115	1.75	OABP204013GE
300	300	132	115	1.90	OABP303013GE
300	400	132	115	2.30	OABP304013GE
300	600	132	115	3.20	OABP306013GE
400	600	132	115	4.00	OABP406013GE





With transparent cover





Box dimension			Inner depth (mm)	Weight (kg)	Item no.
H	W	D			
200	200	132	115	1.10	OABP202013TE
200	300	132	115	1.50	OABP203013TE
200	400	132	115	1.85	OABP204013TE
300	300	132	115	1.90	OABP303013TE
300	400	132	115	2.40	OABP304013TE
300	600	132	115	3.40	OABP306013TE
400	600	132	115	4.10	OABP406013TE

Dimensional drawing | OABP



Accessories selection matrix | OABP

							
Box				Mounting			Fixing
	H	W	D	Mounting plate	Mounting plate depth adjustment kit	DIN rail	Wall mounting brackets
OABP202013GE	200	200	132	OMP2020E	OELA1.04E	DR351505E	OFL1E
OABP203013GE	200	300	132	OMP2030E	OELA1.04E	DR351505E/DR352505E	OFL1E
OABP204013GE	200	400	132	OMP2040E	OELA1.04E	DR351505E/DR353505E	OFL1E
OABP303013GE	300	300	132	OMP3030E	OELA1.04E	DR352505E	OFL1E
OABP304013GE	300	400	132	OMP3040E	OELA1.04E	DR352505E/DR353505E	OFL1E
OABP306013GE	300	600	132	OMP3060E	OELA1.04E	DR352505E	OFL1E
OABP406013GE	400	600	132	OMP4060E	OELA1.04E	DR353505E	OFL1E
OABP202013TE	200	200	132	OMP2020E	OELA1.04E	DR351505E	OFL1E
OABP203013TE	200	300	132	OMP2030E	OELA1.04E	DR351505E/DR352505E	OFL1E
OABP204013TE	200	400	132	OMP2040E	OELA1.04E	DR351505E/DR353505E	OFL1E
OABP303013TE	300	300	132	OMP3030E	OELA1.04E	DR352505E	OFL1E
OABP304013TE	300	400	132	OMP3040E	OELA1.04E	DR352505E/DR353505E	OFL1E
OABP306013TE	300	600	132	OMP3060E	OELA1.04E	DR352505E	OFL1E
OABP406013TE	400	600	132	OMP4060E	OELA1.04E	DR353505E	OFL1E

							
Box				Cover			Baying
	H	W	D	Hinges	Cover plugs	Wing screw	Extension frame
OABP202013GE	200	200	132	OHI1E	OCP1E	OLW55E	OPCP202006EE
OABP203013GE	200	300	132	OHI1E	OCP1E	OLW55E	OPCP203006EE
OABP204013GE	200	400	132	OHI1E	OCP1E	OLW55E	OPCP204006EE
OABP303013GE	300	300	132	OHI1E	OCP1E	OLW55E	OPCP303006EE
OABP304013GE	300	400	132	OHI1E	OCP1E	OLW55E	OPCP304006EE
OABP306013GE	300	600	132	OHI1E	OCP1E	OLW55E	OPCP306006EE
OABP406013GE	400	600	132	OHI1E	OCP1E	OLW55E	OPCP406006EE
OABP202013TE	200	200	132	OHI1E	OCP1E	OLW55E	OPCP202006EE
OABP203013TE	200	300	132	OHI1E	OCP1E	OLW55E	OPCP203006EE
OABP204013TE	200	400	132	OHI1E	OCP1E	OLW55E	OPCP204006EE
OABP303013TE	300	300	132	OHI1E	OCP1E	OLW55E	OPCP303006EE
OABP304013TE	300	400	132	OHI1E	OCP1E	OLW55E	OPCP304006EE
OABP306013TE	300	600	132	OHI1E	OCP1E	OLW55E	OPCP306006EE
OABP406013TE	400	600	132	OHI1E	OCP1E	OLW55E	OPCP406006EE

Terminal Boxes

ABS Range

Accessories

Mounting plate, OMP

Description: Steel mounting plate for OABP/OPCP boxes.

Material: 1.5 mm galvanized steel.

Pack quantity: 1 piece.

For box		Mounting plate dimensions		Item no.
H	W	h	w	
200	200	160	160	OMP2020E
200	300	160	260	OMP2030E
200	400	160	360	OMP2040E
300	300	260	260	OMP3030E
300	400	260	360	OMP3040E
300	600	260	560	OMP3060E
400	600	360	560	OMP4060E




3

Mounting plate depth adjustment kit, OEL

Description: Allows adjusting the mounting plate at any depth.

Pack quantity: OEL1E: 1 piece, and OELA1.04E: 4 pieces.

Item no.
OELA1.04E
OEL1E



DIN rail, DR3

Description: DIN rail 35 mm for OABP/OPCP boxes.

Material: Galvanized steel.

Pack quantity: 1 piece.

For box	Item no.
H/W	
200	DR351505E
300	DR352505E
400	DR353505E



Terminal Boxes

ABS Range

Accessories

Wall mounting brackets, OFL

Description:	Mounting brackets for wall fixing. Can be mounted in three different directions and will support approximately a load of 600 N.
Material:	Polyamide.
Finish:	RAL 7035.
Pack quantity:	4 brackets with mounting accessories.
Item no.	
OFL1E	



Hinges, OHI

Description:	Using this accessory the cover can be hinged. Machining is required.
Material:	Polycarbonate.
Finish:	RAL 7035.
Pack quantity:	Set of 2 hinges with mounting accessories.
Item no.	
OHI1E	



Cover plugs, OCP

Description:	Cover plugs can be used in place of the cover screws located next to the hinge, if hinges are fitted.
Material:	Polyethylene.
Pack quantity:	12 pieces.
Item no.	
OCP1E	



Wing screw, OLV

Description: Wing screws can be used in place of each terminal box cover screw, which will allow easier access. If hinges are fitted to the terminal box, only two wing screws will be required and must be fitted opposite the hinge.

Pack quantity: 24 pieces.

Item no.
OLW55E



Polycarbonate extension frame, OPCP-EE

Description: Depth extension frame is to be used when extra depth is required in the OABP/OPCP terminal boxes.

Material: Polycarbonate.

Pack quantity: 1 piece.

For box			Item no.
H	W	D	
200	200	55	OPCP202006EE
200	300	55	OPCP203006EE
200	400	55	OPCP204006EE
300	300	55	OPCP303006EE
300	400	55	OPCP304006EE
300	600	55	OPCP306006EE
400	600	55	OPCP406006EE



Terminal Boxes

Polycarbonate Range

Small polycarbonate terminal box | DPCP

IP 66,67 | IK 08

**Description:**

Polycarbonate box, halogen-free, suitable for outdoor use. High UV radiation resistance. Self-extinguishing.

Material:

Polycarbonate.

Gasket:

Polyurethane gasket integrated in the box cover.

Temperature resistance:

-40 °C to +80 °C.

Flammability:

UL746C 5V.

Protection:

IP 66, 67 | IK 08 (-25 °C ... +35 °C).

Finish:

RAL 7035.

Approvals:

CE, GOST. For cULus_UL Listed approvals, please contact our sales department.

Delivery:

Body, cover, cover screws manufactured from stainless steel, mounting screws and cover plugs made of polyamide.

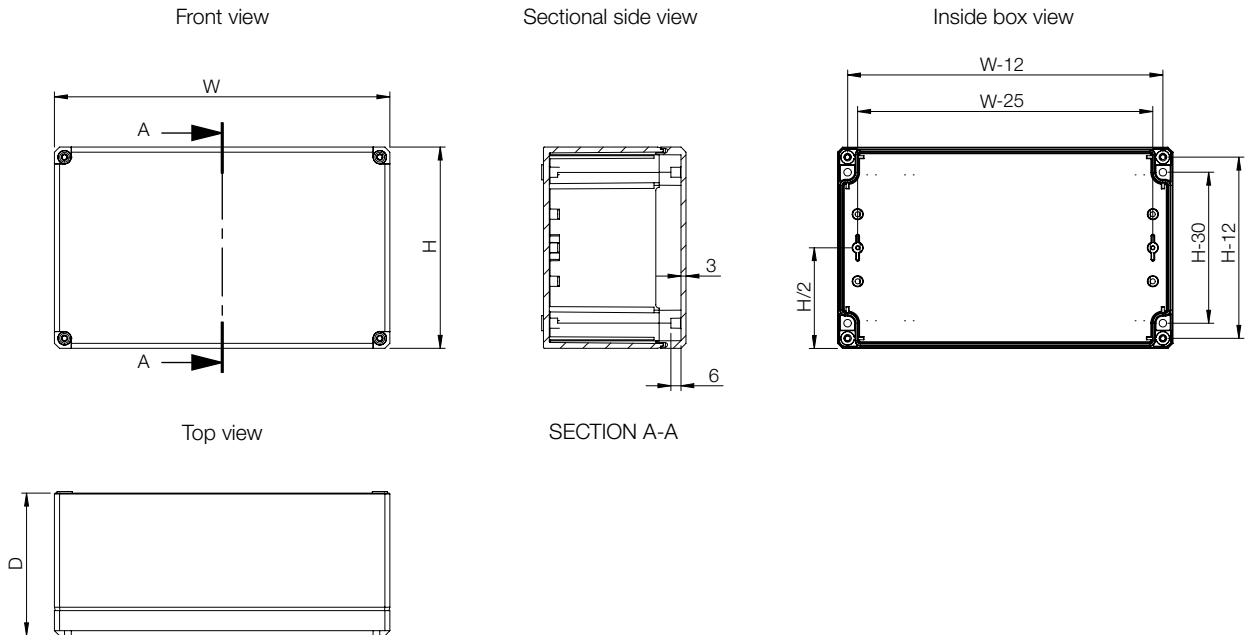


IP 66,67 | IK 08





Box dimension			Inner depth (mm)	Weight (kg)	Item no.
H	W	D			
53	55	36	27.5	0.05	DPCP050504GE
53	65	36	25	0.08	DPCP050704GE
80	82	56	42	0.15	DPCP080806GE
80	82	86	72	0.15	DPCP080809GE
80	120	56	42	0.20	DPCP081206GE
80	120	86	72	0.20	DPCP081209GE
80	160	56	42	0.25	DPCP081606GE
80	160	86	72	0.30	DPCP081609GE
120	122	56	42	0.20	DPCP121206GE
120	122	86	72	0.30	DPCP121209GE
120	160	91	77.5	0.35	DPCP121609GE
120	200	86	72	0.40	DPCP122009GE
150	200	76	62	0.40	DPCP152008GE
160	240	91	77.5	0.60	DPCP162409GE
160	240	121	107.5	0.75	DPCP162412GE
230	300	86	72.5	0.95	DPCP233009GE
230	300	111	97.5	1.10	DPCP233011GE

Note: Terminal box, with transparent cover fitted, can be ordered by replacing GE with TE in the item number.

Dimensional drawing | DPCP



Accessories selection matrix | DPCP

							
Box				Mounting		Fixing	Cover
	H	W	D	Mounting plate	DIN rail	Wall mounting brackets	Hinges
DPCP050504GE	53	55	36	-	-	DFL1E	DSHI1E
DPCP050704GE	53	65	36	-	-	DFL1E	DSHI1E
DPCP080806GE	80	82	56	DMP0808E	DR350584E	DFL1E	DSHI1E
DPCP080809GE	80	82	86	DMP0808E	DR350584E	DFL1E	DSHI1E
DPCP081206GE	80	120	56	DMP0812E	DR350964E	DFL1E	DSHI1E
DPCP081209GE	80	120	86	DMP0812E	DR350964E	DFL1E	DSHI1E
DPCP081606GE	80	160	56	DMP0816E	DR351364E	DFL1E	DSHI1E
DPCP081609GE	80	160	86	DMP0816E	DR351364E	DFL1E	DSHI1E
DPCP121206GE	120	122	56	DMP1212E	DR350964E	DFL1E	DSHI1E
DPCP121209GE	120	122	86	DMP1212E	DR350964E	DFL1E	DSHI1E
DPCP121609GE	120	160	91	DMP1216E	DR351364E	DFL1E	DSHI1E
DPCP122009GE	120	200	86	DMP1220E	DR351764E	DFL1E	DSHI1E
DPCP152008GE	150	200	76	DMP1520E	DR351604E	DFL1E	DSHI1E
DPCP162409GE	160	240	91	DMP1624E	DR352154E	DFL1E	DSHI1E
DPCP162412GE	160	240	121	DMP1624E	DR352154E	DFL1E	DSHI1E
DPCP233009GE	230	300	86	DMP2330E	DR352754E	DFL1E	DSHI1E
DPCP233011GE	230	300	111	DMP2330E	DR352754E	DFL1E	DSHI1E

Mounting plate, DMP

Description: Steel mounting plate for DABP/DPCP boxes.

Material: 1.5 mm galvanized steel.

Pack quantity: 1 piece.

For box		Mounting plate dimensions		
H	W	h	w	Item no.
80	82	55	68	DMP0808E
80	120	65	93	DMP0812E
80	160	65	133	DMP0816E
120	122	105	95	DMP1212E
120	160	105	132	DMP1216E
120	200	105	172	DMP1220E
150	200	133	172	DMP1520E
160	240	145	213	DMP1624E
230	300	210	285	DMP2330E



Terminal Boxes

Polycarbonate Range

Accessories

DIN rail, DR

Description: DIN rail 35 mm for DABP/DPCP boxes.

Material: Galvanized steel.

Pack quantity: 1 piece.

For box	
W	Item no.
82	DR350584E
120/122	DR350964E
160	DR351364E
200 *	DR351604E
200 **	DR351764E
250	DR352154E
300	DR352754E

* DABP152008GE and DPCP152008GE

** DABP122009GE and DPCP122009GE



3

Wall mounting brackets, DFL

Description: Mounting brackets for wall fixing.

Material: Polycarbonate.

Finish: RAL 7035.

Pack quantity: 4 brackets with mounting accessories.

Item no.
DFL1E



Hinges, DSHI

Description: Using this accessory the cover can be hinged. Machining is required.

Material: Polycarbonate.

Finish: RAL 7035.

Pack quantity: Set of 2 hinges with mounting accessories.

Item no.
DSHI1E



Terminal Boxes

Polycarbonate Range

Large polycarbonate terminal box | OPCP

IP 66, 67 | IK 08

**Description:**

Polycarbonate box, halogen-free, suitable for outdoor use. High UV radiation resistance. Self-extinguishing.

Material:

Polycarbonate.

Gasket:

Polyurethane gasket integrated in the box cover.

Temperature resistance:

-40 °C to +80 °C.

Flammability:

UL746C 5V.

Protection:

IP 66, 67 | IK 08 (-25 °C ... +35 °C).

Finish:

RAL 7035.

Approvals:

CE, GOST. For cULus_UL Listed, please contact our sales department.

Delivery:

Body, cover, cover screws manufactured from polyamide and mounting screws.



IP 66, 67 | IK 08

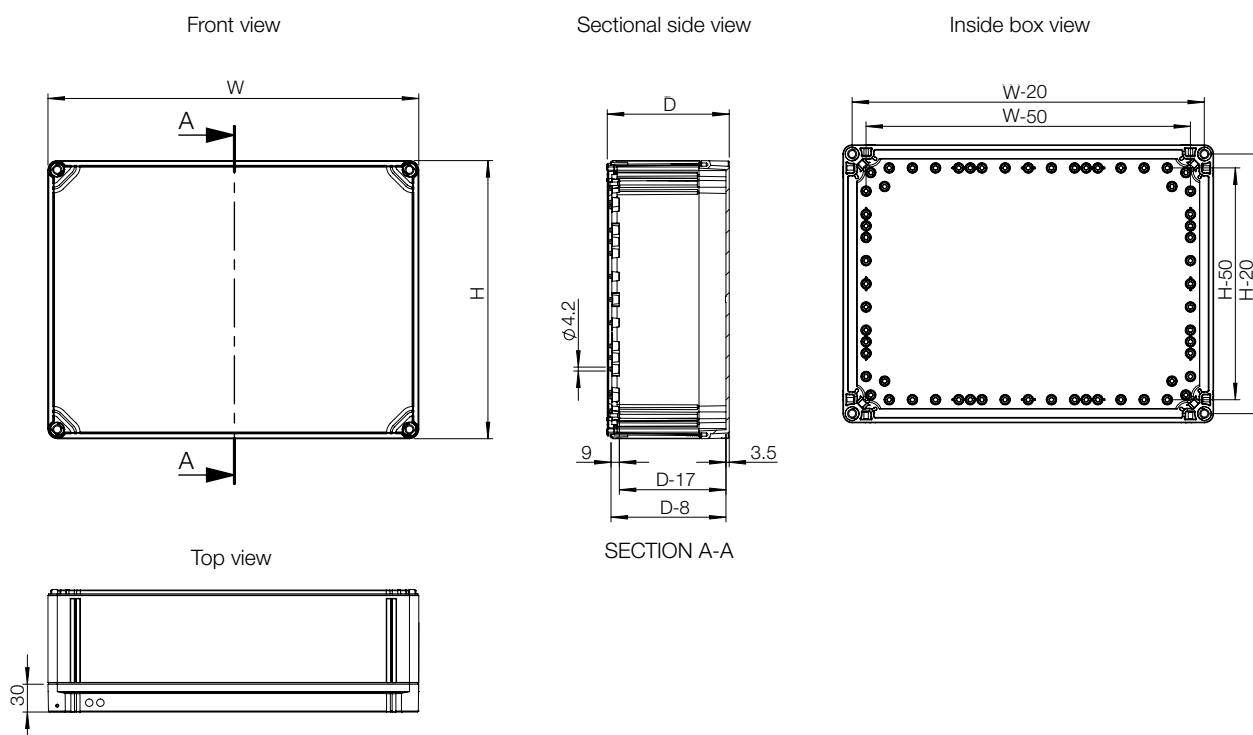
With grey cover

Box dimension			Inner depth (mm)	Weight (kg)	Item no.
H	W	D			
200	200	132	115	1.30	OPCP202013GE
200	300	132	115	1.70	OPCP203013GE
200	400	132	115	2.00	OPCP204013GE
300	300	132	115	2.15	OPCP303013GE
300	400	132	115	2.70	OPCP304013GE
300	600	132	115	3.60	OPCP306013GE
400	600	132	115	4.55	OPCP406013GE





With transparent cover





Box dimension			Inner depth (mm)	Weight (kg)	Item no.
H	W	D			
200	200	132	115	1.25	OPCP202013TE
200	300	132	115	1.70	OPCP203013TE
200	400	132	115	2.00	OPCP204013TE
300	300	132	115	2.10	OPCP303013TE
300	400	132	115	2.00	OPCP304013TE
300	600	132	115	3.50	OPCP306013TE
400	600	132	115	4.50	OPCP406013TE

Dimensional drawing | OPCP



Accessories selection matrix | OPCP

							
Box				Mounting			Fixing
	H	W	D	Mounting plate	Mounting plate depth adjustment kit	DIN rail	Wall mounting brackets
OPCP202013GE	200	200	132	OMP2020E	OELA1.04E	DR351505E	OFL1E
OPCP203013GE	200	300	132	OMP2030E	OELA1.04E	DR351505E/DR352505E	OFL1E
OPCP204013GE	200	400	132	OMP2040E	OELA1.04E	DR351505E/DR353505E	OFL1E
OPCP303013GE	300	300	132	OMP3030E	OELA1.04E	DR352505E	OFL1E
OPCP304013GE	300	400	132	OMP3040E	OELA1.04E	DR352505E/DR353505E	OFL1E
OPCP306013GE	300	600	132	OMP3060E	OELA1.04E	DR352505E	OFL1E
OPCP406013GE	400	600	132	OMP4060E	OELA1.04E	DR353505E	OFL1E
OPCP202013TE	200	200	132	OMP2020E	OELA1.04E	DR351505E	OFL1E
OPCP203013TE	200	300	132	OMP2030E	OELA1.04E	DR351505E/DR352505E	OFL1E
OPCP204013TE	200	400	132	OMP2040E	OELA1.04E	DR351505E/DR353505E	OFL1E
OPCP303013TE	300	300	132	OMP3030E	OELA1.04E	DR352505E	OFL1E
OPCP304013TE	300	400	132	OMP3040E	OELA1.04E	DR352505E/DR353505E	OFL1E
OPCP306013TE	300	600	132	OMP3060E	OELA1.04E	DR352505E	OFL1E
OPCP406013TE	400	600	132	OMP4060E	OELA1.04E	DR353505E	OFL1E

							
Box				Cover			Baying
	H	W	D	Hinges	Cover plugs	Wing screw	Extension frame
OPCP202013GE	200	200	132	OHI1E	OCPIE	OLW55E	OPCP202006EE
OPCP203013GE	200	300	132	OHI1E	OCPIE	OLW55E	OPCP203006EE
OPCP204013GE	200	400	132	OHI1E	OCPIE	OLW55E	OPCP204006EE
OPCP303013GE	300	300	132	OHI1E	OCPIE	OLW55E	OPCP303006EE
OPCP304013GE	300	400	132	OHI1E	OCPIE	OLW55E	OPCP304006EE
OPCP306013GE	300	600	132	OHI1E	OCPIE	OLW55E	OPCP306006EE
OPCP406013GE	400	600	132	OHI1E	OCPIE	OLW55E	OPCP406006EE
OPCP202013TE	200	200	132	OHI1E	OCPIE	OLW55E	OPCP202006EE
OPCP203013TE	200	300	132	OHI1E	OCPIE	OLW55E	OPCP203006EE
OPCP204013TE	200	400	132	OHI1E	OCPIE	OLW55E	OPCP204006EE
OPCP303013TE	300	300	132	OHI1E	OCPIE	OLW55E	OPCP303006EE
OPCP304013TE	300	400	132	OHI1E	OCPIE	OLW55E	OPCP304006EE
OPCP306013TE	300	600	132	OHI1E	OCPIE	OLW55E	OPCP306006EE
OPCP406013TE	400	600	132	OHI1E	OCPIE	OLW55E	OPCP406006EE

Terminal Boxes

Polycarbonate Range

Accessories

Mounting plate, OMP

Description: Steel mounting plate for OABP/OPCP boxes.

Material: 1.5 mm galvanized steel.

Pack quantity: 1 piece.

For box		Mounting plate dimensions		Item no.
H	W	h	w	
200	200	160	160	OMP2020E
200	300	160	260	OMP2030E
200	400	160	360	OMP2040E
300	300	260	260	OMP3030E
300	400	260	360	OMP3040E
300	600	260	560	OMP3060E
400	600	360	560	OMP4060E



3

Mounting plate depth adjustment kit, OEL

Description: Allows adjusting the mounting plate at any depth.

Pack quantity: OEL1E: 1 piece, and OELA1.04E: 4 pieces.

Item no.
OELA1.04E
OEL1E



DIN rail, DR3

Description: DIN rail 35 mm for OABP/OPCP boxes.

Material: Galvanized steel.

Pack quantity: 1 piece.

For box	Item no.
H/W	
200	DR351505E
300	DR352505E
400	DR353505E



Terminal Boxes

Polycarbonate Range

Accessories

Wall mounting brackets, OFL

Description:	Mounting brackets for wall fixing. Can be mounted in three different directions and will support approximately a load of 600 N.
Material:	Polyamide.
Finish:	RAL 7035.
Pack quantity:	4 brackets with mounting accessories.
Item no.	
OFL1E	



Hinges, OHI

Description:	Using this accessory the cover can be hinged. Machining is required.
Material:	Polycarbonate.
Finish:	RAL 7035.
Pack quantity:	Set of 2 hinges with mounting accessories.
Item no.	
OHI1E	



Cover plugs, OCP

Description:	Cover plugs can be used in place of the cover screws located next to the hinge, if hinges are fitted.
Material:	Polyethylene.
Pack quantity:	12 pieces.
Item no.	
OCP1E	



Wing screw, OLV

Description: Wing screws can be used in place of each terminal box cover screw, which will allow easier access. If hinges are fitted to the terminal box, only two wing screws will be required and must be fitted opposite the hinge.

Pack quantity: 24 pieces.

Item no.
OLW55E



Polycarbonate extension frame, OPCP-EE

Description: Depth extension frame is to be used when extra depth is required in the OABP/OPCP terminal boxes.

Material: Polycarbonate.

Pack quantity: 1 piece.

For box			Item no.
H	W	D	
200	200	55	OPCP202006EE
200	300	55	OPCP203006EE
200	400	55	OPCP204006EE
300	300	55	OPCP303006EE
300	400	55	OPCP304006EE
300	600	55	OPCP306006EE
400	600	55	OPCP406006EE



Terminal Boxes

Hazardous Location Range

ZONEX, Stainless Steel Terminal Box, EXE-SB

Material:	Fabricated from Type 316L stainless steel. Body: 1.5 mm. Cover: 1.5 mm. Mounting plate: 2.0 mm galvanized steel.		
Body:	M6 brass internal/external bonding provision. Full-width welded wall-mounting brackets on top and bottom. Internal weld studs for panel or DIN rail mounting brackets.		
Cover:	M6 brass internal/external bonding provision. Full-width welded wall-mounting brackets on top and bottom. Internal weld studs for panel or DIN rail mounting brackets.		
Protection:	IP 66 TYPE 4, 4X, 12		
Finish:	320 grain brushed finish.		
Approvals:	ATEX Directive 94/9/EC Sira 09ATEX3224U Ex eb IIC Gb Ex tb IIIC Db IP 66 EN60079-0:2009 EN60079-7:2007 EN61241-0:2006 EN61241-1:2004	IECEX IECEx SIR 09.0099U Ex eb IIC Gb Ex tb IIIC Db IP 66 IEC 60079-0:2007-2010 IEC 60079-7:2006-2007 IEC 61241-0:2004 IEC 61241-1:2004	
Delivery:	Enclosure with cover, cover screws, mounting plate and mounting accessories.		
Note:	nVent HOFFMAN ATEX Ex e enclosures are not intended for use in explosion-proof or flame-proof applications.		



H	W	D	Mounting Plate Height	Mounting Plate Width	Item no.
102	102	76	84,8	84,8	EXE101008SS6E
152	152	102	134,8	134,8	EXE151510SS6E
178	178	102	160,8	160,8	EXE181810SS6E
216	146	127	198,8	128,8	EXE221513SS6E
254	254	127	236,8	236,8	EXE252513SS6E

Terminal Boxes

Hazardous Location Range

ZONEX, Polyester Terminal Box, EXE-NB

Description:	Polyester terminal box for increased safety Ex e applications. Compression-moulded glass fibre reinforced polyester with added agents to address static charge build-up. Internal M4 or M6 stainless steel inserts for DIN- and panel-mounting. Mounting location dimensions are moulded into the back side of the enclosure. Covered mounting screw provisions outside of gasketed area.
Material:	Body and cover: Compression-moulded, high-impact strength, glass fibre reinforced polyester. Screws: Stainless steel.
Gasket:	Retained, continuous, high-temperature silicone gasket within a labyrinth seal between cover and body.
Operating temperature:	-50 to +100 °C
Flammability:	UL 94 V-0.
Protection:	IP 66 TYPE 4, 4X, 12
Finish:	Moulded material has a smooth, low-gloss, black finish RAL 9005.
Approvals:	<div> ATEX DIRECTIVE 94/9/EC ATEX TUV 13 ATEX120808U Ex eb IIC Gb Ex tb IIIC Db IP 66 EN60079-0 EN60079-7 EN60079-31 Service temperature -50 to +100 °C </div> <div> IECEx IECEx TUV 13.0001U Ex eb IIC Gb Ex tb IIIC Db IP 66 IEC 60079-0 IEC 60079-7 IEC 60079-31 Service temperature -50 to +100 °C </div>
Delivery:	Body, door and cover screws.
Note:	This is not an explosion-proof enclosure. Mounting plate available separately.



H	W	D	Item no.
75	80	55	EXE807555
75	80	75	EXE807575
75	110	55	EXE1107555
75	110	75	EXE1107575
75	160	55	EXE1607555
75	160	75	EXE1607575
75	190	55	EXE1907555
75	190	75	EXE1907575
120	122	90	EXE12212090
120	220	90	EXE22012090
160	160	90	EXE16016090
160	260	90	EXE26016090
160	360	90	EXE36016090
160	560	90	EXE56016090
250	255	120	EXE255250120
250	400	120	EXE400250120
405	400	120	EXE400405120





04 Human Machine Interface

PC Enclosure Range

PC Enclosure, MCM.....	434
------------------------	-----

Console Range

Compact console, MPG.....	438
Modular console, MPC.....	442

Compact console, MPGS.....	450
Modular console, MPCS.....	454

Accessories for consoles.....	462
-------------------------------	-----

Swing Arm System

Control enclosure, OICE.....	468
Accessories for control enclosure.....	472

Control panel, OICP.....	474
Accessories for control panel.....	478

Light swing arm system, S1.....	480
Accessories.....	482

Medium swing arm system, S2.....	490
Accessories.....	492

Human Machine Interface

PC Enclosure Range | Mild Steel

Mild steel | MCM

IP 44 | IK 10



**Material:**

Frame: 1.5 mm steel plate. Roof and side panels: 1.35 mm steel plate. Doors: 2 mm steel plate. Bottom plates: 1 mm galvanized steel.

Frame:

Seam welded reversed open profiles with 25 mm hole pattern, according to DIN 43660. Including integrated external hole pattern.

Door:

Mounted with two hinges per door. Top door with safety glass. Viewing area for 14"-21" monitor. Two C21323 locks for the top door, and espagnolette two point locking system, with standard 3 mm double-bit lock for the bottom door.

Rear door:

Mounted with hinges, allowing left or right hand opening. Including door frame, with 25 mm hole pattern. Espagnolette four point locking system, with standard 3 mm double-bit lock.

Keyboard panel:

Vertical opening keyboard panel. Sliding mouse pad, allowing left or right hand use. Max keyboard dimensions: 470 × 190 × 45 mm. C21323 lock.

Bottom plates:

Consists of three or four (D > 600) pieces.

Finish:

Two tone finish. Doors, side panels, roof and frame in RAL 7035 structured powder coating. Keyboard side panels and monitor door top cover in RAL 7015 structured powder coating. Other colour schemes optional.

Features:

Special design of roof and side panels for theft security. All panels are only accessible when the doors are unlocked. Your own company name can be inserted in the top cover (option).

Protection:

IP 44 | IK 10. With keyboard tray opened, reduces to IP 30.

Mounting requirements:

Equipment shelves need to be added.

Delivery:

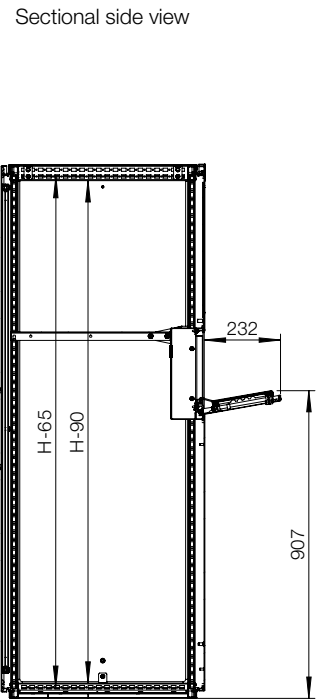
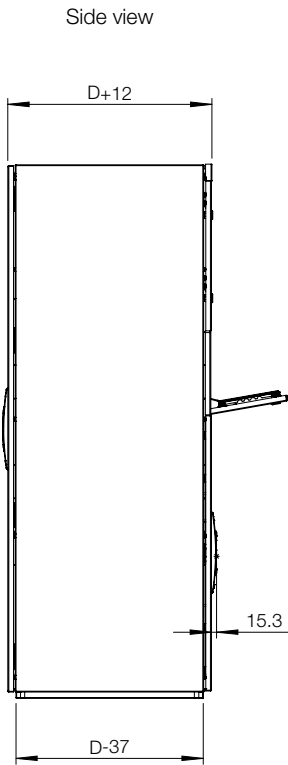
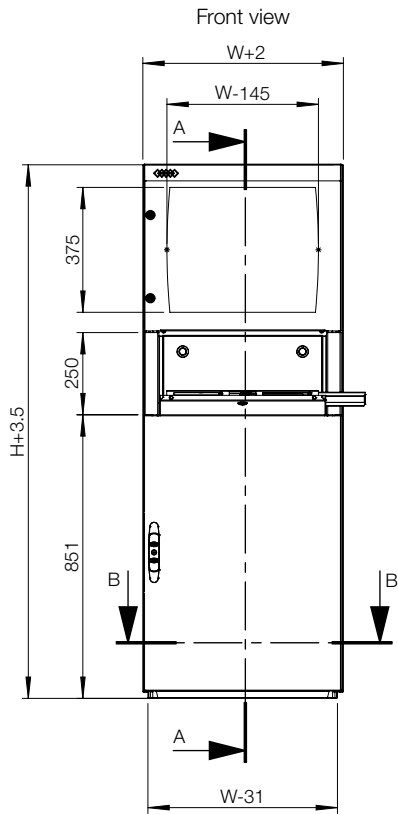
Frame with fitted rear door, side panels, roof panel, monitor door, keyboard panel, bottom plates and monitor shelf, with clamps to fix the monitor. Delivery also includes earthing bolts. The enclosure is delivered on a pallet identical to the enclosure width. All packing material is recyclable.



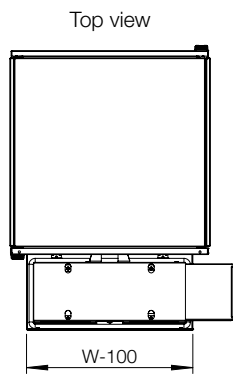
Dimensional table | MCM

IP 44 | IK 10

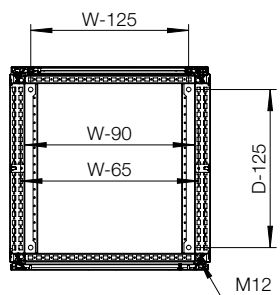
Enclosure dimensions			Item no.
H Plinth	W	D	
1600	600	600	MCM16066
1600	600	800	MCM16068



SECTION A-A



Sectional top view
(without bottom plates)



SECTION B-B

Human Machine Interface

Console Range | Mild Steel

Compact | MPG

IP 66 | TYPE 4, 12, 13 | IK 10 (single door); IP 55 | TYPE 12, 13 | IK 10 (double door)



Material:

Body and door: 1.5 mm mild steel. Rear panel: 1.5 mm mild steel. Bottom plates: 1.2 mm galvanized steel. Mounting plate: 2.5 mm galvanized steel.

Body:

Folded and seam welded. Console construction includes a base that provides a distance between the floor and the lower part of the door/s, acting as an integrated plinth.

Doors and panels:

Single folded surface mounted with hinges, allowing left and right-hand opening to base door. Angle 12° from horizontal. Concealed hinges on top edge allow 90° opening. Panel held open by self engage/self release mechanical panel stay. Double door on 1200 and 1600 mm wide base units.

Mounting plate:

Standard mounting plate in base unit.

Lock:

Double-bit 3 mm locks for top panel. For base, two double-bit 3 mm locks. Other options available. See wall mounting section.

Cable inlet:

Bottom opening for cable access. Bottom plates for cable glanding supplied as standard.

Earthing:

M8 threaded studs on body, door, top panel and rear panel.

Finish:

RAL 7035 structured powder coating.

Protection:

Single door: IP 66 | TYPE 4, 12, 13 | IK 10. Double door: IP 55 | TYPE 12, 13 | IK 10.

Delivery:

Mounting plate and suitable nuts and washers for earthing. The console is delivered on a wooden pallet.



Dimensional table | MPG

IP 66 | TYPE 4, 12, 13 | IK 10 (single door); IP 55 | TYPE 12, 13 | IK 10 (double door)

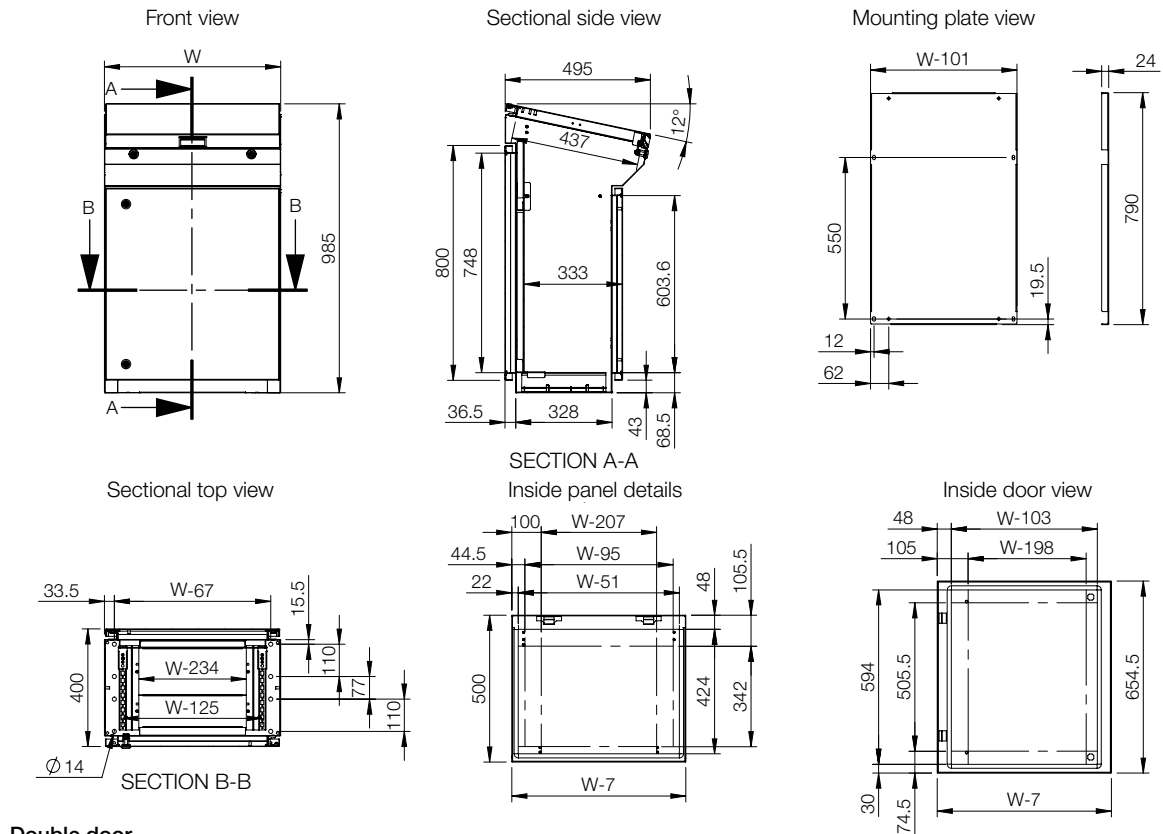
Mild steel

Enclosure dimensions			Mounting plate dimensions		Usable depth	Item no.
H	W	D	h	w	d	
985	600	400	790	499	333	MPG06R5
985	800	400	790	699	333	MPG08R5
985	1000	400	790	899	333	MPG10R5
985	1200	400	790	1099	333	MPG12R5
985	1600	400	790	1499	333	MPG16R5

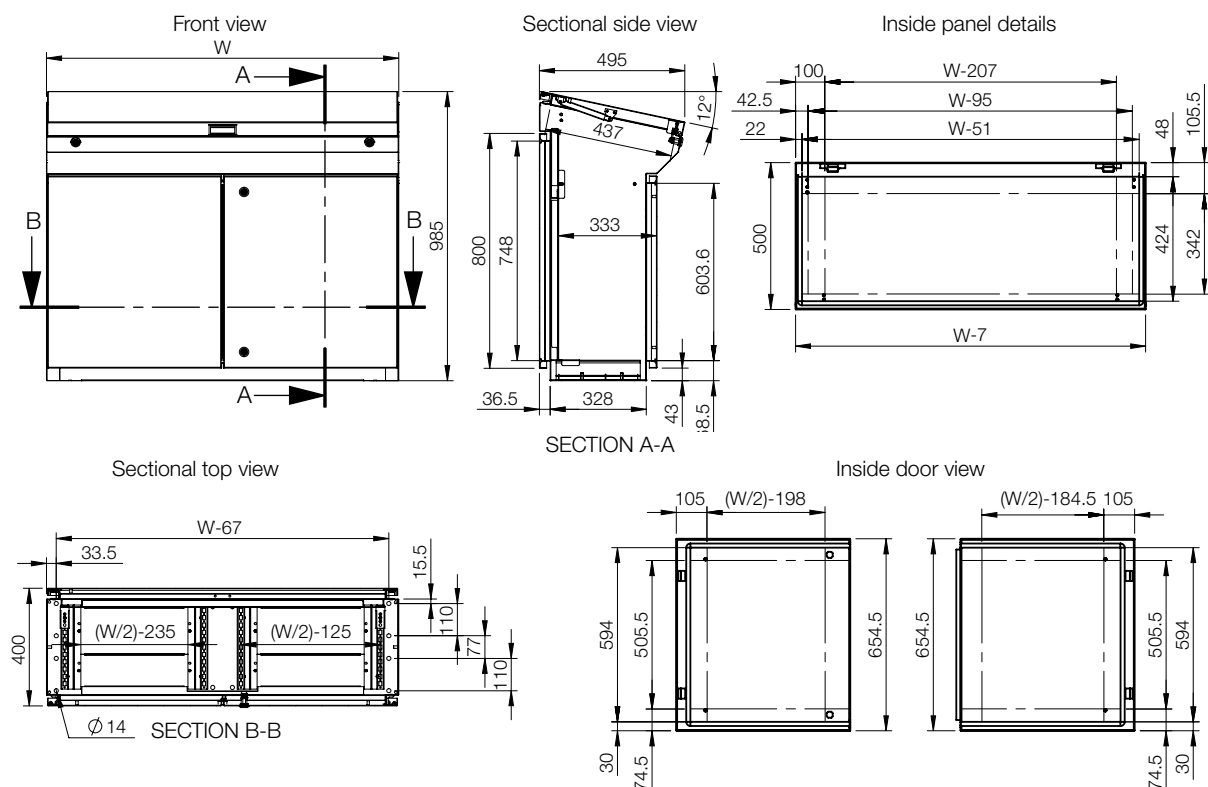
Note: Only 1200 mm and 1600 mm wide consoles have double door.



Single door



Double door



Human Machine Interface

Console Range | Mild Steel

Modular | MPC

IP 66 | TYPE 4, 12, 13 | IK 10 (single door); IP 55 | TYPE 12, 13 | IK 10 (double door)



**Material:**

Body and door: 1.5 mm mild steel. Rear panel: 1.5 mm mild steel. Bottom plates: 1.2 mm galvanized steel. Mounting plate: 2.5 mm galvanized steel.

Body:

Folded and seam welded. Console construction includes a base that provides a distance between the floor and the lower part of the door/s, acting as an integrated plinth.

Doors and panels:

Single folded surface mounted with hinges, allowing left and right-hand opening to base door. Top section and desk panels held open by self engage/self release mechanical panel stays. Concealed hinges, allowing 90° opening on the desk. Double door on 1200 and 1600 mm wide base units.

Mounting plate:

Standard mounting plate in base unit. Fixed by fixing brackets on C rail, top and bottom, for depth adjustment. Optional in desk and top section units.

Lock:

Double-bit 3 mm locks for top section and desk unit. For base, two double-bit 3 mm locks. Other options available. See wall mounting section.

Cable access:

Bottom opening in base unit for cable access. Bottom plates for cable glanding supplied as standard.

Earthing:

M8 threaded studs on bodies, doors and rear panels.

Finish:

RAL 7035 structured powder coating.

Protection:

Single door: IP 66 | TYPE 4, 12, 13 | IK 10. Double door: IP 55 | TYPE 12, 13 | IK 10.

Delivery:

The base unit is provided with a mounting plate as standard. Desk and top section units have mounting plates provided as accessories. All top and base openings can be closed by choosing the appropriate accessory plate. Suitable nuts and washers for the various earthing studs are provided.



Dimensional table | MPC

IP 66 | TYPE 4, 12, 13 | IK 10 (single door); IP 55 | TYPE 12, 13 | IK 10 (double door)

Top section units | Mild steel

Enclosure dimensions			Item no.
H	W	D	
500	600	494	MPC061R5
500	800	494	MPC081R5
500	1000	494	MPC101R5
500	1200	494	MPC121R5
500	1600	494	MPC161R5

Desk units | Mild steel

Enclosure dimensions			Item no.
H	W	D	
250	600	985	MPC062R5
250	800	985	MPC082R5
250	1000	985	MPC102R5
250	1200	985	MPC122R5
250	1600	985	MPC162R5

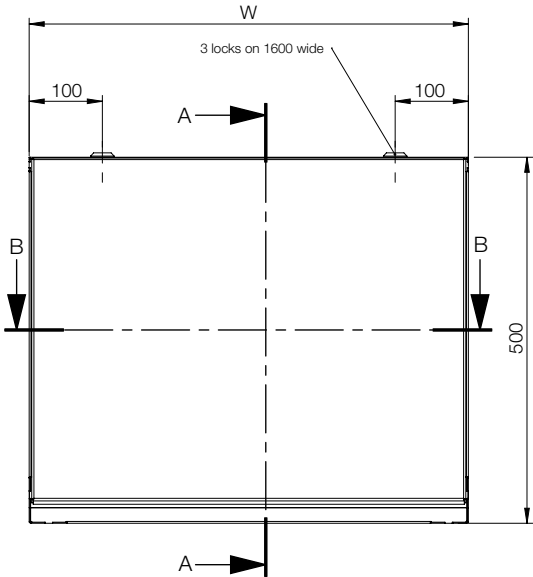
Base units with mounting plate | Mild steel

Enclosure dimensions			Mounting plate dimensions		Usable depth	Item no.
H	W	D	h	w	d	
700	600	500	590	499	470.5	MPC063R5
700	800	500	590	699	470.5	MPC083R5
700	1000	500	590	899	470.5	MPC103R5
700	1200	500	590	1099	470.5	MPC123R5
700	1600	500	590	1499	470.5	MPC163R5

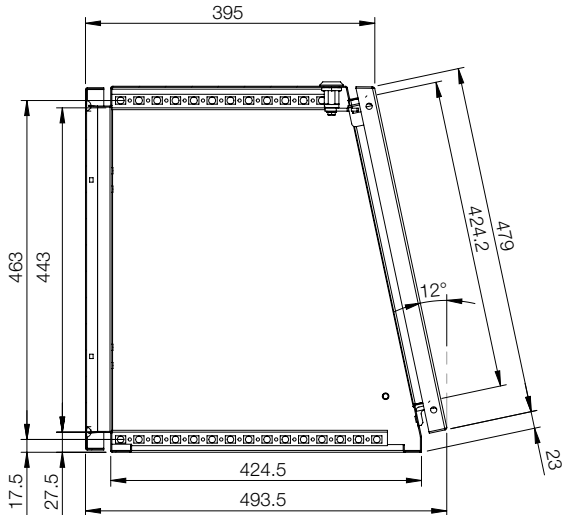
Note: Only 1200 mm and 1600 mm wide consoles have double door.

Top section units

Front view

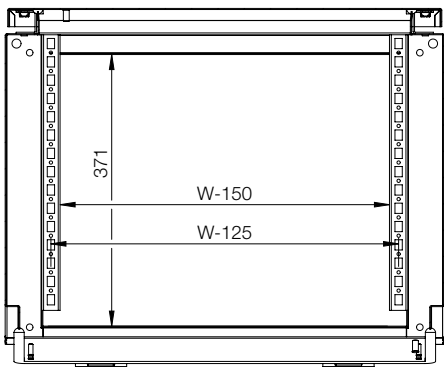


Sectional side view



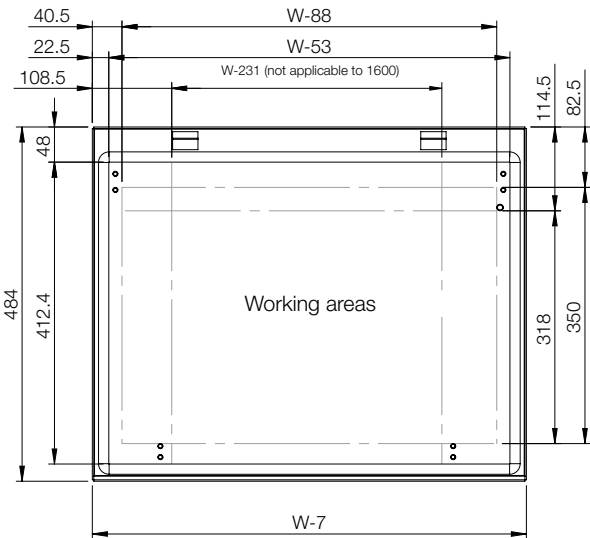
SECTION A-A

Sectional top view



SECTION B-B

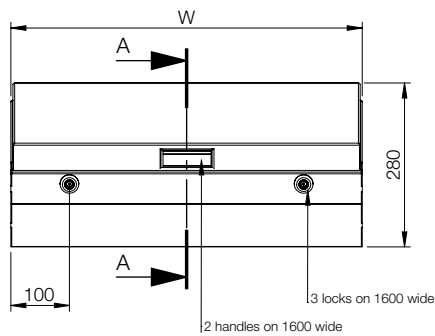
Inside panel view



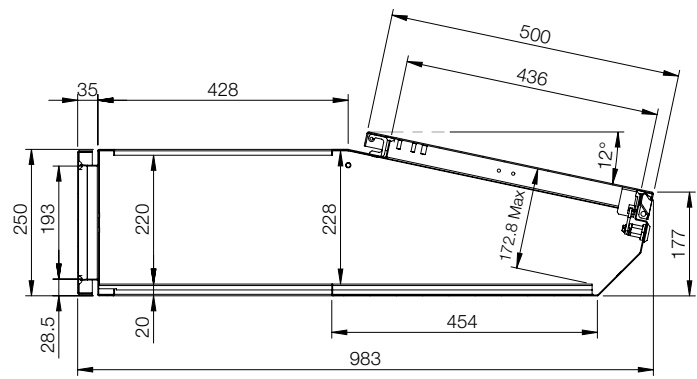
Dimensional drawing | MPC

Desk unit

Front view

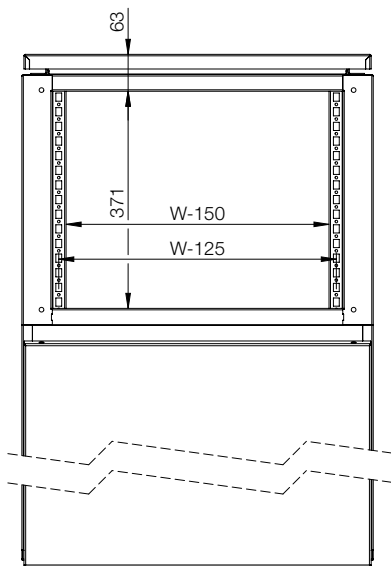


Sectional side view

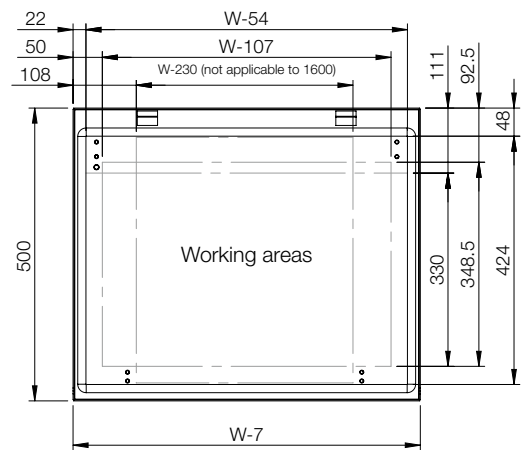


SECTION A-A

Top view

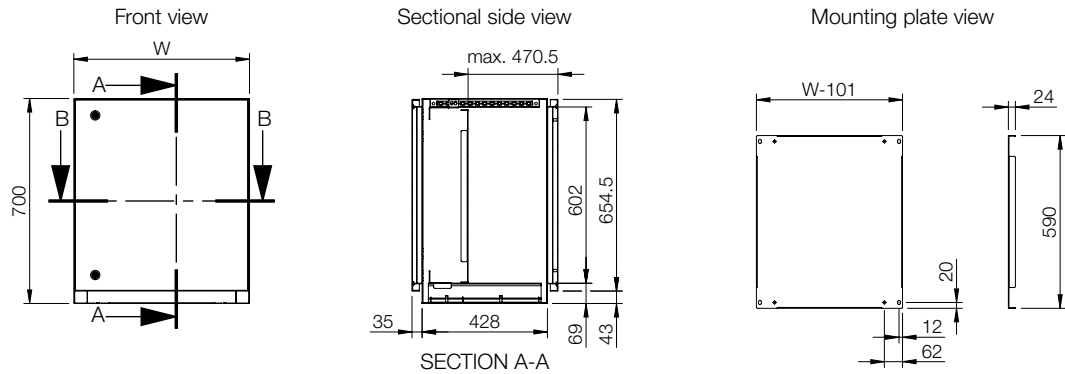


Inside panel view

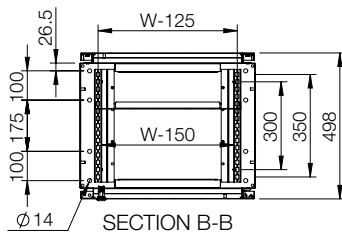


Base unit with mounting plate

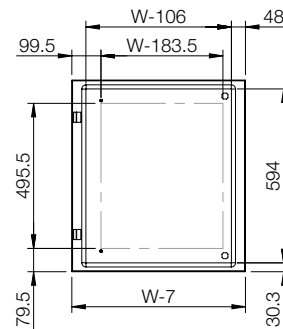
Single door



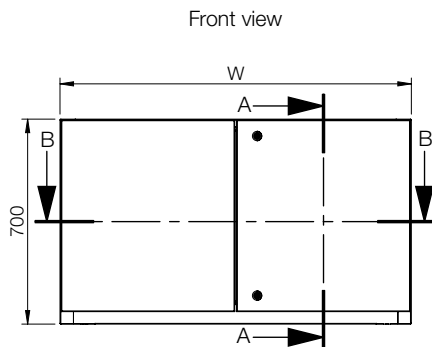
Sectional top view



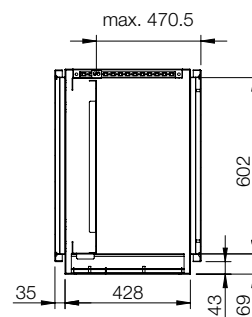
Inside door view



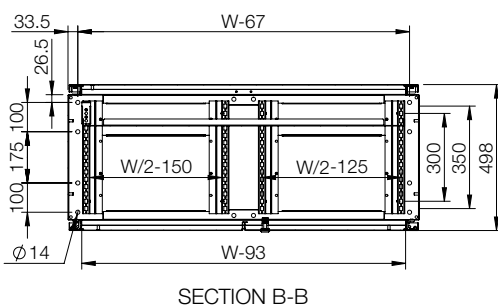
Double door



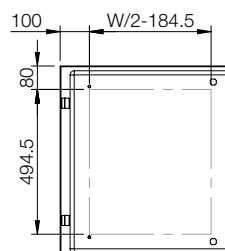
Sectional side view



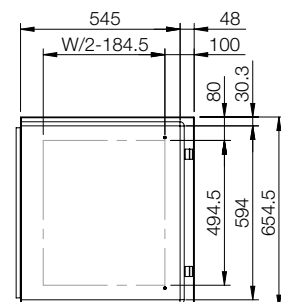
Sectional top view





Inside right door view










Inside left door view



Accessories selection matrix | MPG

					
Console				Mounting	
	H	W	D	Mounting plate	Mounting plate depth adjustment kit
MPG06R5	985	600	400	GCPZ06	MPGDA01
MPG08R5	985	800	400	GCPZ08	MPGDA01
MPG10R5	985	1000	400	GCPZ10	MPGDA01
MPG12R5	985	1200	400	GCPZ12	MPGDA01
MPG16R5	985	1600	400	GCPZ16	MPGDA01

							
Console				Fixing			
	H	W	D	Front/rear plinths (100 mm height)	Side plinths (100 mm height)	Front/rear plinths (200 mm height)	Side plinths (200 mm height)
MPG06R5	985	600	400	PF1060	PST1040	PF2060	PST2040
MPG08R5	985	800	400	PF1080	PST1040	PF2080	PST2040
MPG10R5	985	1000	400	PF1100	PST1040	PF2100	PST2040
MPG12R5	985	1200	400	PF1120	PST1040	PF2120	PST2040
MPG16R5	985	1600	400	2x PF1080	PST1040	2x PF2080	PST2040

							
Console				Mounting		Lids	
	H	W	D	Mounting plate	Segregation plate	Cover plate	Stainless steel panel
MPC061R5	500	600	494	CDPZ06	-	-	MPPS061
MPC081R5	500	800	494	CDPZ08	-	-	MPPS081
MPC101R5	500	1000	494	CDPZ10	-	-	MPPS101
MPC121R5	500	1200	494	CDPZ12	-	-	MPPS121
MPC161R5	500	1600	494	CDPZ16	-	-	MPPS161
MPC062R5	250	600	985	CDPZ06	SGPZ06	BDP06R5	MPLS062
MPC082R5	250	800	985	CDPZ08	SGPZ08	BDP08R5	MPLS082
MPC102R5	250	1000	985	CDPZ10	SGPZ10	BDP10R5	MPLS102
MPC122R5	250	1200	985	CDPZ12	SGPZ12	BDP12R5	MPLS122
MPC162R5	250	1600	985	CDPZ16	SGPZ16	BDP16R5	MPLS162
MPC063R5	700	600	500	CBPZ06	-	BDP06R5	-
MPC083R5	700	800	500	CBPZ08	-	BDP08R5	-
MPC103R5	700	1000	500	CBPZ10	-	BDP10R5	-
MPC123R5	700	1200	500	CBPZ12	-	BDP12R5	-
MPC163R5	700	1600	500	CBPZ16	-	BDP16R5	-

							
Console				Fixing			
	H	W	D	Front/rear plinths (100 mm height)	Plinth side panels (100 mm height)	Front/rear plinths (200 mm height)	Plinth side panels (200 mm height)
MPC061R5	500	600	494	-	-	-	-
MPC081R5	500	800	494	-	-	-	-
MPC101R5	500	1000	494	-	-	-	-
MPC121R5	500	1200	494	-	-	-	-
MPC161R5	500	1600	494	-	-	-	-
MPC062R5	250	600	985	-	-	-	-
MPC082R5	250	800	985	-	-	-	-
MPC102R5	250	1000	985	-	-	-	-
MPC122R5	250	1200	985	-	-	-	-
MPC162R5	250	1600	985	-	-	-	-
MPC063R5	700	600	500	PF1060	PST1050	PF2060	PST2050
MPC083R5	700	800	500	PF1080	PST1050	PF2080	PST2050
MPC103R5	700	1000	500	PF1100	PST1050	PF2100	PST2050
MPC123R5	700	1200	500	PF1120	PST1050	PF2120	PST2050
MPC163R5	700	1600	500	2x PF1080	PST1050	2x PF2080	PST2050

Human Machine Interface

Console Range | Stainless Steel

Compact | MPGS

IP 66 | TYPE 4X, 12, 13 | IK 10 (single door); IP 55 | TYPE 12, 13 | IK 10 (double door)



**Material:**

AISI 304 pre-grained stainless steel / AISI 316L (on request). Body and door: 2 mm. Rear panel: 1.5 mm. Bottom plates: 1.5 mm. Mounting plate: 2.5 mm galvanized steel.

Body:

Folded and seam welded. Console construction includes a base that provides a distance between the floor and the lower part of the door/s, acting as an integrated plinth.

Doors and panels:

Single folded surface mounted with hinges, allowing left and right-hand opening to base door. Angle 12° from horizontal. Concealed hinges, on top edge, allow 90° opening. Panel held open by self engage/self release mechanical panel stay. Double door on 1200 wide base units.

Mounting plate:

Standard mounting plate in base unit.

Lock:

Double-bit 3 mm locks for top panel. For base, two double-bit 3 mm locks. Other options available. See wall mounting section.

Cable inlet:

Bottom opening for cable access. Bottom plate for cable glanding supplied as standard.

Earthing:

M8 threaded studs on body, door, top panel and rear panel.

Finish:

400 pre-grained stainless steel.

Protection:

Single door: IP 66 | TYPE 4X, 12, 13 | IK 10. Double door: IP 55 | TYPE 12, 13 | IK 10.

Delivery:

Mounting plate and suitable nuts and washers for earthing. The console is delivered on a wooden pallet.



Dimensional table | MPGS

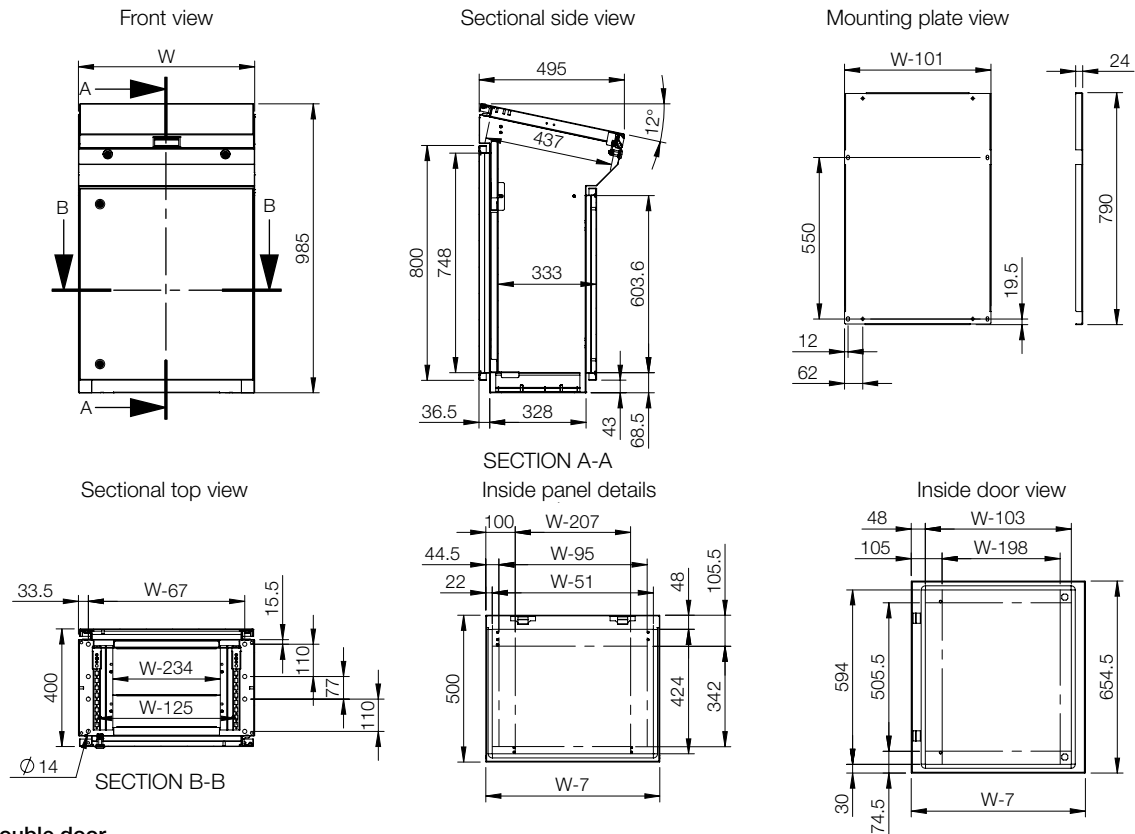
IP 66 | TYPE 4X, 12, 13 | IK 10 (single door); IP 55 | TYPE 12, 13 | IK 10 (double door)

Stainless steel

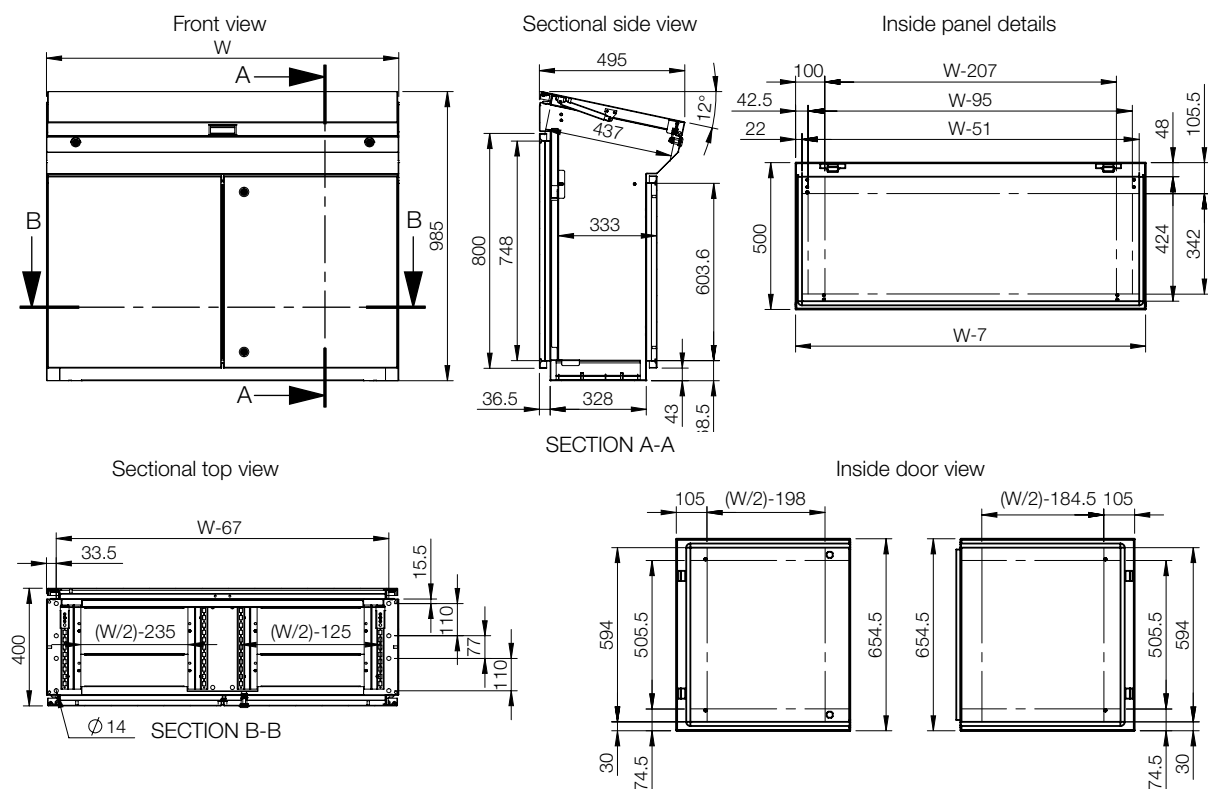
Enclosure dimensions			Mounting plate dimensions		Usable depth	Item no.
H	W	D	h	w	d	
985	600	400	790	499	357.5	MPGS06
985	600	400	790	499	357.5	MPGS06-316*
985	800	400	790	699	357.5	MPGS08
985	800	400	790	699	357.5	MPGS08-316*
985	1000	400	790	899	357.5	MPGS10
985	1000	400	790	899	357.5	MPGS10-316*
985	1200	400	790	1099	357.5	MPGS12
985	1200	400	790	1099	357.5	MPGS12-316*

Note: Only 1200 mm wide consoles have double door. * On request.

Single door



Double door



Human Machine Interface

Console Range | Stainless Steel

Modular | MPCS

IP 66 | TYPE 4X, 12, 13 | IK 10 (single door); IP 55 | TYPE 12, 13 | IK 10 (double door)



**Material:**

AISI 304 pre-grained stainless steel / AISI 316L (on request). Body and door: 2 mm. Rear panel: 1.5 mm. Bottom plates: 1.5 mm. Mounting plate: 2.5 mm galvanized steel.

Body:

Folded and seam welded. Console construction includes a base that provides a distance between the floor and the lower part of the door/s, acting as an integrated plinth.

Doors and panels:

Single folded surface mounted with hinges, allowing left and right-hand opening to base door. Top section and desk panels held open by self engage/self release mechanical panel stays. Concealed hinges allowing 90° opening on the desk. Double doors on 1200 mm and 1600 mm wide base units.

Mounting plate:

Standard in base unit. Fixed by fixing brackets on C rail, top and bottom for depth adjustment. Optional in desk and top section units.

Lock:

Double-bit 3 mm locks for top section and desk unit. For base, two double-bit 3 mm locks. Other options available. See wall mounting section.

Cable access:

Bottom opening in base unit for cable access. Bottom plates for cable glanding supplied as standard.

Earthing:

M8 threaded studs on bodies, doors and rear panels.

Finish:

400 pre-grained stainless steel.

Protection:

Single door: IP 66 | TYPE 4X, 12, 13 | IK 10. Double door: IP 55 | TYPE 12, 13 | IK 10.

Delivery:

The base unit is provided with a mounting plate as standard. Desk and top section units have mounting plates provided as accessories. All top and base apertures can be closed by choosing the appropriate accessory plate. Suitable nuts and washers for the various earthing studs are provided.



Dimensional table | MPCS

IP 66 | TYPE 4X, 12, 13 | IK 10 (single door); IP 55 | TYPE 12, 13 | IK 10 (double door)

Top section units | Stainless steel

Enclosure dimensions			Item no.
H	W	D	
500	600	494	MPCS061
500	600	494	MPCS061-316
500	800	494	MPCS081
500	800	494	MPCS081-316
500	1000	494	MPCS101
500	1000	494	MPCS101-316
500	1200	494	MPCS121
500	1200	494	MPCS121-316
500	1600	494	MPCS161
500	1600	494	MPCS161-316

Desk units | Stainless steel

Enclosure dimensions			Item no.
H	W	D	
250	600	985	MPCS062
250	600	985	MPCS062-316
250	800	985	MPCS082
250	800	985	MPCS082-316
250	1000	985	MPCS102
250	1000	985	MPCS102-316
250	1200	985	MPCS122
250	1200	985	MPCS122-316
250	1600	985	MPCS162
250	1600	985	MPCS162-316

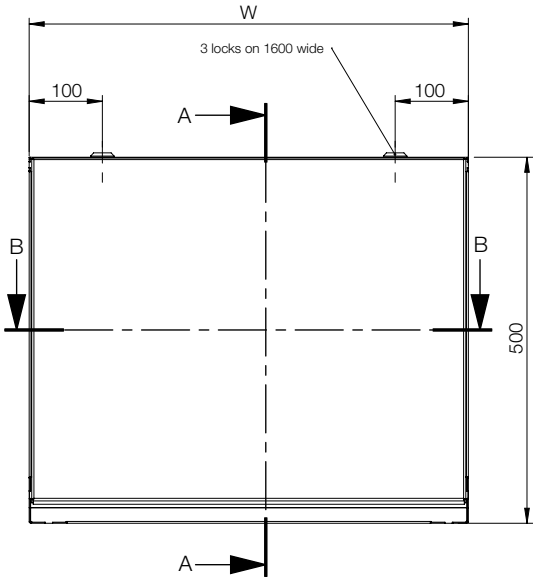
Base units with mounting plate | Stainless steel

Enclosure dimensions			Mounting plate dimensions		Usable depth	Item no.
H	W	D	h	w	d	
700	600	500	590	499	470.5	MPCS063
700	600	500	590	499	470.5	MPCS063-316
700	800	500	590	699	470.5	MPCS083
700	800	500	590	699	470.5	MPCS083-316
700	1000	500	590	899	470.5	MPCS103
700	1000	500	590	899	470.5	MPCS103-316
700	1200	500	590	1099	470.5	MPCS123
700	1200	500	590	1099	470.5	MPCS123-316
700	1600	500	590	1499	470.5	MPCS163
700	1600	500	590	1499	470.5	MPCS163-316

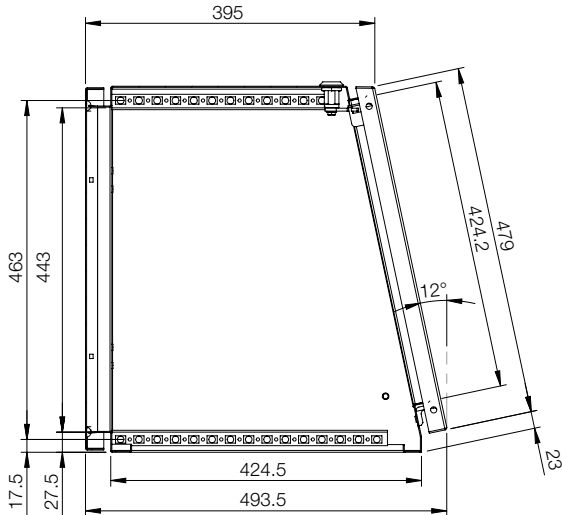
Note: Only 1200 mm and 1600 mm wide consoles have double door. * On request.

Top section units

Front view

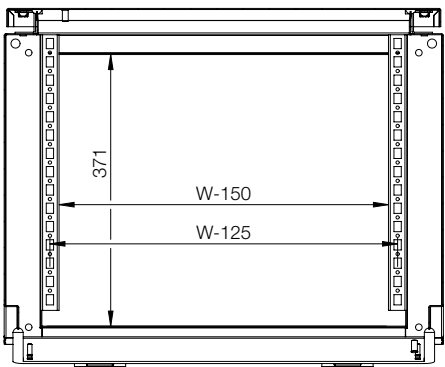


Sectional side view



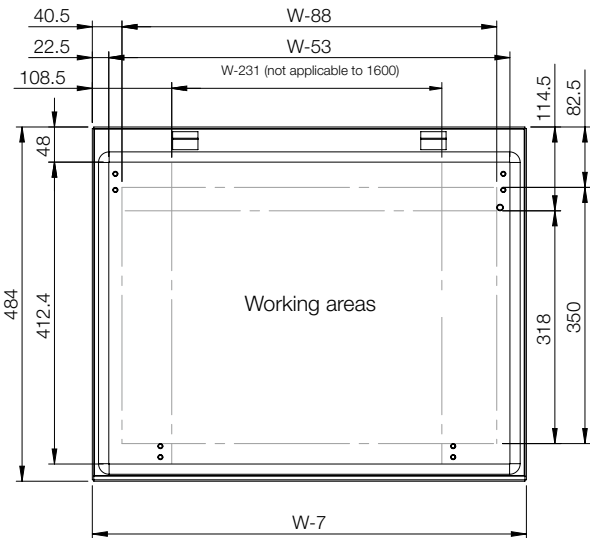
SECTION A-A

Sectional top view



SECTION B-B

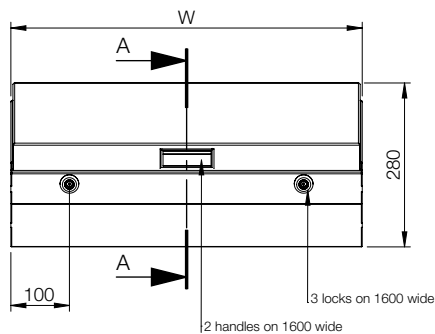
Inside panel view



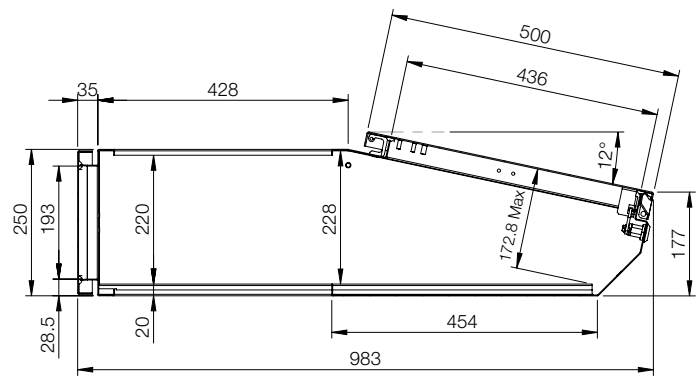
Dimensional drawing | MPCS

Desk unit

Front view

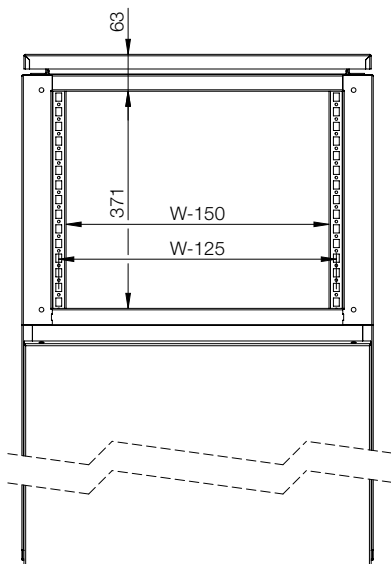


Sectional side view

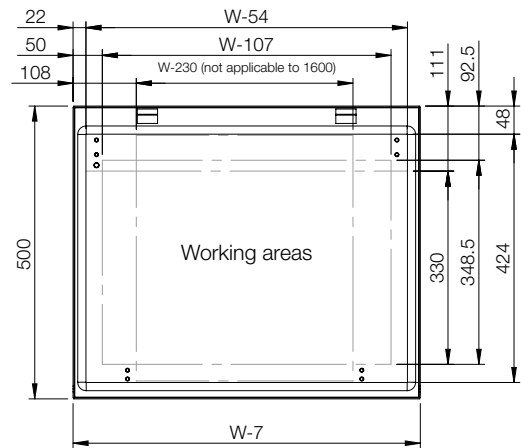


SECTION A-A

Top view

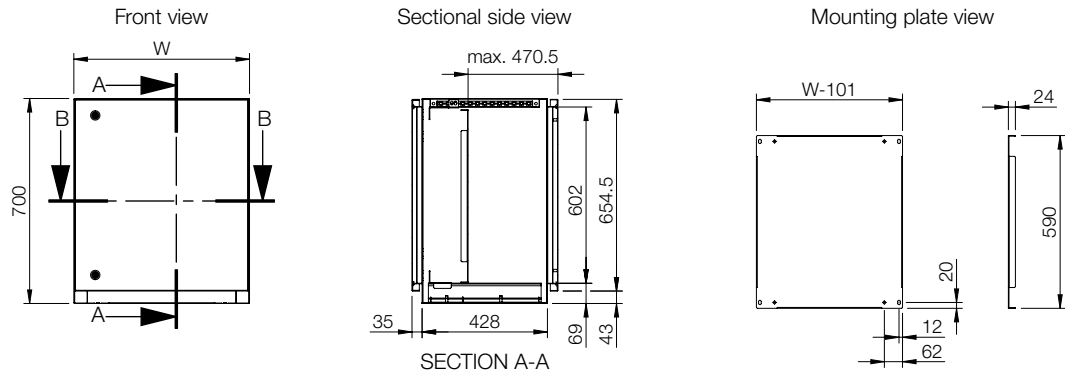


Inside panel view

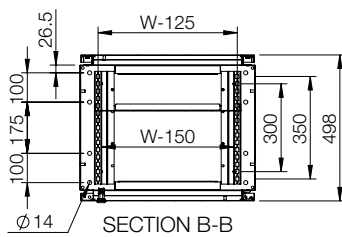


Base unit with mounting plate

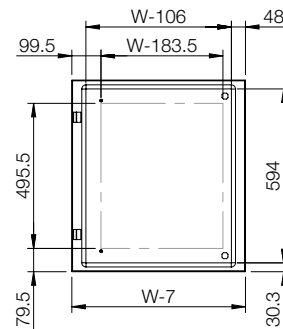
Single door



Sectional top view

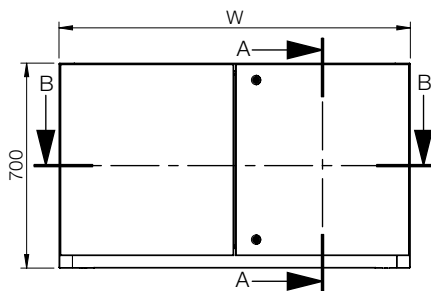


Inside door view

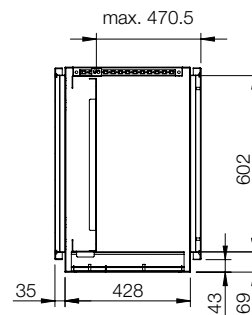


Double door

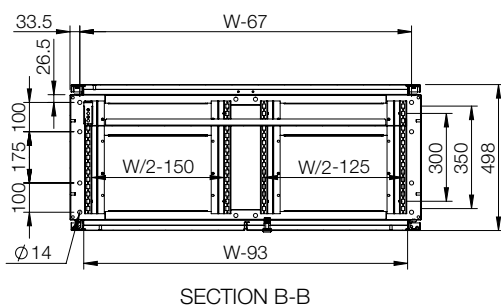
Front view



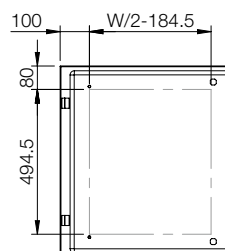
Sectional side view



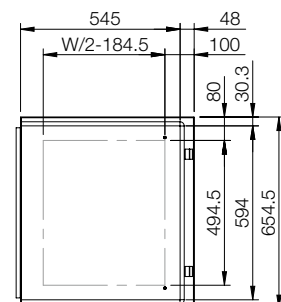
Sectional top view



Inside right door view








Inside left door view



Accessories selection matrix | MPGS

							
Console				Mounting		Fixing	
	H	W	D	Mounting plate	Depth adjustment kit	Plinth (100 mm height)	Plinth (200 mm height)
MPGS06	985	600	400	GCPZ06	MPGDA01	MSNS1064	MSNS2064
MPGS06-316	985	600	400	GCPZ06	MPGDA01	MSNS1064	MSNS2064
MPGS08	985	800	400	GCPZ08	MPGDA01	MSNS1084	MSNS2084
MPGS08-316	985	800	400	GCPZ08	MPGDA01	MSNS1084	MSNS2084
MPGS10	985	1000	400	GCPZ10	MPGDA01	MSNS1104	MSNS2104
MPGS10-316	985	1000	400	GCPZ10	MPGDA01	MSNS1104	MSNS2104
MPGS12	985	1200	400	GCPZ12	MPGDA01	MSNS1124	MSNS2124
MPGS12-316	985	1200	400	GCPZ12	MPGDA01	MSNS1124	MSNS2124

								
Console				Mounting		Fixing		Lids
	H	W	D	Mounting plate	Segregation plate	Plinth (100 mm height)	Plinth (200 mm height)	Cover plate
MPCS061	500	600	494	CDPZ06	-	-	-	-
MPCS061-316	500	600	494	CDPZ06	-	-	-	-
MPCS081	500	800	494	CDPZ08	-	-	-	-
MPCS081-316	500	800	494	CDPZ08	-	-	-	-
MPCS101	500	1000	494	CDPZ10	-	-	-	-
MPCS101-316	500	1000	494	CDPZ10	-	-	-	-
MPCS121	500	1200	494	CDPZ12	-	-	-	-
MPCS121-316	500	1200	494	CDPZ12	-	-	-	-
MPCS161	500	1600	494	CDPZ16	-	-	-	-
MPCS161-316	500	1600	494	CDPZ16	-	-	-	-
MPCS062	250	600	985	CDPZ06	SGPZ06	-	-	BDPS06
MPCS062-316	250	600	985	CDPZ06	SGPZ06	-	-	BDPS06
MPCS082	250	800	985	CDPZ08	SGPZ08	-	-	BDPS08
MPCS082-316	250	800	985	CDPZ08	SGPZ08	-	-	BDPS08
MPCS102	250	1000	985	CDPZ10	SGPZ10	-	-	BDPS10
MPCS102-316	250	1000	985	CDPZ10	SGPZ10	-	-	BDPS10
MPCS122	250	1200	985	CDPZ12	SGPZ12	-	-	BDPS12
MPCS122-316	250	1200	985	CDPZ12	SGPZ12	-	-	BDPS12
MPCS162	250	1600	985	CDPZ16	SGPZ16	-	-	BDPS16
MPCS162-316	250	1600	985	CDPZ16	SGPZ16	-	-	BDPS16
MPCS063	700	600	500	CBPZ06	-	MSNS1065	MSNS2065	BDPS06
MPCS063-316	700	600	500	CBPZ06	-	MSNS1065	MSNS2065	BDPS06
MPCS083	700	800	500	CBPZ08	-	MSNS1085	MSNS2085	BDPS08
MPCS083-316	700	800	500	CBPZ08	-	MSNS1085	MSNS2085	BDPS08
MPCS103	700	1000	500	CBPZ10	-	MSNS1105	MSNS2105	BDPS10
MPCS103-316	700	1000	500	CBPZ10	-	MSNS1105	MSNS2105	BDPS10
MPCS123	700	1200	500	CBPZ12	-	MSNS1125	MSNS2125	BDPS12
MPCS123-316	700	1200	500	CBPZ12	-	MSNS1125	MSNS2125	BDPS12
MPCS163	700	1600	500	CBPZ16	-	2x MSNS1085	2x MSNS2085	BDPS16
MPCS163-316	700	1600	500	CBPZ16	-	2x MSNS1085	2x MSNS2085	BDPS16

Human Machine Interface

Consoles Range

Accessories

Mounting plate, GCPZ

Description: Standard mounting plate for MPG(S) console. Adjustable in depth using MPGDA accessory.

Material: 2.5 mm galvanized steel.

Pack quantity: 1 plate with mounting accessories.

For console	Mounting plate dimensions		Item no.
W	h	w	
600	790	499	GCPZ06
800	790	699	GCPZ08
1000	790	899	GCPZ10
1200	790	1099	GCPZ12
1600	790	1499	GCPZ16



Depth adjust kit, MPGDA

Description: To provide depth adjustment for mounting plate.

Material: 2 mm galvanized steel.

Pack quantity: 1 set with mounting accessories.

Item no.
MPGDA01



Mounting plate, CBPZ

Description: Standard mounting plate for MPC(S) base section.

Material: 2 mm galvanized steel.

Pack quantity: 1 plate with mounting accessories.

For console	Mounting plate dimensions		Item no.
W	h	w	
600	590	499	CBPZ06
800	590	699	CBPZ08
1000	590	899	CBPZ10
1200	590	1099	CBPZ12
1600	590	1499	CBPZ16



Mounting plates, CDPZ

- Description:** Can be used in top section and desk unit, also as a separation plate between desk and base.
- Material:** 2.5 mm galvanized steel.
- Pack quantity:** 1 plate with mounting accessories.

For console	Mounting plate dimensions		Item no.
W	h	w	
600	427.5	530	CDPZ06
800	427.5	730	CDPZ08
1000	427.5	930	CDPZ10
1200	427.5	1130	CDPZ12
1600	427.5	1530	CDPZ16



Segregation plates, SGPZ

- Description:** Used to separate top section and desk unit. Can also be used as a mounting plate in desk.
- Material:** 3 mm zinc plated steel.
- Pack quantity:** 1 plate with mounting accessories.


For console	Mounting plate dimensions		Item no.
W	h	w	
600	410	530	SGPZ06
800	410	730	SGPZ08
1000	410	930	SGPZ10
1200	410	1130	SGPZ12
1600	410	1530	SGPZ16



Mounting angles (19"), DNN

- Description:** To achieve 19" or partial 19" in 800 mm wide enclosures, these profiles can be mounted with the mounting brackets DNB. To achieve 19" in 600 mm wide enclosures, use the brackets DND.
- Material:** 2 mm zinc plated steel.
- Pack quantity:** 2 pieces.

N° of units	Item no.
6	DNN06
9	DNN09
10	DNN10
11	DNN11
13	DNN13
15	DNN15



Human Machine Interface

Consoles Range

Accessories

Mounting angles (19") fixing brackets, DND

Description:	For fixing 19" profiles in 600 mm, wide enclosures. Adjustable in depth in 12.5 mm steps.
Material:	3 mm zinc plated mild steel.
Pack quantity:	4 brackets with mounting accessories.

Item no.
DND01



Mounting angles (19") brackets, DNB

Description:	For mounting 19" profiles in 800 mm wide enclosures.
Material:	3 mm zinc plated steel.
Pack quantity:	4 brackets with mounting accessories.

Item no.
DNB01



Front/rear Plinths, PF-HMI

Description:	Front and rear plinth sections. For cabling without any restrictions and in accordance with the VDE 0113 standard. The plinth consists of four corner pieces with removable front covers. The side panels PST are to be ordered separately. Produced in 100 mm and 200 mm heights. 200 mm high plinths are delivered with a rear cover for cabling that consists of two removable panels 100 mm high. The front cover is a one piece panel of 200 mm high. All panels have double returns on each side for added strength.
Material:	Corner pieces in 2 mm and panels in 1.5 mm mild steel.
Finish:	RAL 7022 structured powder coating.
Pack quantity:	1 set of 4 corner pieces including covers. Front and rear panel (2 rear panels for 200 mm high plinths) with mounting accessories. Mounting accessories for side panels PST.
Mounting requirements:	Add the side panels PST for a complete plinth.

Plinth	For console	
H	W	Item no.
100	400	PF1040
100	500	PF1050
100	600	PF1060
100	800	PF1080
100	1000	PF1100
100	1200	PF1120
200	400	PF2040
200	500	PF2050
200	600	PF2060
200	800	PF2080
200	1000	PF2100
200	1200	PF2120

For console 1600 mm wide use 2 x 800 mm wide plinth.



Plinth Side panels, PST

Description:	Mounted directly to the corner pieces.
Material:	1.5 mm mild steel.
Finish:	RAL 7022 structured powder coating.
Pack quantity:	2 side panels, mounting accessories included in PF package.

Plinth	For console	
H	D	Item no.
100	400	PST1040
100	500	PST1050
200	400	PST2040
200	500	PST2050



Plinths, MSNS

Description:	Allowing cabling without any restrictions and in accordance with the VDE 0113 standard. The plinth consists of four corner pieces with removable plates. Available 100 mm and 200 mm high.
Material:	Corner pieces 3 mm and panels 1.5 mm AISI 304 pre-grained stainless steel.
Finish:	400 pre-grained stainless steel.
Pack quantity:	1 plinth with mounting material.

Plinth	For console		
H	W	D	Item no.
100	600	400	MSNS1064
100	600	500	MSNS1065
100	800	400	MSNS1084
100	800	500	MSNS1085
100	1000	400	MSNS1104
100	1000	500	MSNS1105
100	1200	400	MSNS1124
100	1200	500	MSNS1125
200	600	400	MSNS2064
200	600	500	MSNS2065
200	800	400	MSNS2084
200	800	500	MSNS2085
200	1000	400	MSNS2104
200	1000	500	MSNS2105
200	1200	400	MSNS2124
200	1200	500	MSNS2125

For consoles 1600 mm wide use 2 x 800 mm wide plinth.



Human Machine Interface

Consoles Range

Accessories

Cover plates, BDP

Description: Used to cover top opening of base or desk unit in MPC consoles.

Material: 2 mm mild steel.

Finish: RAL 7035 structured powder paint.

Pack quantity: 1 piece with mounting accessories.

For console	
W	Item no.
600	BDP06R5
800	BDP08R5
1000	BDP10R5
1200	BDP12R5
1600	BDP16R5



Cover plates, BDPS

Description: Used to cover top opening of base or desk unit in MPCS consoles.

Material: 2 mm AISI 304 pre-grained stainless steel.

Finish: 400 pre-grained stainless steel.

Pack quantity: 1 piece with mounting accessories.

For console	
W	Item no.
600	BDPS06
800	BDPS08
1000	BDPS10
1200	BDPS12
1600	BDPS16



Stainless panel, MPPS

Description: For replacing the standard panel on MPC top section units where high corrosion resistance is required.

Material: 2 mm AISI 304 pre-grained stainless steel.

Finish: 400 pre-grained stainless steel.

For console	
W	Item no.
600	MPPS061
800	MPPS081
1000	MPPS101
1200	MPPS121
1600	MPPS161



Stainless lid, MPLS

Description: For replacing the standard lid on MPC desk units or MPG consoles where high corrosion resistance is required.

Material: 2 mm AISI 304 pre-grained stainless steel.

Finish: 400 pre-grained stainless steel.

For console	
W	Item no.
600	MPLS062
800	MPLS082
1000	MPLS102
1200	MPLS122
1600	MPLS162



Gas spring, MPGR

Description: Gas spring that can replace the standard hinge for the desk. May be used with all standard consoles.

Pack quantity: 2 gas springs with mounting accessories.

Description	Item no.
Gas spring 150 Newton	MPGR150
Gas spring 250 Newton	MPGR250



Human Machine Interface

Swing Arm System | Mild Steel

Control enclosure | OICE

IP 55 | IK 10



Material:

Body and door are manufactured from 1.2 mm mild steel, front cover and handles manufactured from aluminium.

Body:

Folded and seam welded, with maximum opening. The front fitted with an aluminium front panel. Handling grips mounted to front, left and right edges.

Rear door:

Surface mounted, with 130° opening. Concealed removable hinges, with captive pin. Hinges can be mounted to allow left or right hand opening. Door profiles MMDP are available as an accessory.

Lock:

Customised lock, with double grip for easy opening of the door. Double-bit 3 mm insert and 90° movement. Other inserts and locks are available as an accessory.

Protection:

IP 55 | IK 10.

Finish:

RAL 7035 structured powder coating. Top bottom profile RAL7016.

Delivery:

Enclosure with aluminium front panel, rear door, plastic double-bit 3 mm key and mounting accessories.



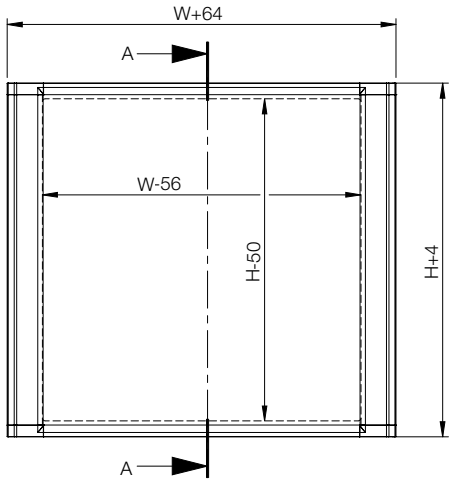
Dimensional table | OICE

IP 55 | IK 10

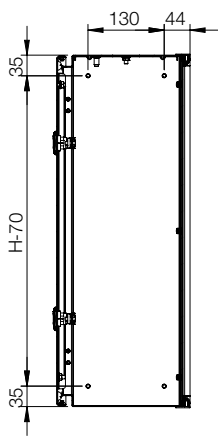
Enclosure dimensions			Item no.
H	W	D	
300	300	155	OICE303015
300	400	210	OICE304021
400	400	210	OICE404021
400	600	210	OICE406021
500	500	210	OICE505021
500	600	210	OICE506021
600	600	210	OICE606021



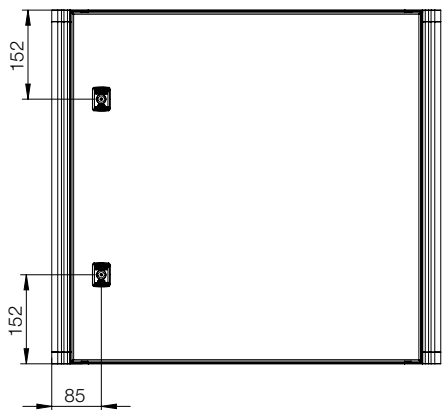
Front view



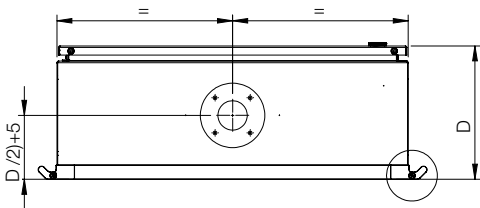
Sectional side view



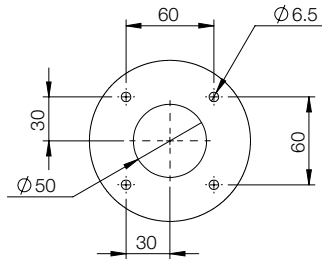
Rear view



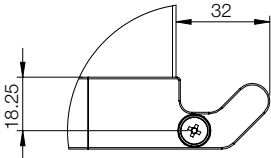
Top view



Detail view

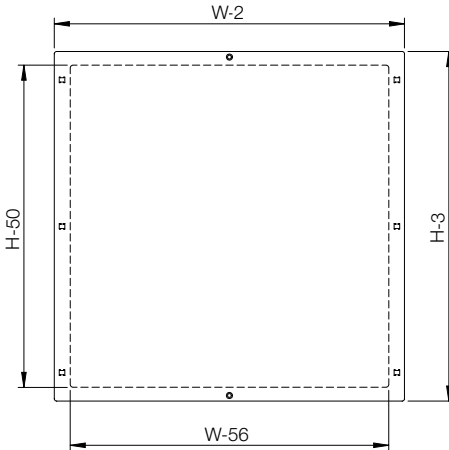


Scale 1 : 4

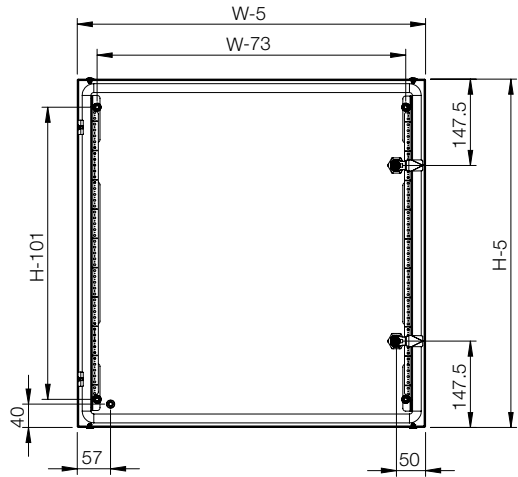


Scale 1 : 2

Aluminium panel



Inside door view



Human Machine Interface

Operating Housing

Accessories

Mounting plate, BMP-HMI

Description: Steel mounting plate for terminal boxes.

Material: 2 mm galvanized steel.

Pack quantity: 1 piece.

Box dimension		Mounting plate dimensions		Item no.
H	W	h	w	
200	300	175	270	BMP2030
200	400	175	370	BMP2040
200	500	175	470	BMP2050
200	600	180	570	BMP2060



Bottom profile, BPP-HMI

Description: Bottom profile for DIN rail mounting.

Material: Galvanized steel.

Pack quantity: 2 pieces.

For box		Item no.
H/W		
150		BPP15
200		BPP20



Locks, ALL-HMI

Description: Alternative locks to replace the standard one.

Pack quantity: 1 piece.

Description	Type	Protection	Item no.
Chrome plated lock with cylinder	Ronis key n° M21323	IP 65	ALL508
Polyamide lock with cylinder	Key 5333	IP 55	ALL509
Lock with cylinder	Ronis key n° C21323	IP 65	ALL510N



Inserts, ALIS

Description:	Inserts to replace the standard double-bit 3 mm insert in the standard ALLS503 lock.
Material:	Zamak chrome plated.
Pack quantity:	1 piece.

Description	Item no.
Double-bit 3 mm	ALIS503
Double-bit 5 mm	ALIS505
Square 7 mm	ALIS523
Triangular 8 mm	ALIS524
Square 8 mm	ALIS525
Slotted 2x4 mm	ALIS528

Not suitable for AFS.



Door mounting profiles, MMDP-HMI

Description:	To strengthen the door and provide further mounting possibilities. Mounted on the inside of the door onto M6 welded studs. Equipped with a 10 mm hole pattern. These door profiles cannot be used with the AFS enclosure range.
Material:	1.2 mm galvanized steel.
Dimension:	15 x 14 mm.
Pack quantity:	1 pair with mounting accessories.

For enclosure	Item no.
H	
400	MMDP040
500	MMDP050



Human Machine Interface

Swing Arm System | Aluminium

Control Panel | OICP

IP 65



Material:

Body: Al Mg Si05. Rear plate: Al Mg. Corners: AISI 12.

Protection:

IP 65.

Finish:

Body and rear plate: anodised aluminium. Corners: RAL 7016.

Mounting requirements:

OIFP front panel is not included in the standard delivery and needs to be ordered separately.

Delivery:

Body, screwed rear plate, front plate mounting kit, and mounting accessories.



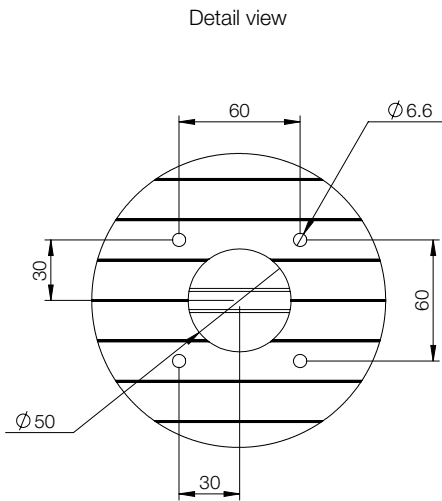
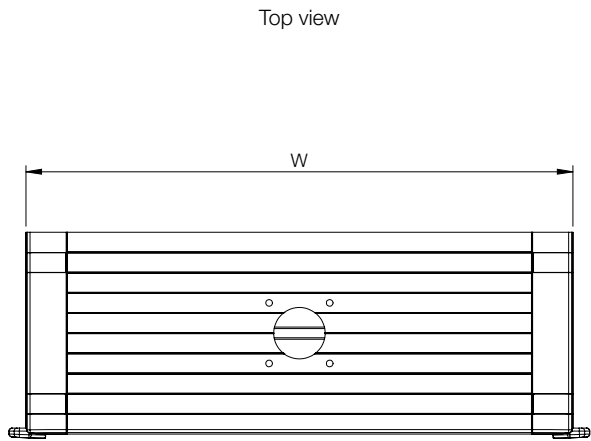

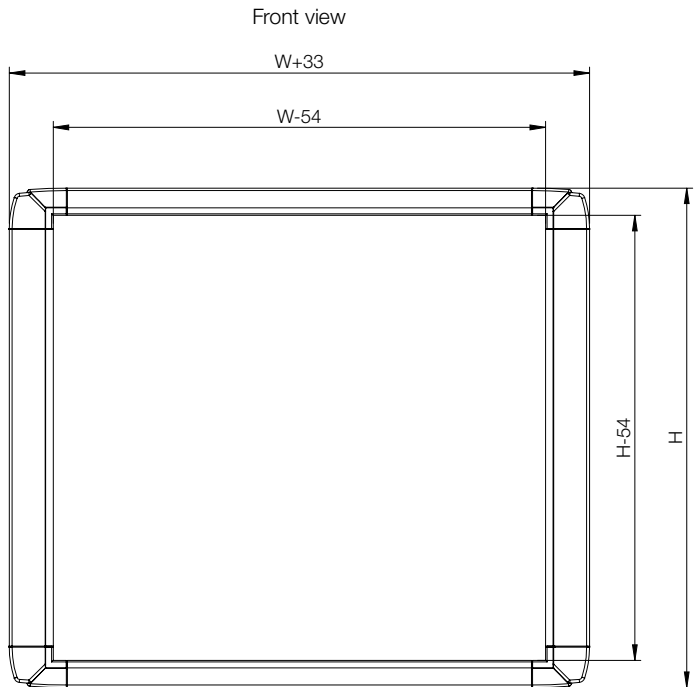
Dimensional table | OICP

IP 65

H	W	D	Weight (kg)	Item no.
309	525	200	7.90	OICP305220
345	395	200	7.00	OICP343920
354	525	200	8.30	OICP355220
398	525	200	9.00	OICP395220
415	470	200	8.50	OICP414720
495	542	200	10.25	OICP495420

The external enclosure dimension is increased by 16.5 mm, on the side where there is a grip profile.





Scale 1 : 3

Human Machine Interface

Operating Housing

Accessories

OICP panel with door extension section, OIDES

Description:	OICP panel with hinged door extension profile. It increases the OICP panel depth in 55 mm. It has grid profiles in the door extension profile sides.
Material:	Body and door extension profile: Al Mg Si05. Rear plate: Al Mg. Corners: Al Si12.
Protection:	Complies with IP 65.
Finish:	Body, door extension profile and rear plate: anodised aluminium. Corners: RAL 7016.
Pack quantity:	OICP panel with rear plate, door extension profile, external hinges, and locking system.

For enclosure			
H	W	D	Item no.
309	525	55+200	OIDES305205
345	395	55+200	OIDES343905
354	525	55+200	OIDES355205
398	525	55+200	OIDES395205
415	470	55+200	OIDES414705
495	542	55+200	OIDES495405



Front plate, OIFP

Description:	Front plate for components, with a protection film in one side.
Material:	3 mm aluminium.
Pack quantity:	1 piece. Mounting accessories are supplied with the control panel OICP and in OIDES.

For enclosure				
H	W	h	w	Item no.
269	485	255	471	OIFP3052
305	355	291	341	OIFP3439
314	485	300	471	OIFP3552
358	485	344	471	OIFP3952
375	430	361	416	OIFP4147
455	502	441	488	OIFP4954



Spring nut set, OISN

Description: Spring nuts for fixing components easily, without any machining in the panel.

Pack quantity: 10 pieces.

Thread	Item no.
M4	OISN04
M5	OISN05



Keyboard support, OIKS

Description: Keyboard support to be fixed to the control panel. Machining is required.

Material: Mild steel. Stainless steel available on request.

Finish: RAL 9006.

Pack quantity: 1 piece with mounting accessories.

Item no.
OIKS01



Command handle, OICH

Description: Handle with ergonomic design, which enables easy handling of the panel, even with working gloves. Machining is required.

Material: Aluminium.

Finish: Anodised aluminium.

Pack quantity: 1 piece.

W	Item no.
250	OICH250
350	OICH350



120° connecting brackets, OIPC

Description: Rigid elements for connecting two OICP control panels. Machining is required.

Material: Aluminium.

Finish: RAL 9006.

Pack quantity: 2 pcs with mounting accessories.

Item no.
OIPC01

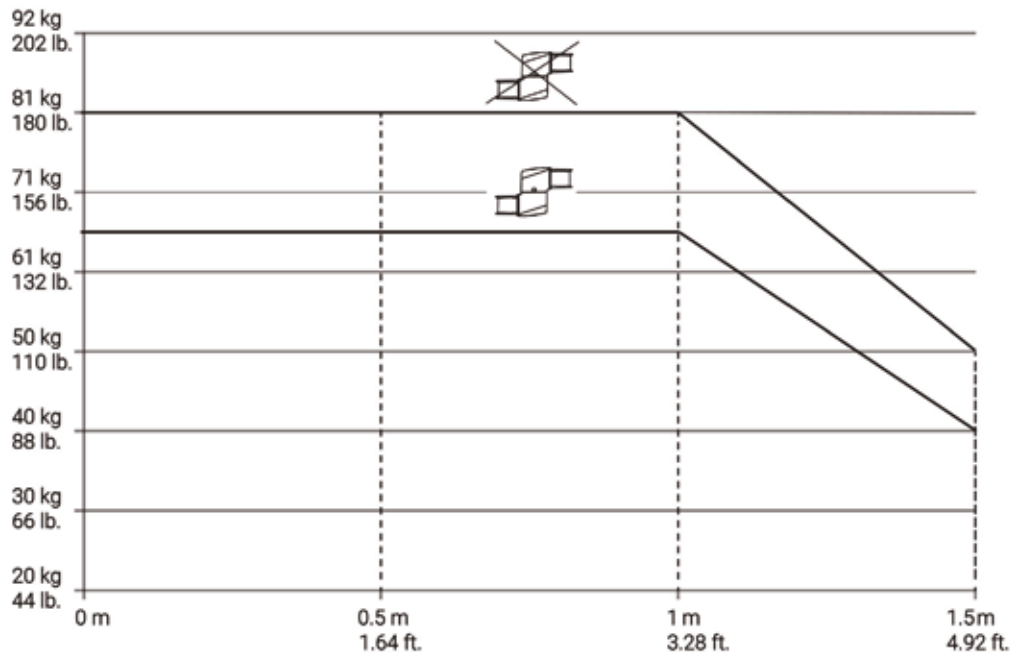


Human Machine Interface

Swing Arm System

Light swing arm system, S1





Length of the extension arm



S1MWF



S1MTBB



S1MSJ



S1MWJV



S1MWJH



S1ME



S1MIJ



S1MER



S1MFC



S1MFEC



S1MT

Human Machine Interface

Swing Arm System

Accessories

Operator arm profile, light, S1MT

Additional information:	Aluminum tubes provide structural integrity and act as conduit for equipment wiring. Tubes attach to system components with 6 setscrews on each end of the tube. Setscrews are provided with system couplings, not the tubes. Setscrews allow for easy adjustment and leveling of the system. Setscrews are provided with thread sealer providing secure connections. Available in 6 standard lengths ranging from 250 mm (9.84) to 1500 mm (59.05). Tubes 750 mm (29.53) and longer include drilling template to assist with drilling and tapping the holes when tube is cut to length.
Note:	The maximum weight which a light swing arm can support depends on the length of the arm and the system structure. See diagram in the mounting instructions.

Length	Height	Width	Item no.
250	75	55	S1MT250
500	75	55	S1MT500
750	75	55	S1MT750
1000	75	55	S1MT1000
1250	75	55	S1MT1250
1500	75	55	S1MT1500



Wall joint vertical, light, S1MWJV

Additional information:	The vertical wall joint mounts the suspension system to a vertical surface, allowing the tube to extend vertically. The arm can be rotated 300 degrees. Includes a safety stop and maintenance-free bearings. Die-cast aluminum construction. Includes installation instructions, gaskets, and tube setscrews. Surface mounting hardware is not provided.
Note:	The maximum weight which a light swing arm can support depends on the length of the arm and the system structure. See diagram in the mounting instructions.

Item no.
S1MWJV



Wall joint horizontal, light, S1MWJH

Additional information:	The horizontal wall joint mounts the suspension system to a vertical surface, allowing the tube to extend horizontally. The arm can be rotated 300 degrees. Includes a safety stop and maintenance-free bearings. Die-cast aluminum construction. Includes installation instructions, gaskets, and tube setscrews. Surface mounting hardware is not provided.
Note:	The maximum weight which a light swing arm can support depends on the length of the arm and the system structure. See diagram in the mounting instructions.

Item no.
S1MWJH



Elbow, light, S1ME

Additional information: The elbow provides a 90-degree bend in the suspension system. Die-cast aluminum construction. Includes installation instructions, gaskets, and tube setscrews.

Note: The maximum weight which a light swing arm can support depends on the length of the arm and the system structure. See diagram in the mounting instructions.

Item no.
S1ME



Intermediate joint, light, S1MIJ

Additional information: Use an intermediate joint to join two horizontal tubes together for a longer length. The arm can be rotated 300 degrees. Includes safety stop and maintenance-free bearings. Die-cast aluminum construction. Includes installation instructions, gaskets, and tube setscrews. Use of the intermediate joint reduces the system load rating capacity to 146 lb. (66 kg) at 3.3 ft. (1 m).

Note: The maximum weight which a light swing arm can support depends on the length of the arm and the system structure. See diagram in the mounting instructions.

Item no.
S1MIJ



Rotatable elbow, light, S1MER

Additional information: The rotatable elbow provides a 90-degree bend in the suspension system and allows the vertical tube to rotate 300 degrees. Includes safety stop and maintenance-free bearings. Die-cast aluminum construction. Includes installation instructions, gaskets, and tube setscrews.

Note: The maximum weight which a light swing arm can support depends on the length of the arm and the system structure. See diagram in the mounting instructions.

Item no.
S1MER



Human Machine Interface

Swing Arm System

Accessories

Coupling HMI, light, S1MFC

Additional information:	The flange coupling attaches a tube to the enclosure, enabling 300-degree enclosure rotation and can be locked into a given position. The flange coupling has a safety stop and maintenance-free bearings. Die-cast aluminum construction. Includes installation instructions, gaskets, tube setscrews and enclosure mounting hardware.		
Note:	The maximum weight which a light swing arm can support depends on the length of the arm and the system structure. See diagram in the mounting instructions.		
<table><tr><th>Item no.</th></tr><tr><td>S1MFC</td></tr></table>		Item no.	S1MFC
Item no.			
S1MFC			



Elbow coupling HMI, light, S1MFEC

Additional information:	The flange elbow coupling attaches directly to the enclosure for applications where a vertical tube is not required. It enables the enclosure to rotate 300 degrees and can be locked into a given position. The flange elbow coupling has a safety stop and maintenance-free bearings. Die-cast aluminum construction. Includes installation instructions, gaskets, tube setscrews and enclosure mounting hardware.		
Note:	The maximum weight which a light swing arm can support depends on the length of the arm and the system structure. See diagram in the mounting instructions.		
<table><tr><th>Item no.</th></tr><tr><td>S1MFEC</td></tr></table>		Item no.	S1MFEC
Item no.			
S1MFEC			



Narrow adaper, light, S1MA

Additional information:	The Narrow Adapter can be attached to the Flange Coupling and Flange Elbow Coupling to create a narrower connection to an enclosure. Specifically designed for use with the Suspend Aluminum HMI Enclosures that have 66mm of usable space. Does not inhibit coupling functionality. Die-cast aluminum construction. Includes installation instructions, gaskets, and mounting hardware.		
Note:	The maximum weight which a light swing arm can support depends on the length of the arm and the system structure. See diagram in the mounting instructions.		
<table><tr><th>Item no.</th></tr><tr><td>S1MA</td></tr></table>		Item no.	S1MA
Item no.			
S1MA			



Horiz. panel coupling,light, S1MPCH

Additional information:

The horizontal panel coupling mounts a horizontal tube to the back of an enclosure or screen using Video Electronics Standards Association (VESA) mounting. The coupling has mounting holes drilled for standard VESA 75 and 100 flange sizes. It enables the enclosure to rotate 300 degrees and can be locked into a given position. The horizontal panel coupling has a safety stop and maintenance-free bearings. Die-cast aluminum construction. Includes installation instructions, gaskets, tube setscrews and enclosure mounting hardware.

Note:

The maximum weight which a light swing arm can support depends on the length of the arm and the system structure. See diagram in the mounting instructions.



Item no.
S1MPCH

Vertical panel coupling, light, S1MPCV

Additional information:

he vertical panel coupling mounts a vertical tube to the back of an enclosure or screen using Video Electronics Standards Association (VESA) mounting. The coupling has mounting holes drilled for standard VESA 75 and 100 flange sizes. It enables the enclosure to rotate 300 degrees and can be locked into a given position. The vertical panel coupling has a safety stop and maintenance-free bearings. Die-cast aluminum construction. Includes installation instructions, gaskets, tube setscrews and enclosure mounting hardware.

Note:

The maximum weight which a light swing arm can support depends on the length of the arm and the system structure. See diagram in the mounting instructions.



Item no.
S1MPCV

Reduction elbow, light, S1MRE

Additional information:

The reduction elbow provides a 90-degree bend in the suspension system between the horizontal tube and base connection of the Syspend 281-Max system and the vertical components of the Syspend 180-Max system. Die-cast aluminum construction. Available in RAL 9005 black finish only. Includes installation instructions, gaskets, and tube setscrews. Use of the reduction elbow with the Syspend 281-Max base and tube increases the system load rating to 281 lb. (127 kg) at 3.3 ft. (1 m).

Note:

The maximum weight which a light swing arm can support depends on the length of the arm and the system structure. See diagram in the mounting instructions.



Item no.
S1MRE

Human Machine Interface

Swing Arm System

Accessories

Base/ wall bracket, light, S1MWF

- Additional information:** The wall flange allows for fixed positioning on a horizontal or vertical surface when rotation is not needed. Die-cast aluminum construction. Includes installation instructions, gaskets, and tube setscrews. Surface mounting hardware is not provided.
- Note:** The maximum weight which a light swing arm can support depends on the length of the arm and the system structure. See diagram in the mounting instructions.

Item no.
S1MWF



Rotary base bracket, light, S1MTBB

- Additional information:** The rotatable base bracket allows the entire suspension system to rotate at the point of attachment on a horizontal surface. The arm can be rotated 300 degrees. Includes a safety stop and maintenance-free bearings. Die-cast aluminum construction. Includes installation instructions, gaskets, and tube setscrews. Surface mounting hardware is not provided.
- Note:** The maximum weight which a light swing arm can support depends on the length of the arm and the system structure. See diagram in the mounting instructions.

Item no.
S1MTBB



Set up joint, light, S1MSJ

- Additional information:** The set-up joint mounts the suspension system to a horizontal surface. The arm can be rotated 300 degrees. Includes a safety stop and maintenance-free bearings. Die-cast aluminum construction. Includes installation instructions, gaskets, and tube setscrews. Surface mounting hardware is not provided.
- Note:** The maximum weight which a light swing arm can support depends on the length of the arm and the system structure. See diagram in the mounting instructions.

Item no.
S1MSJ



Rotation limiter (aluminum), S1MRL

Additional information: Rotation limiters are a retro-fit option to limit the rotation of couplings and joints which normally rotate 300 degrees. Each block limits rotation 30 degrees. Kit includes six rotation limiting blocks and installation instructions.

Note: The maximum weight which a light swing arm can support depends on the length of the arm and the system structure. See diagram in the mounting instructions.

Item no.
S1MRL



Signal light adapter, round, S1MSLAR

Additional information: The signal light adapters are available in either round, elbow and reduction elbow cover versions and provide a means for attaching signal lights. Signal lights are not included. Aluminum caps are finished in RAL 9006 white aluminum powder paint. Includes caps, gasket, attachment hardware, and post.

Note: The maximum weight which a light swing arm can support depends on the length of the arm and the system structure. See diagram in the mounting instructions.

Item no.
S1MSLAR



Signal light adapter, angled, S1MSLAA

Additional information: The signal light adapters are available in either round, elbow and reduction elbow cover versions and provide a means for attaching signal lights. Signal lights are not included. Aluminum caps are finished in RAL 9006 white aluminum powder paint. Includes caps, gasket, attachment hardware, and post.

Note: The maximum weight which a light swing arm can support depends on the length of the arm and the system structure. See diagram in the mounting instructions.

Item no.
S1MSLAA



Human Machine Interface

Swing Arm System

Accessories

Signal light adapter, reduction, S1MSLARE

Additional information:	The signal light adapters are available in either round, elbow and reduction elbow cover versions and provide a means for attaching signal lights. Signal lights are not included. Aluminum caps are finished in RAL 9006 white aluminum powder paint. Includes caps, gasket, attachment hardware, and post.		
Note:	The maximum weight which a light swing arm can support depends on the length of the arm and the system structure. See diagram in the mounting instructions.		
<table><tr><th>Item no.</th></tr><tr><td>S1MSLARE</td></tr></table>		Item no.	S1MSLARE
Item no.			
S1MSLARE			



Replacement cap kit,round, S1MRCRK

Additional information:	Replacement Caps for Syspend 180 Max couplings are available in either round, elbow or reduction elbow versions. The hardware is included. The caps are aluminum finished in RAL 9006 white aluminum powder paint.		
Note:	The maximum weight which a light swing arm can support depends on the length of the arm and the system structure. See diagram in the mounting instructions.		
<table><tr><th>Item no.</th></tr><tr><td>S1MRCRK</td></tr></table>		Item no.	S1MRCRK
Item no.			
S1MRCRK			



Replacement cap kit,angled, S1MRCAK

Additional information:	Replacement Caps for Syspend 180 Max couplings are available in either round, elbow or reduction elbow versions. The hardware is included. The caps are aluminum finished in RAL 9006 white aluminum powder paint.		
Note:	The maximum weight which a light swing arm can support depends on the length of the arm and the system structure. See diagram in the mounting instructions.		
<table><tr><th>Item no.</th></tr><tr><td>S1MRCAK</td></tr></table>		Item no.	S1MRCAK
Item no.			
S1MRCAK			



Replacement cap kit, reduction, S1MRCREK

- Additional information:

Replacement Caps for Syspend 180 Max couplings are available in either round, elbow or reduction elbow versions. The hardware is included. The caps are aluminum finished in RAL 9006 white aluminum powder paint.
- Note:

The maximum weight which a light swing arm can support depends on the length of the arm and the system structure. See diagram in the mounting instructions.

Item no.
S1MRCREK



Replacement hardware kit, S1MRHK

- Additional information:

The replacement hardware kit includes spare parts necessary within the Syspend 180 Max system. Kit Includes: 1 lock actuator; 1 lever clamp; 1 coupling gasket; 2 flat small gaskets; 4 M6 allen head screws; 4 M6 lock washers; 12 M10 headless setscrews; 1 flat large gasket; 6 M12 headless setscrews; .5 meters of 3mm cord gasket
- Note:

The maximum weight which a light swing arm can support depends on the length of the arm and the system structure. See diagram in the mounting instructions.

Item no.
S1MRHK

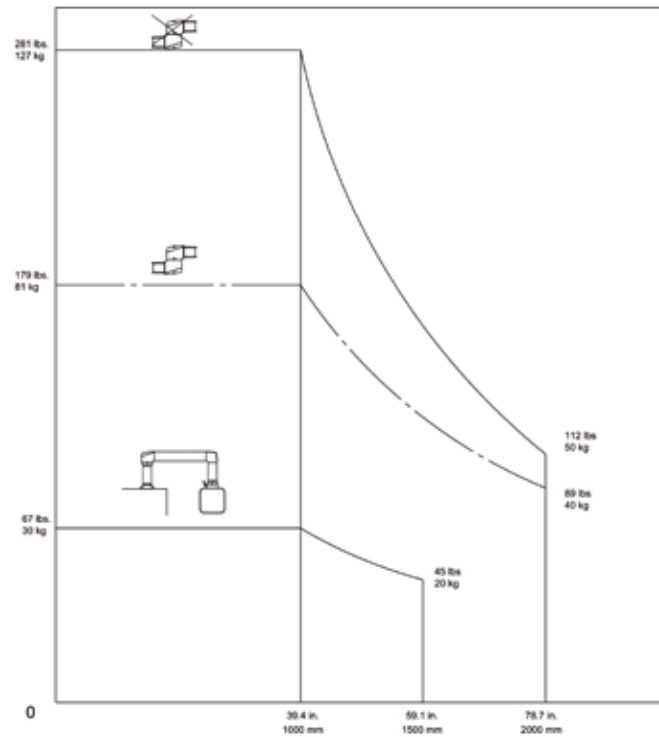


Human Machine Interface

Swing Arm System

Medium swing arm system, S2





Length of the extension arm



S2MWF



S2MRB



S2MSJ



S2MWJV



S2MWJH



S2ME



S2MIJ



S2MER



S2MFC



S2MFEC



S2MT

Human Machine Interface

Swing Arm System

Accessories

Operator arm profile, S2MT

Additional information:

Angled aluminum tubes provide structural integrity and act as conduit for equipment wiring. Tubes attach to system components with 6 setscrews on each end of the tube. (Setscrews are provided with the mating system components, not the tubes.) Setscrews allow for easy adjustment and leveling of the system. Setscrews are provided with LOCTITE™ to seal threaded holes and provide secure connections. Available in 8 standard lengths ranging from 250 mm to 2000 mm. Tubes 750 mm and longer include drilling template to assist with drilling and tapping the holes when the tube is cut to length.

Note:

The maximum weight a medium swing arm can support depends on the length of the arm and the system structure. See diagram in the mounting instructions.

Length	Height	Width	Item no.
250	90	70	S2MT250
500	90	70	S2MT500
750	90	70	S2MT750
1000	90	70	S2MT1000
1250	90	70	S2MT1250
1500	90	70	S2MT1500
1750	90	70	S2MT1750
2000	90	70	S2MT2000



Rotary base bracket, S2MRB

Additional information:

Rotary Base allows the entire suspension system to rotate at the point of attachment on a horizontal surface. The arm can be rotated or turned 300 degrees. Includes safety stop and maintenance-free bearing. RAL 9005 black finish. Die-cast aluminum construction. Includes installation instructions, gaskets and tube setscrews. Surface mounting hardware is not provided.

Note:

The maximum weight a medium swing arm can support depends on the length of the arm and the system structure. See diagram in the mounting instructions.

Item no.
S2MRB



Set up joint, S2MSJ

Additional information:

Set-Up Joint mounts suspension system to a horizontal surface. The arm can be rotated or turned 300 degrees. Includes safety stop and maintenance-free bearing. RAL 9005 black finish. Die-cast aluminum construction. Includes removable cable access cover, installation instructions, gaskets and tube setscrews. Surface mounting hardware is not provided.

Note:

The maximum weight a medium swing arm can support depends on the length of the arm and the system structure. See diagram in the mounting instructions.

Item no.
S2MSJ



Wall joint Vertical, S2MWJV

Additional information:

Vertical Wall Joint mounts suspension system to vertical surface and allows tube to extend vertically. Enables the arm to be rotated or turned 300 degrees. Includes safety stop and maintenance-free bearing. RAL 9005 black finish. Die-cast aluminum construction. Includes removable cable access cover, installation instructions, gaskets and tube setscrews. Surface mounting hardware is not provided.

Note:

The maximum weight a medium swing arm can support depends on the length of the arm and the system structure. See diagram in the mounting instructions.

Item no.
S2MWJV



Wall joint horizontal, S2MWJH

Additional information:

Horizontal Wall Joint mounts suspension system to vertical surface, allowing tube to extend horizontally. The arm can be rotated or turned 300 degrees. Includes safety stop and maintenance-free bearing. RAL 9005 black finish. Die-cast aluminum construction. Includes two removable cable access covers, installation instructions, gaskets and tube setscrews. Surface mounting hardware is not provided.

Note:

The maximum weight a medium swing arm can support depends on the length of the arm and the system structure. See diagram in the mounting instructions.

Item no.
S2MWJH



Elbow, S2ME

Additional information:

Elbow provides a 90-degree bend in the suspension system. RAL 9005 black finish. Die-cast aluminum construction. Includes removable cable access cover, installation instructions, gaskets and tube setscrews.

Note:

The maximum weight a medium swing arm can support depends on the length of the arm and the system structure. See diagram in the mounting instructions.

Item no.
S2ME



Human Machine Interface

Swing Arm System

Accessories

Rotation elbow, S2MER

Additional information: Rotatable elbow provides a 90-degree bend in the suspension system and allows the vertical tube to rotate 300 degrees. Includes safety stop and maintenance-free bearing. RAL 9005 black finish. Die-cast aluminum construction. Includes removable cable access cover, installation instructions, gaskets and tube setscrews.

Note: The maximum weight a medium swing arm can support depends on the length of the arm and the system structure. See diagram in the mounting instructions.

Item no.
S2MER



Intermediate joint, S2MIJ

Additional information: Use Intermediate Joint to join two horizontal tubes together for a longer run. The arm can be rotated or turned 300 degrees. Includes safety stop and maintenance-free bearing. RAL 9005 black finish. Die-cast aluminum construction. Includes two removable cable access covers, installation instructions, gaskets and tube setscrews. Use of the Intermediate Joint reduces the system load capacity to 179 lb. (81.2 kg) at 3.3 ft. (1 m).

Note: The maximum weight a medium swing arm can support depends on the length of the arm and the system structure. See diagram in the mounting instructions.

Item no.
S2MIJ



Couple kit HMI, S2MFC

Additional information: Flange Coupling attaches a tube to the enclosure, enabling 300-degree enclosure rotation. The enclosure can be locked in position. Flange Coupling has safety stop and maintenance-free bearing. RAL 9005 black finish. Die-cast aluminum construction. Includes installation instructions, gaskets, tube setscrews and enclosure mounting hardware.

Note: The maximum weight a medium swing arm can support depends on the length of the arm and the system structure. See diagram in the mounting instructions.

Item no.
S2MFC



Elbow couple kit, S2MFEC

Additional information:

Flange Elbow Coupling attaches directly to the enclosure for applications where a vertical tube is not required. Enables the enclosure to be rotated 300 degrees and locked in position. Includes safety stop and maintenance-free bearing. RAL 9005 black finish. Die-cast aluminum construction. Includes cable access cover, installation instructions, gaskets, tube setscrews and enclosure mounting hardware.

Note:

The maximum weight a medium swing arm can support depends on the length of the arm and the system structure. See diagram in the mounting instructions.

Item no.
S2MFEC



Tube adapter, S2MTA

Additional information:

Use a Tube Adapter when the tube is cut to length and it is not desirable to drill and tap new holes in the tube. The adapter attaches to the tube with internal setscrews and provides mounting holes at the end where the tube was cut. RAL 9005 black finish. Die-cast aluminum construction. Includes installation instructions, gasket and hardware for attaching to the tube.

Note:

The maximum weight a medium swing arm can support depends on the length of the arm and the system structure. See diagram in the mounting instructions.

Item no.
S2MTA



Angled coupling tilted back, S2MACB

Additional information:

Use Angled Coupling Tilted Backward to mount enclosure at a 15-degree backward angle. The enclosure can be rotated 300 degrees and locked in position. Includes safety stop and maintenance-free bearing. RAL 9005 black finish. Die-cast aluminum construction. Includes installation instructions, gaskets, tube setscrews and enclosure mounting hardware.

Note:

The maximum weight a medium swing arm can support depends on the length of the arm and the system structure. See diagram in the mounting instructions.

Item no.
S2MACB



Human Machine Interface

Swing Arm System

Accessories

Angled coupling tilted forward, S2MACF

- Additional information:

Use Angled Coupling Tilted Forward to mount enclosure at a 15-degree forward angle. The enclosure can be rotated 300 degrees and locked in position. Includes safety stop and maintenance-free bearing. RAL 9005 black finish. Die-cast aluminum construction. Includes installation instructions, gaskets, tube setscrews and enclosure mounting hardware.
- Note:

The maximum weight a medium swing arm can support depends on the length of the arm and the system structure. See diagram in the mounting instructions.

Item no.
S2MACF



Base coupling, S2MBC

- Additional information:

Base Coupling attaches the enclosure directly to a horizontal surface. The enclosure can be rotated 300 degrees and locked in position. Includes safety stop and maintenance-free bearing. RAL 9005 black finish. Die-cast aluminum construction. Includes installation instructions, gaskets and enclosure mounting hardware. Surface mounting hardware is not provided.
- Note:

The maximum weight a medium swing arm can support depends on the length of the arm and the system structure. See diagram in the mounting instructions.

Item no.
S2MBC




Angled adapter, S2MAA

- Additional information:

Angled Adapter must be used in conjunction with a coupling (not compatible with S2MFC48). The enclosure angle can be adjusted forward or backward up to 30 degrees. RAL 9005 black finish. Die-cast aluminum construction. Includes installation instructions, gasket and enclosure mounting hardware. Maximum load bearing capacity is 67 lb. (30.4 kg).
- Note:

The maximum weight a medium swing arm can support depends on the length of the arm and the system structure. See diagram in the mounting instructions.

Item no.
S2MAA



Base/ wall flange, S2MWF

Additional information: Wall Flange allows for fixed positioning on a horizontal or vertical surface when rotation is not needed. RAL 9005 black finish. Die-cast aluminum construction. Includes installation instructions, gaskets and tube setscrews. Surface mounting hardware is not provided.

Note: The maximum weight a medium swing arm can support depends on the length of the arm and the system structure. See diagram in the mounting instructions.

Item no.
S2MWF



48-mm round tube flange coupling medium, S2MFC48

Additional information: Flange Coupling to attach the Vertical Motion Pedestal Tube to the enclosure. The enclosure can be rotated 300 degrees and locked in position. Includes safety stop and maintenance-free bearing. RAL 9005 black finish. Die-cast aluminum construction. Includes installation instructions, gaskets and enclosure mounting hardware. Coupling attaches to enclosure using a 48 x 48-mm hole pattern. An adapter is required to attach the coupling to a standard Hoffman HMI enclosure that uses a 60 x 60-mm hole pattern (i.e., required for attaching to Concept HMI, CC2000, CC4000). Includes safety stop and maintenance-free bearing. RAL 9005 black finish. Die-cast aluminum construction. Includes installation instructions, gaskets and enclosure mounting hardware.

Note: The maximum weight a medium swing arm can support depends on the length of the arm and the system structure. See diagram in the mounting instructions.

Item no.
S2MFC48




48-mm round tube flange adapt., S2MA48

Additional information: Use Flange Coupling to attach the Vertical Motion Pedestal Tube to the enclosure. The enclosure can be rotated 300 degrees and locked in position. Includes safety stop and maintenance-free bearing. RAL 9005 black finish. Die-cast aluminum construction. Includes installation instructions, gaskets and enclosure mounting hardware. Coupling attaches to enclosure using a 48 x 48-mm hole pattern. An adapter is required to attach the coupling to a standard Hoffman HMI enclosure that uses a 60 x 60-mm hole pattern (i.e., required for attaching to Concept HMI, CC2000, CC4000). Includes safety stop and maintenance-free bearing. RAL 9005 black finish. Die-cast aluminum construction. Includes installation instructions, gaskets and enclosure mounting hardware.

Note: The maximum weight a medium swing arm can support depends on the length of the arm and the system structure. See diagram in the mounting instructions.

Item no.
S2MA48



Human Machine Interface

Swing Arm System

Accessories

Vertical motion pedestal, S2M10VP

- Additional information:

Height-adjustable tubes allow enclosure to be positioned at the optimal viewing height for different operators. Requires the 48-mm Round Tube Flange Coupling (S2MFC48) and Adapter (S2MA48) for attachment to Hoffman enclosures with a 60 x 60-mm hole pattern (i.e., required for attaching to Concept HMI, CC2000, CC4000). Adjustable from 1130 mm (44.49 in.) to 1380 mm (54.33 in.) with internal gas springs. Four models support loads ranging from 11 to 77 lb. (4.9 to 34.9 kg). Height is fixed in place at any position by the locking handle. Cables are separated from gas springs inside the tube. Internal strain-relief for cables inside the tube. Can be attached to Small Pedestal Base, Large Pedestal Base, Vertical Wall Joint, Wall Flange, Rotary Base, Elbow or Rotatable Elbow. Aluminum construction. Tube cannot be inverted for overhead mounting on the enclosure. The weight of the coupling, adapter plate, enclosure and internal components must be factored into the load when selecting a tube.
- Note:

The maximum weight a medium swing arm can support depends on the length of the arm and the system structure. See diagram in the mounting instructions.

Item no.	Load capacity
S2M10VP22	22 lb, 10 kg
S2M10VP37	37 lb, 17 kg
S2M10VP57	57 lb, 26 kg
S2M10VP77	77 lb, 35 kg



Small pedestal base, S2MPBS

- Additional information:

Tubes attach directly to Small Pedestal Base. RAL 9005 black finish. Constructed from 3/8-in. thick steel plate. Includes installation instructions, cable ties and tube setscrews. Surface mounting hardware is not provided. Compatible with accessory casters and levelers. Supports loads per Load Rating Graph.
- Note:

The maximum weight a medium swing arm can support depends on the length of the arm and the system structure. See diagram in the mounting instructions.

Item no.
S2MPBS



Light signal adapter rectangle, S2MLSAE

- Additional information:

Light signal adapters are available in either round or elbow cover versions and provide a means for attaching signal lights. Signal lights are not included. Gray composite cover caps include a gasket, attachment hardware and post and replace the caps provided with other system components.
- Note:

The maximum weight a medium swing arm can support depends on the length of the arm and the system structure. See diagram in the mounting instructions.

Item no.
S2MLSAE



Light signal adapter round, S2MLSAR

Additional information:	Light signal adapters are available in either round or elbow cover versions and provide a means for attaching signal lights. Signal lights are not included. Gray composite cover caps include a gasket, attachment hardware and post and replace the caps provided with other system components.		
Note:	The maximum weight a medium swing arm can support depends on the length of the arm and the system structure. See diagram in the mounting instructions.		
<table><tr><th>Item no.</th></tr><tr><td>S2MLSAR</td></tr></table>		Item no.	S2MLSAR
Item no.			
S2MLSAR			



Rotation limiters, S2MRL

Additional information:	Rotation limiters can be retro-fitted on coupling and joint components and are adjustable in increments of 13.7 degrees. Limits rotation of couplings and joints which normally rotate 300 degrees. The kit includes ten steel balls, plug and installation instructions.		
Note:	The maximum weight a medium swing arm can support depends on the length of the arm and the system structure. See diagram in the mounting instructions.		
<table><tr><th>Item no.</th></tr><tr><td>S2MRL</td></tr></table>		Item no.	S2MRL
Item no.			
S2MRL			



Tube hole plugs, S2MTHP

Additional information:	Plastic hole plugs cover up the set screws in the tubes. Kit includes 50 hole plugs. Hole plugs are not needed to maintain the suspension system's NEMA Type 12 rating but provide an attractive smooth finish for the tube. RAL 9006 white aluminum color.		
Note:	The maximum weight a medium swing arm can support depends on the length of the arm and the system structure. See diagram in the mounting instructions.		
<table><tr><th>Item no.</th></tr><tr><td>S2MTHP</td></tr></table>		Item no.	S2MTHP
Item no.			
S2MTHP			







05 Thermal Management

Cooling Units

Vertical, Slim Fit.....	502
Vertical, SpectraCool Narrow.....	506
Vertical, SpectraCool Indoor SS.....	508
Vertical, CUVN.....	510
Vertical, T-Series.....	512
Outdoor, CUON.....	514
Outdoor, SpectraCool with advanced corrosion protection.....	516
Roof, CUH.....	518
Thermoelectric coolers, TE.....	520

Vortex

Vortex Cooler, BP.....	522
High Temperature Vortex Cooler, HT.....	526
Accessories.....	528

Air-Water Heat Exchangers

Vertical, PWS.....	530
Roof, PWD.....	532

Hazardous Location Cooling

Hazardous Location Cooling Units, NHZ.....	534
Hazardous Location Vortex, VHL.....	536

Ventilation

Vertical, EF / EFP / EFA / EFAP.....	538
Roof, RFU / REU.....	550

Heating & Anticondensation

Heaters, EGK / EHG / ECH / ECHT.....	558
Fanheaters, EGL / EHV / ECR.....	561
Pressure compensation, EDA / EDAS.....	564
Drain Plug, DWP / PDV.....	566

Control

Thermostat, EFR / ETR.....	568
Hygostat, ETF.....	572

Hazardous Location Heating

Heaters, DAHHL, HLHEAT.....	574
Thermostats, HLTSTAT, HLTERMNC.....	575

Thermal Management

Cooling units

Slim Fit indoor cooling unit

IP54



Description:

The Slim Fit indoor air conditioner has extensive features and options. The units have an attractive design that also help optimize the air flow. The units are delivered with a smart controller. The standard unit has three mounting options: Surface, partial recess and fully recess mount, that are easy to change. The air conditioners are available for a cooling range from 300 W to 4000 W. All units are equipped with active condensate management with a heater strip. The factory thermostat setting is 35 °C.

Type of connection:

Terminal block.

Material:

Galvanized steel powder coated. Aesthetic designed plastic cover to optimize air flow.

Temperature limits inside:

+20 °C... + 55 °C

Temperature limits outside:

+10 °C... + 55 °C

Protection:

IP54 | TYPE 12

Finish:

Powder Coat Semi-textured RAL 7035 Light Grey Standard.



IP54

H	W	D	Cooling capacity L35L35 (W)	Cooling capacity L35L50 (W)	Max power consumption L35/L35 (W at 50/60Hz)	Item no.
550	280	140	370/420	190/230	270/300	S060316G031
550	280	140	370/420	190/230	300/320	S060326G031
550	280	140	370/420	190/230	270/300	S060316G041*
550	280	140	370/420	190/230	300/320	S060326G041*
550	280	206	550/640	320/380	450/480	S060526G031
550	280	206	550/640	320/380	450/470	S060516G031
550	280	206	550/640	320/380	450/470	S060516G041*
550	280	206	550/640	320/380	450/480	S060526G041*
950	400	259	1300/1380	900/1000	810/1010	S101016G031
950	400	259	1300/1380	900/1000	670/800	S101026G031
950	400	259	1300/1380	900/1000	750/960	S101046G031
950	400	259	1300/1380	900/1000	810/1010	S101016G041*
950	400	259	1300/1380	900/1000	670/800	S101026G041*
950	400	259	1300/1380	900/1000	750/960	S101046G041*
950	400	259	1800/1880	1300/1380	850/1040	S101516G031
950	400	259	1800/1880	1300/1380	850/1040	S101526G031
950	400	259	1800/1880	1300/1380	930/1130	S101546G031
950	400	259	1800/1880	1300/1380	850/1040	S101516G041*
950	400	259	1800/1880	1300/1380	850/1040	S101526G041*
950	400	259	1800/1880	1300/1380	930/1130	S101546G041*
1580	400	259	2200/2400	1820/1900	930/1090	S162016G031
1580	400	259	2200/2400	1820/1900	940/1140	S162026G031
1580	400	259	2200/2400	1820/1900	900/1180	S162046G031
1580	400	259	2200/2400	1820/1900	930/1090	S162016G041*
1580	400	259	2200/2400	1820/1900	940/1140	S162026G041*
1580	400	259	2200/2400	1820/1900	900/1180	S162046G041*
1580	400	259	2680/2800	2200/2300	1230/1420	S162516G031
1580	400	259	2680/2800	2200/2300	1320/1650	S162526G031
1580	400	259	2680/2800	2200/2300	1150/1510	S162546G031
1580	400	259	2680/2800	2200/2300	1230/1420	S162516G041*
1580	400	259	2680/2800	2200/2300	1320/1650	S162526G041*
1580	400	259	2680/2800	2200/2300	1150/1510	S162546G041*
1580	500	340	4000/4500	3050/3450	1543/2073	S164046G031
1580	500	340	4000/4500	3050/3450	1543/2073	S164046G041*

Dimensional table | Slim Fit indoor cooling unit

IP54

Power supply (V/ph/Hz)	Max. Nominal current (A)	Starting current (A)	Noise level (dB)	Weight (kg)	Item no.
115 / 1 / 50-60	4/3,8	13/13	68	13	S060316G031
230 / 1 / 50-60	1,8/1,7	6/6/	68	13	S060326G031
115 / 1 / 50-60	4/3,8	13/13	68	13	S060316G041*
230 / 1 / 50-60	1,8/1,7	6/6/	68	13	S060326G041*
230 / 1 / 50-60	2,6/2,9	9/10	68	15	S060526G031
115 / 1 / 50-60	6,5/6,1	21/20	68	15	S060516G031
115 / 1 / 50-60	6,5/6,1	21/20	68	15	S060516G041*
230 / 1 / 50-60	2,6/2,9	9/10	68	15	S060526G041*
115 / 1 / 50-60	9,6/10,2	32/34	71	39	S101016G031
230 / 1 / 50-60	4,1/5,5	14/18	71	39	S101026G031
400 / 1 / 50... 460 / 1 / 60	2,1/2,4	7/8	71	45	S101046G031
115 / 1 / 50-60	9,6/10,2	32/34	71	39	S101016G041*
230 / 1 / 50-60	4,1/5,5	14/18	71	39	S101026G041*
400 / 1 / 50... 460 / 1 / 60	2,1/2,4	7/8	71	45	S101046G041*
115 / 1 / 50-60	9,6/10,2	32/34	73	43	S101516G031
230 / 1 / 50-60	5,1/6,7	17/22	73	43	S101526G031
400 / 3 / 50... 460 / 3 / 60	2,1/2,4	7/8	73	43	S101546G031
115 / 1 / 50-60	9,6/10,2	32/34	73	43	S101516G041*
230 / 1 / 50-60	5,1/6,7	17/22	73	43	S101526G041*
400 / 3 / 50... 460 / 3 / 60	2,1/2,4	7/8	73	43	S101546G041*
115 / 1 / 50-60	11,1/12,5	37/41	70	68	S162016G031
230 / 1 / 50-60	5,7/7,2	19/24	70	68	S162026G031
400 / 3 / 50... 460 / 3 / 60	2,2/2,6	7/9	70	68	S162046G031
115 / 1 / 50-60	11,1/12,5	37/41	70	68	S162016G041*
230 / 1 / 50-60	5,7/7,2	19/24	70	68	S162026G041*
400 / 3 / 50... 460 / 3 / 60	2,2/2,6	7/9	70	68	S162046G041*
115 / 1 / 50-60	16,1/16,9	53/56	72	70	S162516G031
230 / 1 / 50-60	8,0/10,1	26/33	72	70	S162526G031
400 / 3 / 50... 460 / 3 / 60	3,2/3,4	11/11	72	70	S162546G031
115 / 1 / 50-60	16,1/16,9	53/56	72	70	S162516G041*
230 / 1 / 50-60	8,0/10,1	26/33	72	70	S162526G041*
400 / 3 / 50... 460 / 3 / 60	3,2/3,4	11/11	72	70	S162546G041*
400 / 3 / 50... 460 / 3 / 60	4,2/4,4	14/15	72	92	S164046G031
400 / 3 / 50... 460 / 3 / 60	4,2/4,4	14/15	72	92	S164046G041*

*Includes a comm-board for remote access control



Thermal Management

Cooling units

SpectraCool Narrow Compact Indoor

IP54

**Description:**

SpectraCool Narrow Compact indoor is the air conditioning solution for the smaller enclosures that requires an AC unit. Units have an active condensate management. Cleanable, reusable aluminium mesh filter protects coils for maximum cooling performance. The mechanical thermostat is inside the unit. The factory setting is 27 °C.

Type of connection:

Terminal block.

Material:

Galvanized steel powder coated. Note: The items made in stainless steel, are manufactured from stainless steel AISI 304.

Temperature limits inside:

+22 °C ... +45 °C.

Temperature limits outside:

-40 °C ... +55 °C.

Protection:

IP54 | TYPE 12.

Finish:

RAL 7035 for the galvanized steel versions.



Dimensional table | SpectraCool Narrow Compact Indoor

05

Thermal Management

IP54

H	W	D	Cooling capacity L35/L35 (W)	Cooling capacity L55/L55 (W)	Max power consumption (W at 50/60Hz)	Item no.
419	191	160	237/280	270/281	330/345	N160126G050
419	191	160	278/278	240/240	360/403	N160116G050
531	254	251	571/645	586/637	805	N210226G050
531	254	251	571/645	586/637	700/805	N210216G050
419	191	160	237/280	270/281	330/345	N160126G051*
419	191	160	278/278	240/240	360/403	N160116G051*
531	254	251	571/645	586/637	805	N210226G051*
531	254	251	571/645	586/637	700/805	N210216G051*

Power supply (V/ph/Hz)	Max. Nominal current (A)	Starting current (A)	Noise level (dB)	Weight (kg)	Item no.
230 / 1 / 50-60	1,5/1,5	3,3/3,1	63	12	N160126G050
115 / 1 / 50-60	3,6/3,5	8,0/9,2	63	12	N160116G050
230 / 1 / 50-60	3,5/3,5	7,6	66	25	N210226G050
115 / 1 / 50-60	7,0/7,0	19	66	25	N210216G050
230 / 1 / 50-60	1,5/1,5	3,3/3,1	63	12	N160126G051*
115 / 1 / 50-60	3,6/3,5	8,0/9,2	63	12	N160116G051*
230 / 1 / 50-60	3,5/3,5	7,6	66	25	N210226G051*
115 / 1 / 50-60	7,0/7,0	19	66	25	N210216G051*

*Made in stainless steel

Thermal Management

Cooling units

SpectraCool Indoor/Outdoor G-Series SS

IP56 | TYPE 4X

**Description:**

SpectraCool Indoor G-Series in stainless steel is the air conditioning solution for rugged factory environments. Units have an active condensate management. Cleanable, reusable aluminium mesh filter protects coils for maximum cooling performance. The mechanical thermostat is inside the unit. The factory setting is 27 °C.

Type of connection:

Terminal block.

Material:

Stainless steel type 304.

Temperature limits inside:

+22 °C ... +45 °C.

Temperature limits outside:

-40 °C ... +55 °C.

Protection:

IP56 | TYPE 4X.

Finish:

Brushed stainless steel.



Dimensional table | SpectraCool Indoor/Outdoor G-Series SS

05

Thermal Management

IP56 | TYPE 4X

H	W	D	Cooling capacity L35/L35 (W)	Cooling capacity L55/L55 (W)	Max power consumption (W at 50/60Hz)	Item no.
726.2	432.1	284	967/1000	1084	465/1055	G280416G051
726.2	432.1	258.6	1260/1364	1347/1435	1058/1334	G280426G051
726.2	432.1	258.6	1267/1364	1347/1435	680/874	G280446G051
726.2	432.1	258.6	1641/1758	1757/1874	1138,5/1311	G280616G051
726.2	432.1	258.6	1641/1758	1757/1874	1058/1334	G280626G051
726.2	432.1	258.6	1481/1666	1581/1757	680/874	G280646G051
1338	435	296	1758/1992	2139/2403	1250/1415	G520816G051
1338	435	296	1758/1992	2139/2403	1250/1415	G520826G051
1338	435	296	2168/2402	2578/2871	806/957	G520846G051
1338	435	296	2900/3135	3516/3662	2100/2427	G521216G051
1338	435	296	2900/3135	3516/3662	1830/2130	G521226G051
1338	435	296	2900/3135	3252/3516	910/1106	G521246G051
1465.4	530.10	388.10	4689/5275	5129/5744	4508/5106	G572026G051
1465.4	530.10	388.10	5656/6272	6272/6857	2400/3128	G572046G051

Power supply (V/ph/Hz)	Max. Nominal current (A)	Starting current (A)	Noise level (dB)	Weight (kg)	Item no.
115 / 1 / 50-60	10,4/10,1	36,2	68	38	G280416G051
230 / 1 / 50-60	4,6/5,8	17,7	68	38	G280426G051
400 / 3 / 50... 460 / 3 / 60	1,7/1,9	7,7	68	38	G280446G051
115 / 1 / 50-60	9,9/11,4	36,2	68	38	G280616G051
230 / 1 / 50-60	4,6/5,8	17,7	68	38	G280626G051
400 / 3 / 50... 460 / 3 / 60	1,7/1,9	7,7	68	38	G280646G051
115 / 1 / 50-60	11,2/12,3	48	68	58.10	G520816G051
230 / 1 / 50-60	5,6/7,0	27	68	58.10	G520826G051
400 / 3 / 50... 460 / 3 / 60	3,1/3,2	16	68	62.60	G520846G051
115 / 1 / 50-60	16,1/21,0	57	68	59.40	G521216G051
230 / 1 / 50-60	9,1/10,6	38	68	59.40	G521226G051
400 / 3 / 50... 460 / 3 / 60	3,6/3,5	16	68	64	G521246G051
230 / 1 / 50-60	19,6/22,2	63	74,1	89	G572026G051
400 / 3 / 50... 460 / 3 / 60	6,0/6,8	27	74,1	89	G572046G051

Thermal Management

Cooling units

Vertical mounted cooling units | CUVN

IP 54 | TYPE 12

**Description:**

High performance cooling unit for vertical installation. The unit is external mounted, in order to maximize the space inside the enclosure. The air conditioners cover a cooling range from 360 W to 5950 W. Common to all models is the self cleaning condenser coil, which eliminates the necessity for an air filter and therefore avoiding standard maintenance. The cooling capacity for specific conditions are indicated in the diagrams. All models above 1000 W are equipped with condensation dissipator. Digital display is installed on all models above 500W. Ozone friendly refrigerant R134a.

Type of connection:

Terminal included.

Material:

Galvanized steel powder coated. Note: The items ending in "SS" are manufactured from stainless steel AISI 304. Stainless steel AISI 316 is available on request.

Temperature limits inside:

+25 °C to +45 °C.

Temperature limits outside:

+20 °C to +55 °C.

Protection:

IP 54 | TYPE 12.

Finish:

RAL 7035 for the galvanized steel versions.

Pack quantity:

One unit.



IP 54 | TYPE 12

H	W	D	Cooling capacity L35L35 (W)	Cooling capacity L35L50 (W)	Power consumption L35L50 (W)	Power supply (V/ph/Hz)	Item no.
443	324	206	360 - 380	220 - 240	220	230 / 1 / 50 - 60	CUVN03602
642	313	223	550 - 580	390	310 - 340	230 / 1 / 50 - 60	CUVN05502
642	313	223	850 - 900	620 - 700	420 - 600	230 / 1 / 50 - 60	CUVN08502
912	410	248	1050 - 1150	840 - 890	510 - 650	230 / 1 / 50 - 60	CUVN10502
912	410	248	1500 - 1600	1200 - 1280	750 - 825	230 / 1 / 50 - 60	CUVN15002
1005	409	263	1500	1200	890	400 - 3 - 50 / 460 - 3 - 60	CUVN15004
1005	409	263	2100 - 2200	1750 - 1850	1120 - 1240	230 / 1 / 50 - 60	CUVN21002
1005	409	263	2100	1800	1200	400 - 3 - 50 / 460 - 3 - 60	CUVN21004
1217	511	347	3000 - 3150	2400 - 2600	1370 - 1510	230 / 1 / 50 - 60	CUVN30002
1217	511	347	3000	2500	1510	400-3-50 / 460-3-60	CUVN30004
1217	511	347	4000 - 4100	3000 - 3300	1730 - 1950	230 / 1 / 50 - 60	CUVN40502
1217	511	347	4050	3260	1950	400 - 3 - 50 / 460 - 3 - 60	CUVN40504
1405	554	404	5950	4850	2670 - 3600	400 - 3 - 50 / 460 - 3 - 60	CUVN59504
443	324	206	360 - 380	220 - 240	190 - 220	230 / 1 / 50-60	CUVN03602SS
642	313	223	550 - 580	410 - 430	310 - 340	230 / 1 / 50 - 60	CUVN05502SS
642	313	223	850 - 900	620 - 700	420 - 600	230 / 1 / 50 - 60	CUVN08502SS
912	410	248	1050 - 1150	840 - 890	510 - 650	230 / 1 / 50 - 60	CUVN10502SS
912	410	248	1500 - 1600	1200 - 1280	750 - 825	230 / 1 / 50 - 60	CUVN15002SS
1005	409	263	1500	1200	890	400 - 3 - 50 / 460 - 3 - 60	CUVN15004SS
1005	409	263	2100 - 2200	1750 - 1850	1120 - 1240	230 / 1 / 50 - 60	CUVN21002SS
1005	409	263	2100	1800	1200	400 - 3 - 50 / 460 - 3 - 60	CUVN21004SS
1217	511	347	3000 - 3150	2400 - 2600	1370 - 1510	230 / 1 / 50 - 60	CUVN30002SS
1217	511	347	3000	2500	1510	400 - 3 - 50 / 460 - 3 - 60	CUVN30004SS
1217	511	347	4000 - 4100	3000 - 3300	1730 - 1950	230 / 1 / 50 - 60	CUVN40502SS
1217	511	347	4050	3260	1950	400 - 3 - 50 / 460 - 3 - 60	CUVN40504SS
1405	554	404	5950	4850	2670 - 3600	400 - 3 - 50 / 460 - 3 - 60	CUVN59504SS

Max. running current (A)	Starting current (A)	Pre-fuse (A)	Noise level (dB)	Weight (kg)	Item no.
1.7	9.8	15	55	18.89	CUVN03602
2.1	7.5	15	61	25.56	CUVN05502
3.9	20	15	64	30	CUVN08502
3.6	18	15	65	48.89	CUVN10502
4.5	28	15	65	51.11	CUVN15002
2.37	20	15	65	53.33	CUVN15004
6.3	34	15	69	53.33	CUVN21002
3.62	22	15	69	53.33	CUVN21004
8	35	15	69	83.33	CUVN30002
4.85	19	15	69	88.89	CUVN30004
8.3	35	15	70	88.89	CUVN40502
5.96	19	15	70	94.44	CUVN40504
8.11	53	15	73.5	111.11	CUVN59504
1.7	9.8	15	55	18.89	CUVN03602SS
2.1	15	15	61	25.56	CUVN05502SS
3.9	20	15	64	30	CUVN08502SS
3.6	18	15	65	48.89	CUVN10502SS
4.5	28	15	65	51.11	CUVN15002SS
2.37	20	15	65	53.33	CUVN15004SS
6.3	34	15	69	53.33	CUVN21002SS
3.62	22	15	69	53.33	CUVN21004SS
8	35	15	69	83.33	CUVN30002SS
4.85	19	15	69	88.89	CUVN30004SS
8.3	35	15	70	88.89	CUVN40502SS
5.96	19	15	70	94.44	CUVN40504SS
8.11	53	15	73.5	111.11	CUVN59504SS

Note: The items ending in "SS" are manufactured from stainless steel AISI 304. Stainless steel AISI 316 is available on request.

Thermal Management

Cooling units

T-Series outdoor air conditioner

IP56 | TYPE 4, 4X



Description:

The T-Series outdoor air conditioner has a proven robust design for rugged environments. All standard models are equipped with head pressure control for low ambient operation, compressor heater, coated condenser coil, malfunction switch, thermostat and heater package. The unit is designed for a compact footprint and equipped with easy-mount flanges for simple installation. It is delivered with a cleanable, reusable aluminium mesh filter. Non stainless steel versions are equipped with a heater as standard. All units are equipped with a reliable mechanical thermostat for mounting on the side of an enclosure. Factory thermostat setting for cooler is 27 °C . The factory setting for heater is 13 °C.

Type of connection:

1,8 Meter cord with NEMA 5-15 plug.

Material:

Galvanized steel powder coated or Stainless steel.

Temperature limits inside:

+20 °C ... +55 °C.

Temperature limits outside:

-40 °C ... +55 °C.

Protection:

IP56 | TYPE 4X.

Finish:

RAL 7035 light-grey, semi-textured powder-coat paint standard. SS version is not painted.



Dimensional table | T-Series outdoor air conditioner

05

Thermal Management

IP56 | TYPE 4, 4X

H	W	D	Cooling capacity L35/L35 (W)	Cooling capacity L55/L55 (W)	Max power consumption L35/L35 (W at 50/60Hz)	Item no.
400	191	160	278	240	360/403	T150116G150
400	191	160	237/280	270/281	330/345	T150126G150
508	254	251	571/645	586/637	700/805	T200216G150
508	254	251	571/645	586/637	805	T200226G150
737	432	287	1025/1143	1157/1245	1163/1222	T290416G150
737	432	287	1025/1143	1157/1245	1587/1564	T290426G150
1092	400	279	1611/1729	1857/1957	1058/989	T430616G150
1092	400	279	1600/1713	1910/1985	1012/874	T430626G150
1092	400	279	1740/1965	2193/2407	1196/1242	T430826G150
1092	400	279	1875/2080	2326/2528	1196/1288	T430816G150
1092	400	279	2245/2460	2832/3015	1829/2289	T431016G150
1092	400	279	2478/2589	2941/3126	2070	T431026G150
1270	483	281	2725/2945	2939/3516	1804/2139	T501226G150
1346	533	330	4640/5300	5418/5987	3105/3703	T531926G150
400	191	160	278	240	360/403	T150116G152*
400	191	160	237/280	270/281	330/345	T150126G104*
508	254	251	571/645	586/637	700/805	T200216G155*
508	254	251	571/645	586/637	805	T200226G103*
737	432	287	1025/1143	1157/1245	1163/1222	T290416G159*
737	432	287	1025/1143	1157/1245	1587/1564	T290426G161*
1092	400	279	1611/1729	1857/1957	1058/989	T430616G102*
1092	400	279	1600/1713	1910/1985	1012/874	T430626G159*
1092	400	279	1740/1965	2193/2407	1196/1242	T430826G108*
1092	400	279	1875/2080	2326/2528	1196/1288	T430816G153*
1092	400	279	2245/2460	2832/3015	1829/2289	T431016G102*
1092	400	279	2478/2589	2941/3126	2070	T431026G104*
1270	483	281	2725/2945	2939/3516	1804/2139	T501226G125*
1346	533	330	4640/5300	5418/5987	3105/3703	T531926G109*

Power supply (V/ph/Hz)	Max. Nominal current (A)	Starting current (A)	Noise level (dB)	Weight (kg)	Item no.
115 / 1 / 50-60	3,6/3,5	8,0/9,2	63	12	T150116G150
230 / 1 / 50-60	1,5/1,5	3,3/3,1	63	12	T150126G150
115 / 1 / 50-60	7,0/7,0	19	66	25	T200216G150
230 / 1 / 50-60	3,5/3,5	7,6	66	25	T200226G150
115 / 1 / 50-60	13,8/12,8	48	67	49	T290416G150
230 / 1 / 50-60	6,9/6,8	23	67	49	T290426G150
115 / 1 / 50-60	9,2/8,6	57,2	65,7	57	T430616G150
230 / 1 / 50-60	4,4/3,8	27	65,7	57	T430626G150
230 / 1 / 50-60	5,2/5,4	27	65,7	57	T430826G150
115 / 1 / 50-60	10,4/11,2	48,3	65,7	57	T430816G150
115 / 1 / 50-60	15,9/19,9	57	73,3	57	T431016G150
230 / 1 / 50-60	9	38	73,3	57	T431026G150
230 / 1 / 50-60	8,2/9,3	38	68	75	T501226G150
230 / 1 / 50-60	13,5/16,1	54	76	90	T531926G150
115 / 1 / 50-60	3,6/3,5	8,0/9,2	63	12	T150116G152*
230 / 1 / 50-60	1,5/1,5	3,3/3,1	63	12	T150126G104*
115 / 1 / 50-60	7,0/7,0	19	66	25	T200216G155*
230 / 1 / 50-60	3,5/3,5	7,6	66	25	T200226G103*
115 / 1 / 50-60	13,8/12,8	48	67	49	T290416G159*
230 / 1 / 50-60	6,9/6,8	23	67	49	T290426G161*
115 / 1 / 50-60	9,2/8,6	57,2	65,7	57	T430616G102*
230 / 1 / 50-60	4,4/3,8	27	65,7	57	T430626G159*
230 / 1 / 50-60	5,2/5,4	27	65,7	57	T430826G108*
115 / 1 / 50-60	10,4/11,2	48,3	65,7	57	T430816G153*
115 / 1 / 50-60	15,9/19,9	57	73,3	57	T431016G102*
230 / 1 / 50-60	9	38	73,3	57	T431026G104*
230 / 1 / 50-60	8,2/9,3	38	68	75	T501226G125*
230 / 1 / 50-60	13,5/16,1	54	76	90	T531926G109*

*Items are manufactured from stainless steel

Thermal Management

Cooling units

Outdoor | CUON

IP 55 | TYPE 4, 4X



Description:

High performance cooling unit for vertical installation. CUON is the air conditioning solution for critical environments, when the air conditioner is installed outdoors. The unit is external mounted in order to maximize space inside the enclosure. Common to all models is the self cleaning condenser coil, which eliminates the necessity for an air filter, avoiding standard maintenance. The thermostat is inside the unit and is adjustable between 25 °C and 45 °C with the Electronic Key-Pad (CUK01), which is available as an accessory. The factory setting is 35 °C. The cooling unit can also be supplied with a mechanically adjustable thermostat upon request. Ozone friendly refrigerant R134a.

Type of connection:

Terminal included.

Material:

Galvanized steel powder coated. The items ending in "SS" are manufactured from stainless steel AISI 304. Stainless steel AISI 316 is available on request.

Temperature limits inside:

+25 °C to +45 °C.

Temperature limits outside:

-40 °C to +55 °C.

Protection:

IP 55 | TYPE 4, 4X.

Finish:

RAL 7035 for the galvanized steel versions.



IP 55 | TYPE 4, 4X

H	W	D	Cooling capacity L35L35 (W)	Cooling capacity L35L50 (W)	Power consumption L35L50 (W)	Power supply (V/ph/Hz)	Item no.
634	314	235	550 - 580	410 - 430	320 - 390	230 / 1 / 50 - 60	CUON05502
634	314	235	850 - 900	620 - 700	420 - 600	230 / 1 / 50 - 60	CUON08502
906	410	272	1100 - 1150	840 - 890	510 - 650	230 / 1 / 50 - 60	CUON10502
906	410	272	1500 - 1600	1200 - 1280	750 - 825	230 / 1 / 50 - 60	CUON15002
999	409	286	1500	1200	890	400 - 3 - 50 / 460 - 3 - 60	CUON15004
996	409	286	2100 - 2200	1750 - 1850	1120 - 1240	230 / 1 / 50 - 60	CUON21002
996	409	286	2100	1800	1200	400-3-50 / 460-3-60	CUON21004
1211	511	356	4000 - 4100	3000 - 3300	1730 - 1950	230 / 1 / 50 - 60	CUON40502
1211	511	356	4050	3260	1950	400 - 3 - 50 / 460 - 3 - 60	CUON40504
634	314	235	550 - 580	410 - 430	320 - 390	230 / 1 / 50 - 60	CUON05502SS
634	314	235	850 - 900	620 - 700	420 - 600	230 / 1 / 50 - 60	CUON08502SS
906	410	272	1100 - 1150	840 - 890	510 - 650	230 / 1 / 50 - 60	CUON10502SS
906	410	272	1500 - 1600	1200 - 1280	750 - 825	230 / 1 / 50 - 60	CUON15002SS
999	409	286	1500	1200	890	400 - 3 - 50 / 460 - 3 - 60	CUON15004SS
999	409	286	2100 - 2200	1750 - 1850	1120 - 1240	230 / 1 / 50 - 60	CUON21002SS
999	409	286	2100	1800	1200	400 - 3 - 50 / 460 - 3 - 60	CUON21004SS
1211	511	356	4000 - 4100	3000 - 3300	1730 - 1950	230 / 1 / 50 - 60	CUON40502SS
1211	511	356	4050	3260	1950	400 - 3 - 50 / 460 - 3 - 60	CUON40504SS

Max. running current (A)	Starting current (A)	Pre-fuse (A)	Noise level (dB)	Weight (kg)	Item no.
2.1	7.5	15	61	25.56	CUON05502
3.9	20	15	64	30	CUON08502
3.6	18	15	65	48.89	CUON10502
5.2	28	15	65	51.11	CUON15002
2.37	20	15	65	53.33	CUON15004
6.3	34	15	69	53.33	CUON21002
3.62	22	15	69	53.33	CUON21004
8.3	35	15	70	88.89	CUON40502
5.96	19	15	70	94.44	CUON40504
2.1	7.5	15	61	25.56	CUON05502SS
3.9	20	15	64	30	CUON08502SS
3.6	18	15	65	48.89	CUON10502SS
5.2	28	15	65	51.11	CUON15002SS
2.37	20	15	65	53.33	CUON15004SS
6.3	34	15	69	53.33	CUON21002SS
3.62	22	15	69	53.33	CUON21004SS
8.3	35	15	70	88.89	CUON40502SS
5.96	19	15	70	94.44	CUON40504SS

Note: The items ending in "SS" are manufactured from stainless steel AISI 304. Stainless steel AISI 316 is available on request.

Thermal Management

Cooling units

SpectraCool with advanced corrosion protection

N-series IP54 | Type 4X; G-series IP56 | Type 4X.



Description:

SpectraCool with advanced corrosion system is the air conditioning solution for environments that are exposed to harsh, corrosive, chemical elements. Units have an active condensate management. Cleanable, reusable aluminium mesh filter protects coils for maximum cooling performance. The mechanical thermostat is inside the unit. The factory setting is 27 °C.

Type of connection:

Terminal block.

Material:

Stainless steel 316. Two levels of corrosion protection: Level 1 - Protective coatings on all exposed copper tubing and solder joints, condenser coil and thermostat. Level 2 - All protective coatings in Level 1 plus a coated evaporator coil. Foam wrap added over protective coatings on thermostat. (Level 2 is available on request).

Temperature limits inside:

+22 °C ... +45 °C.

Temperature limits outside:

-40 °C ... +55 °C.

Protection:

N-series IP54 | TYPE 4X; G-series IP56 | TYPE 4X.

Finish:

No 4 brushed 316 stainless steel.



Dimensional table | SpectraCool with advanced corrosion protection

05

Thermal Management

N-series IP54 | Type 4X; G-series IP56 | Type 4X.

H	W	D	Cooling capacity L35L35 (W)	Cooling capacity L55/L55 (W)	Max power consumption (W at 50/60Hz)	Item no.
419	191	160	226/278	NA/240	360/403	N160116G102
419	191	160	237/280	270/281	330-345	N160126G102
531	254	251	571/645	586/637	700/805	N210216G102
531	254	251	571/645	586/637	805	N210226G102
726.2	432.1	284	967/1000	NA/1084	465/1055	G280416G102
726.2	432.1	258.6	1260/1364	1347/1435	465/1055	G280426G102
726.2	432.1	258.6	1267/1364	1347/1435	985/1199	G280446G102
726.2	432.1	258.6	1641/1758	1757/1874	1138,5/1311	G280616G102
726.2	432.1	258.6	1641/1758	1757/1874	1058/1334	G280626G102
726.2	432.1	258.6	1481/1666	1581/1757	985/1199	G280646G102
1338	435	296	1758/1992	2139/2403	1250/1415	G520816G102
1338	435	296	1758/1992	2139/2403	1250/1415	G520826G102
1338	435	296	2168/2402	2578/2871	806/957	G520846G102
1338	435	296	2900/3135	3516/3662	2100/2427	G521216G102
1338	435	296	2900/3135	3516/3662	1830/2130	G521226G102
1338	435	296	2540/2861	3064/3397	1610/2005	G521246G102
1465.4	530.10	388.10	4689/5275	5129/5744	4508/5106	G572026G102
1465.4	530.10	388.10	5656/6272	6272/6857	4017/5043	G572046G102

Power supply (V/ph/Hz)	Max. Nominal current (A)	Starting current (A)	Noise level (dB)	Weight (kg)	Item no.
115 / 1 / 50-60	3,8/3,7	8,0/9,2	63	12	N160116G102
230 / 1 / 50-60	1,6/1,6	3,3/3,1	63	12	N160126G102
115 / 1 / 50-60	7,2/7,2	19	66	25	N210216G102
230 / 1 / 50-60	3,6/3,6	7,6	66	25	N210226G102
115 / 1 / 50-60	10,6	36,2	68	38	G280416G102
230 / 1 / 50-60	5,8	17,7	68	38	G280426G102
400 / 3 / 50,,, 460 / 3 / 60	1,7/1,9	7,7	68	38	G280446G102
115 / 1 / 50-60	10,1/11,6	36,2	68	38	G280616G102
230 / 1 / 50-60	4,7/5,9	17,7	68	38	G280626G102
400 / 3 / 50,,, 460 / 3 / 60	1,7/1,9	7,7	68	38	G280646G102
115 / 1 / 50-60	11,4/12,5	48	68	58.10	G520816G102
230 / 1 / 50-60	5,7/7,1	27	68	58.10	G520826G102
400 / 3 / 50,,, 460 / 3 / 60	3,1/3,2	16	68	62.60	G520846G102
115 / 1 / 50-60	16,3/21,2	57	68	59.40	G521216G102
230 / 1 / 50-60	9,2/10,7	38	68	59.40	G521226G102
400 / 3 / 50,,, 460 / 3 / 60	3,2/3,5	20	68	64	G521246G102
230 / 1 / 50-60	16,7 / 22,3	63	74,1	89	G572026G102
400 / 3 / 50,,, 460 / 3 / 60	6,0/ 6,8	27	74,1	89	G572046G102

Thermal Management

Cooling units

Roof mounting cooling unit | CUH

IP 54



Description:

High performance cooling unit for roof mounting, the air conditioners cover a cooling capacity range from 600 W to 3800 W. Condensation management system, which prevents all condensation from penetrating into the enclosure. All models are equipped with a condensation dissipator, from 1400 W up to 3800 W units. Easy installation, with a quick release mounting frame. Common to all models is the self cleaning condenser coil, which eliminates the necessity for an air filter, avoiding standard maintenance. All models are equipped with digital display. The cooling capacity for specific conditions are indicated in the diagrams. Ozone friendly refrigerant R134a.

Type of connection:

Spring-type terminal included.

Material:

Mild steel powder coated.

Temperature limits inside:

+25 °C to +45 °C.

Temperature limits outside:

+20 °C to +55 °C.

Protection:

IP54.

Finish:

RAL 7035.

Pack quantity:

One unit.



IP 54

H	W	D	Cooling capacity L35L35 (W)	Cooling capacity L35L50 (W)	Power consumption L35L50 (W)	Power supply (V/ph/Hz)	Item no.
335	600	325	600	510	411	230 / 1 / 50 - 60	CUH06002
335	600	325	900	760	630	230 / 1 / 50 - 60	CUH09002
450	600	400	1400	1170	950	230 / 1 / 50 - 60	CUH14002
450	600	400	2000	1700	1200	230 / 1 / 50 - 60	CUH20002
480	800	450	3800	2700	1550	400 - 3 - 50 / 460 - 3 - 60	CUH38004

Max. running current (A)	Starting current (A)	Pre-fuse (A)	Side cabinet fan flow (m³/h)	Noise level (dB)	Weight (kg)	Item no.
3	16	4	575	63	32.15	CUH06002
4	15	6	575	67	335	CUH09002
5.5	17	8	575	58	51.95	CUH14002
7	22	10	860	62	55.15	CUH20002
3.5	7	8	1450	77	82.90	CUH38004

Thermal Management

Cooling units

Thermoelectric coolers

IP65 | TYPE 4, 4X

**Description:**

Our compact, low-profile coolers utilize the Peltier effect for cooling of small indoor and outdoor enclosures. No condensers, compressors, or filters are required, making the unit a reliable solution for demanding environments with low maintenance requirements.

Type of connection:

Terminal block.

Material:

Heat Sink, Anodized Aluminium. Shroud, Galvanized steel alternatively stainless steel.

Temperature limits:

-40 °C ... +55 °C.

Protection:

IP65 | TYPE 4, 4X.

Finish:

Powder Coat RAL 7035 Light Grey Standard. Stainless steel No.4 Brushed finish.



IP65 | TYPE 4, 4X

H	W	D	Nominal cooling watts	Input DC Voltage	Power consumption L35/L35 (W)	Item no.
230	123	176	52	24	89	TE090624020
236	128	176	52	24	89	TE090624010
236	128	176	52	24	89	TE090624011
300	153	188	94	24	162	TE121024020
305	157	189	94	24	162	TE121024010
305	157	189	94	24	162	TE121024011
300	153	188	94	48	162	TE121048020
305	157	189	94	48	162	TE121048010
400	180	184	166	24	295	TE162024020
405	187	185	166	24	295	TE162024010
405	187	185	166	24	295	TE162024011
400	180	184	166	48	295	TE162048020
405	187	185	166	48	295	TE162048010

Rated current (A) (55 C/55 C)	Feature	Weight (kg)	Item no.
4,4	Without shroud	2.70	TE090624020
4,4	Painted shroud	3.60	TE090624010
4,4	Stainles Steel shroud	3.60	TE090624011
8,5	Without shroud	3.90	TE121024020
8,5	Painted shroud	5	TE121024010
8,5	Stainles Steel shroud	5	TE121024011
4,4	Without shroud	3.90	TE121048020
4,4	Painted shroud	5	TE121048010
14,7	Without shroud	6.70	TE162024020
14,7	Painted shroud	8.40	TE162024010
14,7	Stainles Steel shroud	8.40	TE162024011
7,6	Without shroud	6.70	TE162048020
7,6	Painted shroud	8.40	TE162048010

Thermal Management

Vortex Range

Vortex cooler | BP

IP 66 | TYPE 4X

**Description:**

Compact, reliable and low cost way to cool and purge enclosures. It produces cold air from compressed air, with no moving parts. The easy mounting through a standard electrical knockout makes this solution especially suitable to be installed even when the enclosures are already in the field. For a continuous Vortex operating, relative humidity inside the enclosure is maintained below 45%, no moisture condenses inside the enclosure (the enclosure must be sealed). Most TYPE 4 and 4X units include a silencer to minimize the noise. The coolers must be installed vertically to maintain the protection degree.

Material:

Internal Vortex tube manufactured in stainless steel. External cover, BP TYPE 12 in plastic and aluminium, BP TYPE 4 in aluminium, and 4X in stainless steel.

Protection:

Depending on type, up to IP66 | TYPE 4X.

Pack quantity:

Vortex cooler with mounting accessories.



IP 66 | TYPE 4X

IP 54 | TYPE 12, Aluminium

H	Cooling Capacity (W)	Air flow (l/min)	Noise (dB)	Silencer included	Low pressure relief valve	Installation cut-out diam. (mm)	Air inlet	Weight (kg)	Item no.
131	162	227	78	No	No	22	1/8"	0.20	BP4008
203	293	425	87	No	No	29	1/4"	0.35	BP4015
203	586	850	88	No	No	29	1/4"	0.35	BP4030
203	820	1133	93	No	No	29	1/4"	0.35	BP4040

IP 66 | TYPE 4, Aluminium

H	Cooling Capacity (W)	Air flow (l/min)	Noise (dB)	Silencer included	Low pressure relief valve	Installation cut-out diam. (mm)	Air inlet	Weight (kg)	Item no.
126	162	227	78	No	Yes	33	1/8"	0.35	BP4608
185	293	425	73	Yes	Yes	48	1/4"	0.45	BP4615
185	586	850	74	Yes	Yes	48	1/4"	0.50	BP4630
185	820	1133	78	Yes	Yes	48	1/4"	1	BP4640

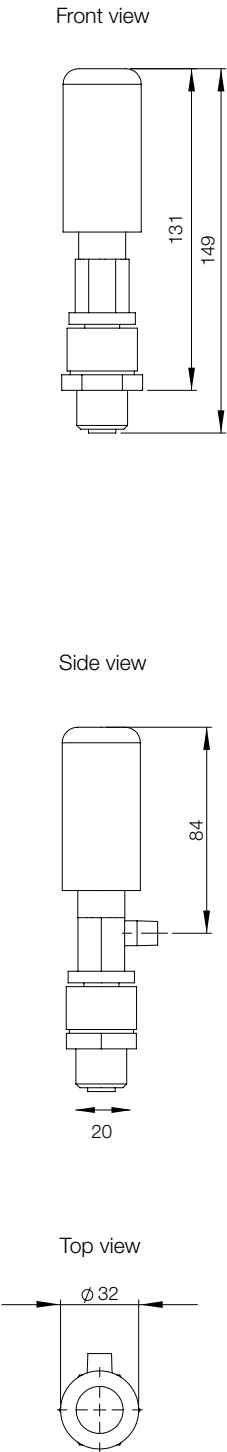
IP 66 | TYPE 4X, Stainless steel

H	Cooling Capacity (W)	Air flow (l/min)	Noise (dB)	Silencer included	Low pressure relief valve	Installation cut-out diam. (mm)	Air inlet	Weight (kg)	Item no.
126	162	227	78	No	Yes	33	1/8"	0.35	BP4608SS
185	293	425	73	Yes	Yes	48	1/4"	0.45	BP4615SS
185	586	850	74	Yes	Yes	48	1/4"	2.25	BP4630SS
185	820	1133	78	Yes	Yes	48	1/4"	1	BP4640SS

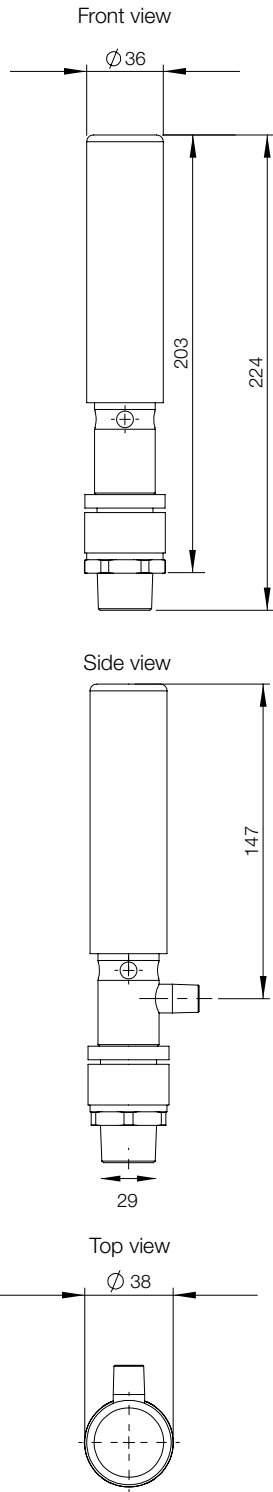
Cooling capacity is calculated with pressured air being 20 °C and having 7-bar pressure.

Dimensional drawing | BP

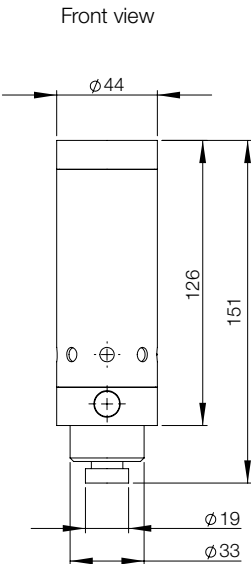
BP 4008



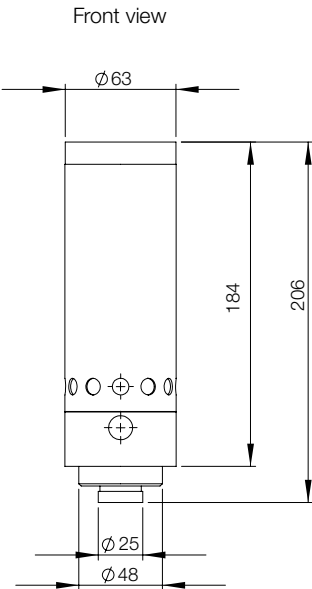
BP4015 / BP4030 / BP4040



BP4608 / BP4608SS



BP4615 / BP4630 / BP4640
BP4615SS / BP4630SS / BP4640SS



Thermal Management

Vortex Range

High temperature vortex cooler | HT

IP 66 | TYPE 4X

**Description:**

Compact and reliable way to cool enclosures. It produces cold air from compressed air, with no moving parts. The easy mounting, through a standard electrical knockout, makes this solution especially suitable to be installed, even when the enclosures are already in the field. For a continuous Vortex operating, relative humidity inside the enclosure is maintained at approximately 45%, no moisture condenses inside the enclosure (the enclosure must be sealed). Suitable even for ambient temperatures up to 93 °C, the internal components can withstand these high temperatures, and includes a silencer to minimize the noise. The coolers must be installed vertically to maintain the protection degree.

Material:

Internal vortex tube manufactured in stainless steel. External cover, BP TYPE 12 in plastic and aluminium, BP TYPE 4 in aluminium, and TYPE 4X in stainless steel.

Protection:

Depending on type, up to IP 66 | TYPE 4X.

Pack quantity:

Vortex cooler with mounting accessories.



IP 66 | TYPE 4X

IP 66 | TYPE 4, Aluminium

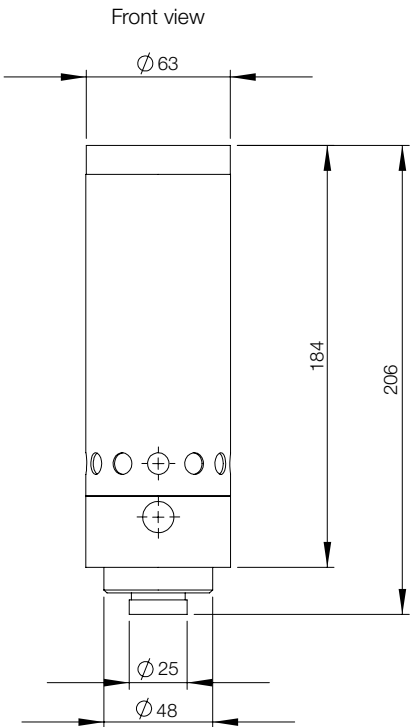
H	Cooling Capacity (W)	Air flow (l/min)	Noise (dB)	Silencer included	Low pressure relief valve	Installation cut-out diam. (mm)	Air inlet	Weight (kg)	Item no.
184	293	425	73	Yes	Yes	48	1/4"	1.20	HT4615
184	586	850	74	Yes	Yes	48	1/4"	0.85	HT4630
184	820	1133	78	Yes	Yes	48	1/4"	15	HT4640

IP 66 | TYPE 4X, Stainless steel

H	Cooling Capacity (W)	Air flow (l/min)	Noise (dB)	Silencer included	Low pressure relief valve	Installation cut-out diam. (mm)	Air inlet	Weight (kg)	Item no.
184	293	425	73	Yes	Yes	48	1/4"	1.20	HT4615SS
184	586	850	74	Yes	Yes	48	1/4"	0.85	HT4630SS
184	820	1133	78	Yes	Yes	48	1/4"	2.30	HT4640SS

Cooling capacity is calculated with pressured air being 20 °C and having 7-bar pressure.

Dimensional drawing | HT



Thermal Management

Vortex Range

Accessories

Air distribution kit, BPA

- Description:** Flexible vinyl tube used to direct the cold air for circulation, or to hot spots. Tube connector, end plug, and adhesive clips to hold the tube are included. Holes may be drilled or cut ("V" shaped) in the tube, if the end plug is used at least 6 3.2 mm diameter holes must be made to avoid excessive back pressure on the cooler.
- Delivery:** BPA01 includes 1.2 m of tube, 4 fixation clips, connector and end plug.
BPA02 includes 2.4 m of tube, 8 fixation clips, connector and end plug.

For	Item no.
BP 4 × 08	BPA01
BP/HT 4 × 15; 4 × 30; 4 × 40	BPA02



Thermostat kit, BPT

- Description:** Brass solenoid valve and thermostat that limit the flow of compressed air to only when cooling is needed. The thermostat is factory set at 35 °C, but adjustable to any other temperature. The thermostat mounts in a 22 mm diameter hole, and it may be mounted through the enclosure wall or on a bracket inside the enclosure. The thermostatically controlled vortex cooler saves compressed air, and it is recommended where heat load fluctuates and continual purge is not required.
- Voltage:** 240 V and 50 Hz. Other voltages on request.
- Delivery:** Thermostat with mounting bracket, and solenoid valve.

For	Item no.
BP/HT 4 × 08; 4 × 15	BPT14
BP/HT 4 × 30; 4 × 40	BPT38



Air regulator kit, PLFR

- Description:** Air pressure regulator with pressure dial, and manometer to adjust the air pressure. It filters condensated water and particles (>5µ). Maximum inlet pressure 13 bar, and at max pressure maximum temperature: 40 °C. Connection 1/4".
- Delivery:** Air pressure regulator and water trap.

Item no.
PLFR1/4

Connection 3/8" on request.



Silencer Vortex, BPS

Description: To reduce the noise from the vortex cooler. It mounts directly to the nozzle of the vortex cooler, inside the enclosure. It reduces around 15% the vortex cooler noise.

Delivery: Silencer.

Item no.
BPS4902



Side mounting kit, BPF

Description: The side mounting kits make mounting on the side of an electrical enclosure possible when there is limited space on the top. The side mounting kit maintains the TYPE / IP rating. They mount in a standard electrical knockout.

Material: Aluminium in BPF9001 and 9002, and stainless steel 303 in BPF9003 and 9004.

Pack quantity: 1 piece.

For	Item no.
BP4008	BPF9001
BP4015, 4030, 4040	BPF9002
BP4608	BPF9003
BP4615, 4630, 4640 and HT	BPF9004



Thermal Management

Air-Water heat exchangers Range

Air / Water heat exchanger | PWS

IP 55



Description:

For vertical installation. Additional work is not required to the cutout to guarantee the IP. Integrated thermostat and solenoid valve for temperature control, and temperature monitoring with alarm contact. The thermostat is adjustable between 8 °C and 50 °C, factory setting 35 °C. Maximum permissible operating pressure of 10 bar. The cooling capacity for specific conditions are indicated in the diagrams. Water inlet temperature between 1 °C up to 35 °C.

Type of connection:

Spring-type terminal included with plug for electrical connection, 13 mm hose nozzle for water pipe connections.

Material:

Housing made of galvanized steel powder coated. Heat exchanger manufactured from copper pipe, with aluminium fins.

Ambient temperature range:

+1 °C to +70 °C.

Protection:

IP 55 towards the electrical enclosure.

Finish:

RAL 7035.

Pack quantity:

One unit.



IP 55

H	W	D	Cooling Capacity 200 l/h - W10/ A35 (W)	Power W10/A35 (W)	Current W10/ A35 (A)	Pre fuse T (A)	Item no.
500	200	100	600	68 / 70	0.35 / 0.38	4	PWS7062R5
500	200	150	950	82 / 84	0.35 / 0.40	4	PWS7102R5
950	400	115	1500	125 / 182	0.55 / 0.75	4	PWS7152R5
950	400	190	3150	295 / 385	1.30 / 1.70	6	PWS7332R5

Starting current W10/A35 (A)	Unimpeded airflow (m³/h)	Operating voltage	Noise (dB)	Frequency (Hz)	Weight (kg)	Item no.
1.50 / 1.80	440	230V 50/60Hz	≤48	50 / 60	6.65	PWS7062R5
1.70 / 1.95	570	230V 50/60Hz	≤48	50 / 60	8.33	PWS7102R5
2 / 2	850	230V 50/60Hz	53	50 / 60	23.33	PWS7152R5
5.80 / 6.60	1670	230V 50/60Hz	54	50 / 60	25.56	PWS7332R5



Thermal Management

Air-Water heat exchangers Range

Air / Water heat exchanger | PWD

IP 55

**Description:**

For roof installation. Additional work is not required to the cutout to guarantee the IP. Integrated thermostat and solenoid valve for temperature control. The thermostat is adjustable between 8 °C and 50 °C, factory setting 35 °C. Maximum permissible operating pressure of 10 bar. The cooling capacity for specific conditions are indicated in the diagrams. Water inlet temperature between 1 °C to 35 °C.

Type of connection:

3.5 m cable 3 × 0.75 mm² for electrical connection. 13 mm hose nozzle for water pipe connections.

Material:

Housing manufactured from galvanized steel, powder coated. Heat exchanger manufactured from copper pipe, with aluminium fins.

Ambient temperature range:

+1 °C to +70 °C.

Protection:

IP 55 towards the electrical enclosure.

Finish:

RAL 7035.

Pack quantity:


One unit.



IP 55

H	W	D	Cooling Capacity 400 l/h - W10/A35 (W)	Power W10/A35 (W)	Current W10/A35 (A)	Pre fuse T (A)	Item no.
140	600	390	2150	85 / 100	0.40	6	PWD5302R5
190	720	465	3400	115 / 165	0.84	6	PWD5402R5

Starting current W10/ A35 (A)	Unimpeded airflow (m³/h)	Noise (dB)	Frequency (Hz)	Weight (kg)	Item no.
4	500	54	50 / 60	23.33	PWD5302R5
3	720	64	50 / 60	33.33	PWD5402R5

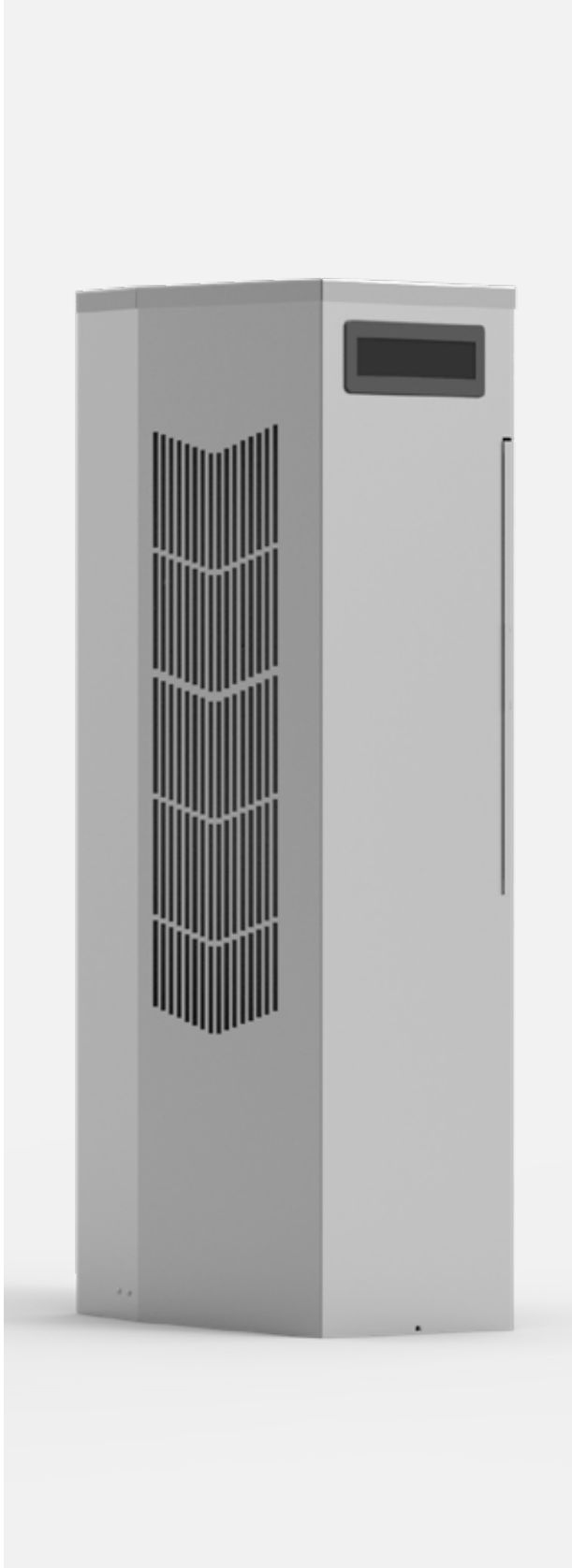


Thermal Management

Hazardous Locations Cooling

Hazardous location cooling units | NHZ

IP 56 | Type 4, 4X.



Description:

SpectraCool Hazardous Location is the air conditioning solution engineered specifically for hazardous location cooling, not rebuilt from light industrial air conditioners. It features an attractive design with no heavy cast enclosure and minimal use of visible fasteners. Thanks to its narrow sizing, it can accommodate 12 in (300 mm) deep cabinets. SpectraCool Hazardous Location does not require purge and pressurized system. Units have a corrosion resistant coating on ambient side components for Type 4X models. R134a earth-friendly refrigerants. Easy-mount flanges for simple installation.

Material:

Type 4X models: Stainless steel 316L.

Operating temperature:

-40 to + 55 °C (+52 °C for NHZ28 Series and NHZ43 Series 115 V).

Type of connection:

Terminal block.

Protection:

IP 56 | Type 4, 4X.

Approvals:

CE, cULus listed File No. E469720.; Class 1 Div 2 Groups A, B, C, D T4A

Scope of delivery:

Active condensate management with heater strip. Compressor heater. Head pressure control. Power-off relay for door switch and other system requirements. Malfunction switch. Cleanable, reusable aluminium mesh filter to protect coils from extremely dusty and dirty atmospheres. Dust resistant coils for filterless operation in most environments. Digital temperature control on the enclosure side.

IP 56 | Type 4, 4X.

H	W	D	Weight (kg)	Cooling capacity 35 °C/35 °C at 50 Hz (W)	Cooling capacity 55 °C/55 °C at 50 Hz (W)	Item no.
1092	292	356	63	2517	2945	NHZ431246G400
1092	292	356	58	2628	2915	NHZ431226G400
1092	292	356	58	2777	3103	NHZ431216G400
915	292	356	52	2014	2277	NHZ360846G400
915	292	356	48	1950	2306	NHZ360826G400
915	292	356	48	2058	2405	NHZ360816G400
915	292	356	47	1633	1553	NHZ360646G400
915	292	356	45	1512	1603	NHZ360626G400
915	292	356	45	1439	1637	NHZ360616G400
711	292	356	44	1086	1250	NHZ280446G400
711	292	356	38	1086	1250	NHZ280426G400
711	292	356	38	1100	1150	NHZ280416G400

Max. power consumption at 50 Hz (W)	Power supply (V/ph/Hz)	Max. Nominal current (A)	Starting current (A)	Noise level at 1.5 meters (dBA)	Item no.
1294	400-460 / 3 / 50-60	3.4	16	69.6	NHZ431246G400
1802	230 / 1 / 50-60	8.7	38	68.4	NHZ431226G400
1620	115 / 1 / 50-60	15.1	57	68.4	NHZ431216G400
1327	400-460 / 3 / 50-60	3	16	66	NHZ360846G400
1265	230 / 1 / 50-60	5.5	27	66	NHZ360826G400
1206	115 / 1 / 50-60	11.2	48.3	66	NHZ360816G400
691	400-460 / 3 / 50-60	1.7	8.1	68.2	NHZ360646G400
908	230 / 1 / 50-60	4.5	23	66.7	NHZ360626G400
911	115 / 1 / 50-60	9.1	39.2	66.9	NHZ360616G400
972	460 / 1 / 50-60	2.4	12.5	65.5	NHZ280446G400
972	230 / 1 / 50-60	4.9	24.5	65.5	NHZ280426G400
930	110-115 / 1 / 50-60	10.2	40	66.1	NHZ280416G400

For painted galvanized steel Type 4 models, stainless steel Type 4X offshore models and remote access control models, please contact your local nVent HOFFMAN sales representative.

Thermal Management

Hazardous Locations Cooling

Hazardous Location Vortex A/C | VHL

Class I, Div. 2, Groups A, B, C, D; Class II, Div. 2, Groups F, G; Class III. Type 4, 4X.



Description:

Compact, reliable and low-cost solution to cool enclosures. With almost no moving parts, the device uses compressed air to produce cooling. When properly sized for the application, the HazLoc Vortex A/C will maintain the internal enclosure temperature between 24 to 38 °C (75 to 100 °F). The mechanical thermostat will regulate an internal valve to minimize compressed air usage and maintain enclosure temperatures within the range specified. Through continuous operation relative humidity inside the enclosure is maintained low, thus minimising the risk of condensation. The easy mounting through a standard cable hole makes this solution especially suitable to be installed even when the enclosures are already in the field. Top, side, and front mount allows for versatile installation in confined areas. Quieter operation with noise level of 60 to 75 dB.

Material:

Polycarbonate and stainless steel exterior with aluminium and brass internal components.

Operating temperature:

Approved for a 75 °F (80 °C) maximum ambient temperature in Class I, Div. 2; Class II, Div. 2; and Class III areas.

Protection:

Maintains Type 4, 4X.

Approvals:

cULus Classified. Class I, Div. 2, Groups A through D; Class II, Div. 2, Groups F, G; and Class III locations (when used with an approved purge/pressurization system); File No. E364567.

Pack quantity:

1 piece, supplied with five-micron, automatic drain compressed air: filter, cold ducting kit, cold air muffler, and check valve.

Note:

The HazLoc Vortex A/C shall only be used in conjunction with a properly sized enclosure purge and pressurization system that must be able to vent the additional air introduced by the HazLoc Vortex A/C. The purge and pressurization system must be selected and supplied by the end user.

Class I, Div. 2, Groups A, B, C, D; Class II, Div. 2, Groups F, G; Class III. Type 4, 4X.

H	W	D	Weight (kg)	Noise level (dB)	Cooling Capacity (W)	Compressed air consumption (SLPM)	Item no.
203	121	137	3	60	264	425	VHL09160
203	121	137	3	66	440	708	VHL15160
203	121	137	3,1	72	733	991	VHL25160
164	240	141	5,2	75	1465	1982	VHL50160

Use with VHL model capacity	Description	Item no.
440 W	Air filter, 5-micron	VAAF15
733 W	Air filter, 5-micron	VAAF25
1465 W	Air filter, 5-micron	VAAF50
440 W	Oil filter	VCOF17
1465 W	Oil filter	VCOF25
264 W	Generator kit	VAGK09
440 W	Generator kit	VAGK15
733 and 1465 W	Generator kit	VAGK25
All models	Cold air ducting kit	VHLDK

Thermal Management Ventilation Range

High flow filter fan | EF

IP 54 | TYPE 12



Description:

Filter fan for forced ventilation. nVent HOFFMAN filter fans save time on installation as they are installed with a click-in system without screws. The hinged front cover can be easily opened for quick and easy filter replacement. The airflow direction and the connection position can easily be changed.

Material:

Front cover manufactured from injection-moulded thermoplastic, self-extinguishing, UL94V0.

Temperature range:

-40 °C to +55 °C.

Protection:

IP 54 | TYPE 12.

Finish:

RAL 7035.

Pack quantity:

One fan with filter.



IP 54 | TYPE 12

230 V AC, 50/60 Hz

Unimpeded airflow (m³/h)	EF+EFA Air flow (m³/h)	Filter mat (EN779)	Filtration efficiency (%)	Service life L10 (40°C)(h)	Bearing type	Noise (dB)	Item no.
19/24	12/14	G4	>90	52.500	Sleeve	33	EF100R5
61/67	44/50	G4	>90	37.500	Sleeve	44	EF200R5
98/108	73/80	G4	>90	37.500	Sleeve	40	EF220R5
125/138	93/102	G4	>90	40.000	Ball	40	EF250R5
223/247	201/223	G4	>90	40.000	Ball	42	EF300R5
480/480	370/370	G3	80-90	40.000	Ball	54	EF500R5
640/653	445/445	G3	80-90	40.000	Ball	63	EF600R5
845/875	560/625	G3	80-90	40.000	Ball	66	EF700R5

230 V AC, 50/60 Hz

Cut-out (mm)	Weight (kg)	Connection	Current (A)	Power (W)	Fuse (A)	Item no.
92 × 92	0.55	310 mm cable	0.07/0.06	12/11	6	EF100R5
125 × 125	0.80	Terminal strip	0.12/0.18	19/18	6	EF200R5
177 × 177	1.05	Terminal strip	0.12/0.18	19/18	6	EF220R5
223 × 223	1.45	Spring type	0.12/0.10	18/17	6	EF250R5
223 × 223	1.90	Spring type	0.32/0.26	45/39	6	EF300R5
291 × 291	3.85	Spring type	0.30/0.36	80/100	6	EF500R5
291 × 291	4.05	Spring type	0.51/0.66	120/160	6	EF600R5
291 × 291	4.50	Spring type	0.59/0.88	140/197	6	EF700R5

115 V AC, 50/60Hz

Unimpeded airflow (m³/h)	EF+EFA Air flow (m³/h)	Filter mat (EN779)	Filtration efficiency (%)	Service life L10 (40°C)(h)	Bearing type	Noise (dB)	Item no.
19/24	12/14	G4	>90	55.000	Sleeve	33	EF100-115R5
61/67	44/50	G4	>90	40.000	Sleeve	44	EF200-115R5
98/108	73/80	G4	>90	40.000	Sleeve	40	EF220-115R5
125/138	93/102	G4	>90	42.500	Ball	43	EF250-115R5
223/247	201/223	G4	>90	40.000	Ball	46	EF300-115R5
480/480	370	G3	80-90	40.000	Ball	52	EF500-115R5
640/653	445	G3	80-90	40.000	Ball	64	EF600-115R5
845/875	625	G3	80-90	40.000	Ball	69	EF700-115R5

115 V AC, 50/60Hz

Cut-out (mm)	Weight (kg)	Connection	Current (A)	Power (W)	Fuse (A)	Item no.
92 × 92	0.55	310 mm cable	0.15/0.15	12/11	6	EF100-115R5
125 × 125	0.80	Terminal strip	0.24/0.23	20/20	6	EF200-115R5
177 × 177	1.05	Terminal strip	0.24/0.23	20/20	6	EF220-115R5
223 × 223	1.45	Spring type	0.25/0.25	18/17	6	EF250-115R5
223 × 223	1.90	Spring type	0.50/0.50	40/40	6	EF300-115R5
291 × 291	3.85	Spring type	0.66/0.80	75/90	6	EF500-115R5
291 × 291	4.10	Spring type	0.96/1.40	110/160	6	EF600-115R5
291 × 291	4.50	Spring type	1.23/1.71	140/195	6	EF700-115R5

24 V DC

Unimpeded airflow (m³/h)	EF+EFA Air flow (m³/h)	Filter mat (EN779)	Filtration efficiency (%)	Service life L10 (40°C)(h)	Bearing type	Noise (dB)	Item no.
19/24	12/14	G4	>90	70.000	Ball	33	EF100-24R5
61/67	44/50	G4	>90	62.500	Ball	44	EF200-24R5
98/108	73/80	G4	>90	62.500	Ball	40	EF220-24R5
125/138	93/102	G4	>90	70.000	Ball	40	EF250-24R5
223/247	201/223	G4	>90	80.000	Ball	42	EF300-24R5

24 V DC

Cut-out (mm)	Weight (kg)	Connection	Current (A)	Power (W)	Fuse (A)	Item no.
92 × 92	0.25	310 mm cable	0.10	2.40	6	EF100-24R5
125 × 125	0.45	310 mm cable	0.21	5.00	6	EF200-24R5
177 × 177	0.70	310 mm cable	0.21	5.00	6	EF220-24R5
223 × 223	1.40	Spring type	0.20	4.70	6	EF250-24R5
223 × 223	1.45	Spring type	0.50	12.00	6	EF300-24R5

Thermal Management Ventilation Range

Outdoor filter fan | EFP

IP 55 | TYPE 12



Description:

Filter fan for forced ventilation. nVent HOFFMAN filter fans save time on installation as they are installed with a click-in system without screws. The hinged front cover can be easily opened for quick and easy filter replacement. The airflow direction and the connection position can easily be changed. The new filter mat gives higher air flow and longer life, with a low pressure drop, because of special construction. The UV resistance of the housing makes it the best option for outdoor applications.

Material:

Front cover manufactured from injection-moulded thermoplastic, self-extinguishing, UL94V0. UV resistance.

Temperature range:

-40 °C to +55 °C.

Protection:

IP 55 | TYPE 12.

Finish:

RAL 7035.

Pack quantity:

One fan with filter.



IP 55 | TYPE 12

230 V, 50/60 Hz

Unimpeded airflow (m³/h)	EFP+EFA Air flow (m³/h)	Filter mat (EN779)	Filtration efficiency (%)	Service life L10 (40°C)(h)	Bearing type	Noise (dB)	Item no.
56/64	40/46	G4	>90	37.500	Sleeve	44	EFP200R5
100/110	55/64	G4	>90	37.500	Sleeve	40	EFP220R5
145/160	109/113	G4	>90	40.000	Ball	40	EFP250R5
233/265	180/207	G4	>90	40.000	Ball	42	EFP300R5
505/505	380/380	G4	>90	40.000	Ball	54	EFP500R5
770/785	490/501	G4	>90	40.000	Ball	63	EFP600R5
925/950	570/625	G4	>90	40.000	Ball	66	EFP700R5

230 V, 50/60 Hz

Cut-out (mm)	Weight (kg)	Connection	Current (A)	Power (W)	Fuse (A)	Item no.
125 × 125	0.80	Terminal strip	0.12/0.18	19/18	6	EFP200R5
177 × 177	1.05	Terminal strip	0.12/0.18	19/18	6	EFP220R5
223 × 223	1.45	Spring type	0.12/0.10	18/17	6	EFP250R5
223 × 223	1.95	Spring type	0.32/0.26	45/39	6	EFP300R5
291 × 291	3.90	Spring type	0.35/0.45	80/100	6	EFP500R5
291 × 291	4.10	Spring type	0.53/0.72	120/160	6	EFP600R5
291 × 291	4.55	Spring type	0.62/0.86	140/197	6	EFP700R5

115 V AC, 50/60Hz

Unimpeded airflow (m³/h)	EFP+EFA Air flow (m³/h)	Filter mat (EN779)	Filtration efficiency (%)	Service life L10 (40°C)(h)	Bearing type	Noise (dB)	Item no.
56/64	40/46	G4	>90	40.000	Sleeve	44	EFP200-115R5
100/110	55/64	G4	>90	40.000	Sleeve	40	EFP220-115R5
145/160	109/113	G4	>90	42.500	Ball	43	EFP250-115R5
233/265	180/207	G4	>90	40.000	Ball	46	EFP300-115R5
505/505	380/380	G4	>90	40.000	Ball	52	EFP500-115R5
770/785	490/501	G4	>90	40.000	Ball	64	EFP600-115R5
925/950	570/625	G4	>90	40.000	Ball	69	EFP700-115R5

115 V AC, 50/60Hz

Cut-out (mm)	Weight (kg)	Connection	Current (A)	Power (W)	Fuse (A)	Item no.
125 × 125	0.80	Terminal strip	0.24/0.23	20/20	6	EFP200-115R5
177 × 177	1.05	Terminal strip	0.24/0.23	20/20	6	EFP220-115R5
223 × 223	1.45	Spring type	0.25/0.25	18/17	6	EFP250-115R5
223 × 223	1.90	Spring type	0.50/0.50	40/40	6	EFP300-115R5
291 × 291	3.90	Spring type	0.66/0.80	75/90	6	EFP500-115R5
291 × 291	4.10	Spring type	0.96/1.40	110/160	6	EFP600-115R5
291 × 291	4.55	Spring type	1.23/1.71	140/195	6	EFP700-115R5

24 Volt AC, 50/60 HZ

Unimpeded airflow (m³/h)	EFP+EFA Air flow (m³/h)	Filter mat (EN779)	Filtration efficiency (%)	Service life L10 (40°C)(h)	Bearing type	Noise (dB)	Item no.
56/64	40/46	G4	>90	62.500	Ball	44	EFP200-24VACR5

24 Volt AC, 50/60 HZ

Cut-out (mm)	Weight (kg)	Current (A)	Power (W)	Fuse (A)	Item no.
125 × 125	0.50	0.21	5	6	EFP200-24VACR5

Thermal Management

Ventilation Range

Accessories

Exhaust filter, EFA

Description:	Exhaust filter to be used for natural ventilation, or for forced ventilation working with filter fans EF. nVent HOFFMAN exhaust filters save us time because are installed with a click-in system without screws. The hinged front cover can be easily opened for quick and easy filter replacement.
Material:	Front cover made of injection-moulded thermoplastic, self-extinguishing, UL94V0.
Temperature range:	-40 °C to +55 °C.
Protection:	IP 54 TYPE 12.
Finish:	RAL 7035.
Approvals:	CE, EAC, cRUus_UL Recognized.
Pack quantity:	One exhaust filter.

Filter mat (EN779)	Filtration efficiency (%)	Cut-out (mm)	Depth	Item no.
G4	>90	92 × 92	19	EFA100R5
G4	>90	125 × 125	26	EFA200R5
G4	>90	177 × 177	34	EFA220R5
G4	>90	223 × 223	38	EFA250-300R5
G3	>90	291 × 291	39	EFA500-700R5



Standard filter mat IP54, EFM

Description:	To replace the standard filter supplied with the filter fans EF and the exhaust filters EFA. It is recommended to replace the filter each year or sooner depending on the environment.
Temperature range:	-40 °C to +55 °C.
Pack quantity:	5 pieces.

Filter mat (EN779)	For	Item no.
G4	EF/EFA 100	EFM100
G4	EF/EFA 200	EFM200
G4	EF/EFA 220	EFM220
G4	EF/EFA 250, 300	EFM250-300
G3	EF/EFA 500, 700	EFM500-700



Exhaust filter, outdoor version, EFAP

Description:	Exhaust filter to be used for natural ventilation, or for forced ventilation working with filter fans EFP. nVent HOFFMAN exhaust filters save us time because are installed with a clickin system without screws. The hinged front cover can be easily opened for quick and easy filter replacement. The new filter mat gives longer life with a low pressure drop because of special construction.
Material:	Front cover made of injection-moulded thermoplastic, self-extinguishing, UL94V0. UV resistance.
Temperature range:	-40 °C to +55 °C.
Protection:	IP 55 TYPE 12.
Finish:	RAL 7035.
Approvals:	CE, EAC, cRUus_UL Recognized.
Pack quantity:	One exhaust filter.



Filter mat (EN779)	Filtration efficiency (%)	Cut-out (mm)	Item no.
G4	>90	125 x 125	EFAP200R5
G4	>90	177 x 177	EFAP220R5
G4	>90	223 x 223	EFAP250-300R5
G4	>90	291 x 291	EFAP500-700R5

Replacement filter mat IP55, EFMP

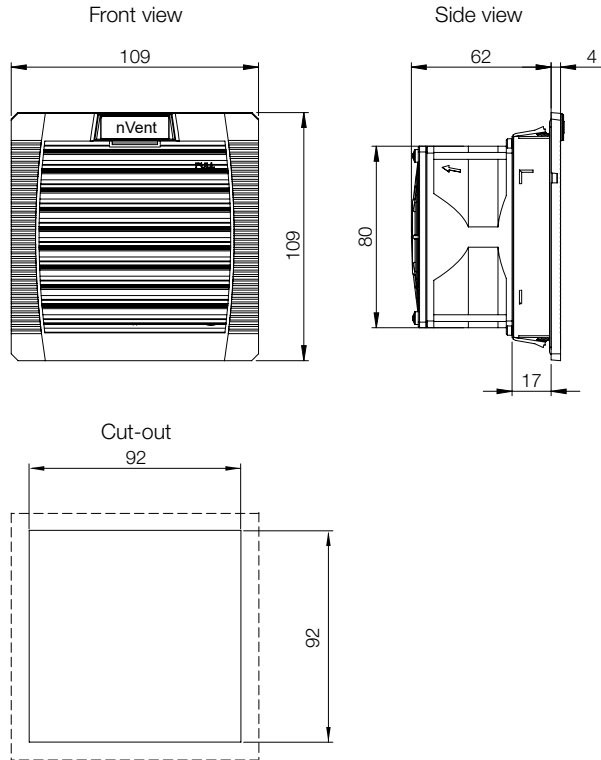
Description:	To replace the standard filter supplied with the filter fans EFP and the exhaust filters EFAP. It is recommended to replace the filter each year or sooner depending on the environment.
Temperature range:	-40 °C to +55 °C.
Pack quantity:	5 pieces.

Filter mat (EN779)	For	Item no.
G4	EFP/EFAP 200	EFMP200
G4	EFP/EFAP 220	EFMP220
G4	EFP/EFAP 250/300	EFMP250-300
G4	EFP/EFAP 500/600/700	EFMP500-700

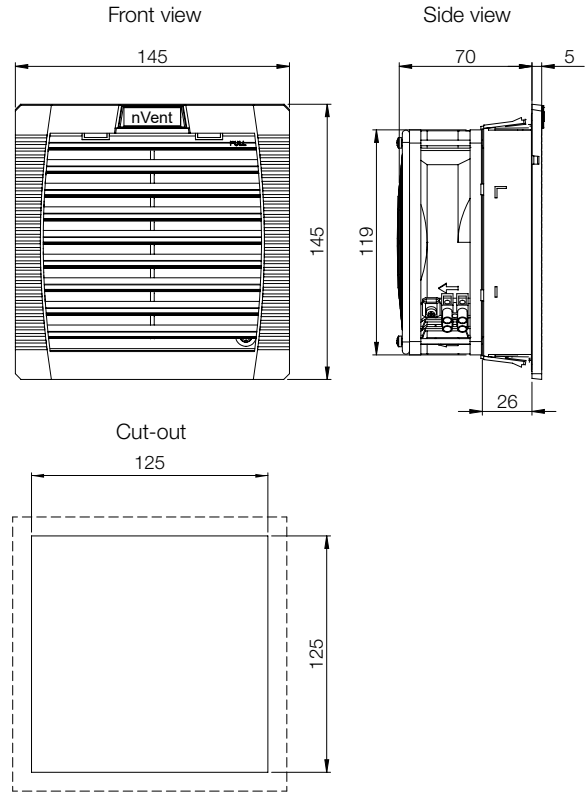


Dimensional drawing | EF/EFA

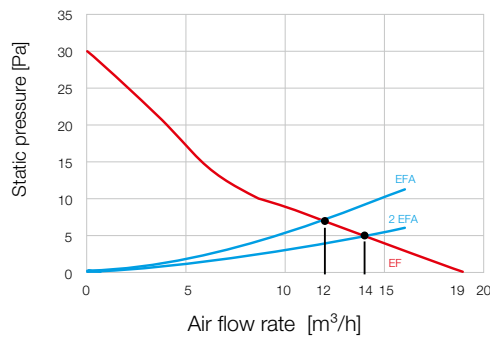
EF100R5 / EFA100R5



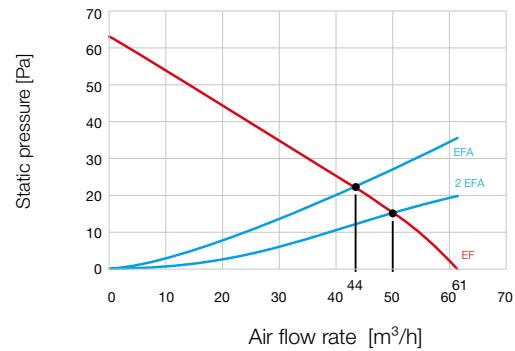
EF200R5 / EFA200R5



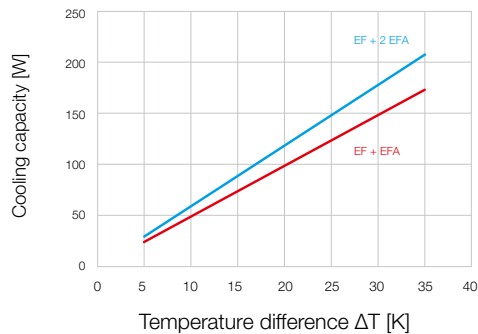
Static pressure diagram



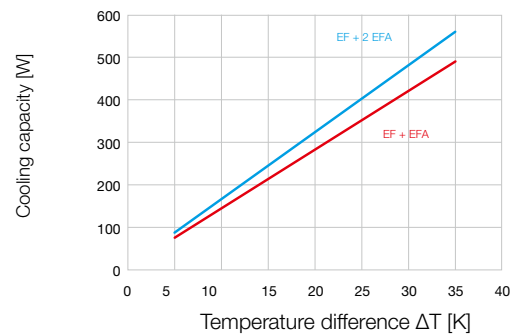
Static pressure diagram



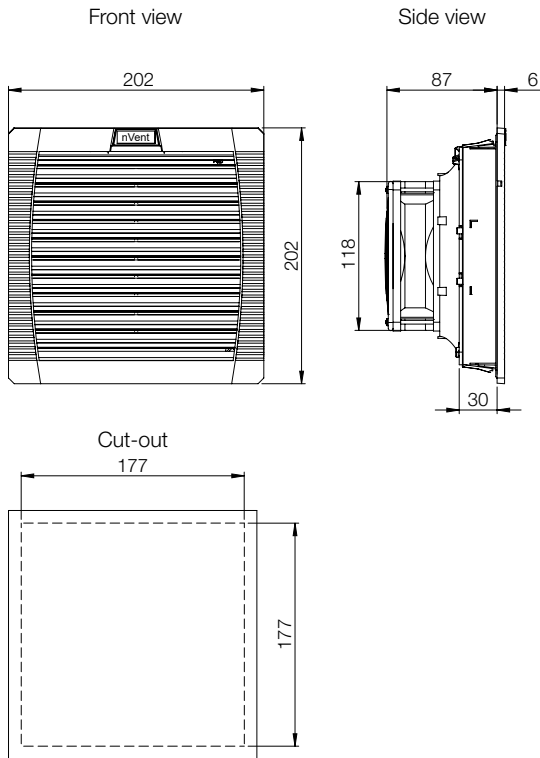
Performance



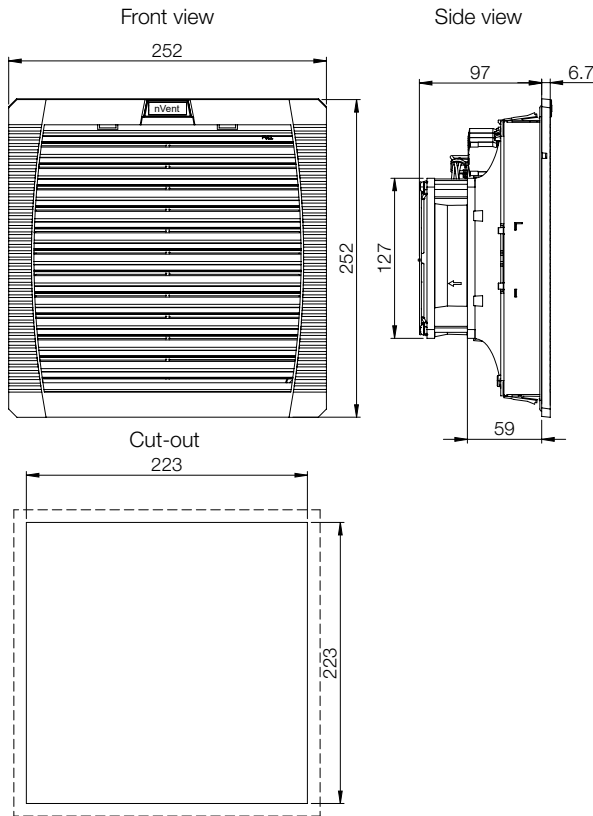
Performance



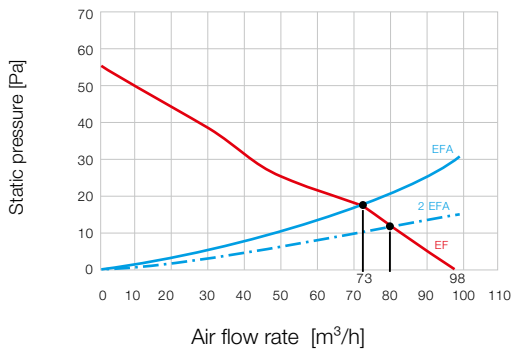
EF220R5 / EFA220R5



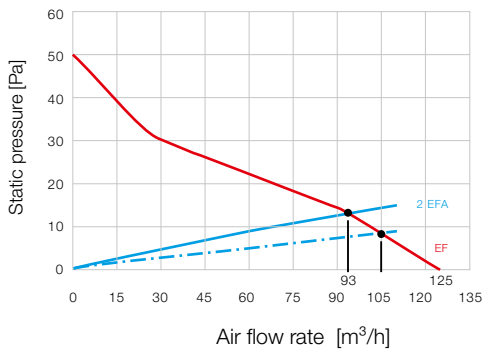
EF250R5 / EFA250R5



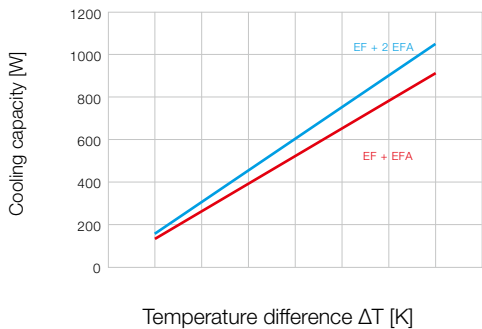
Static pressure diagram



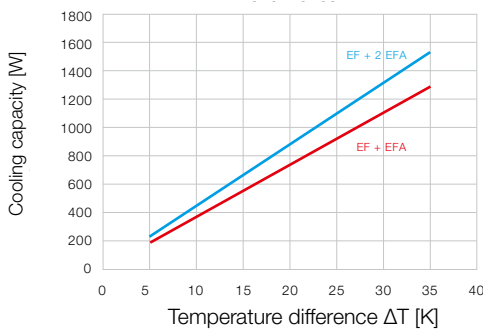
Static pressure diagram



Performance

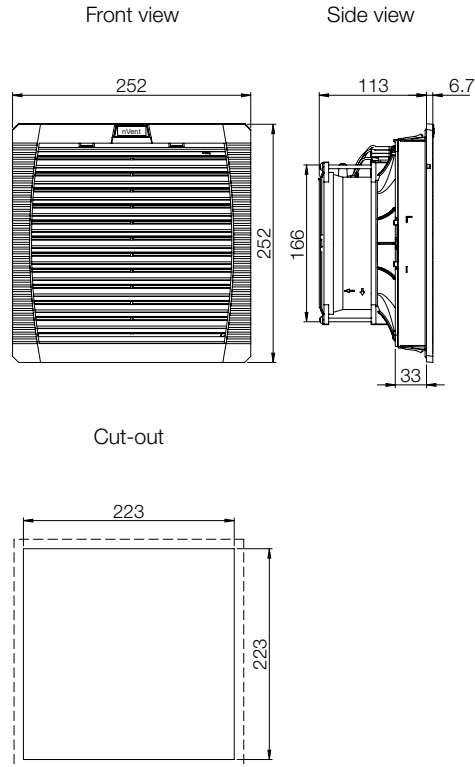


Performance

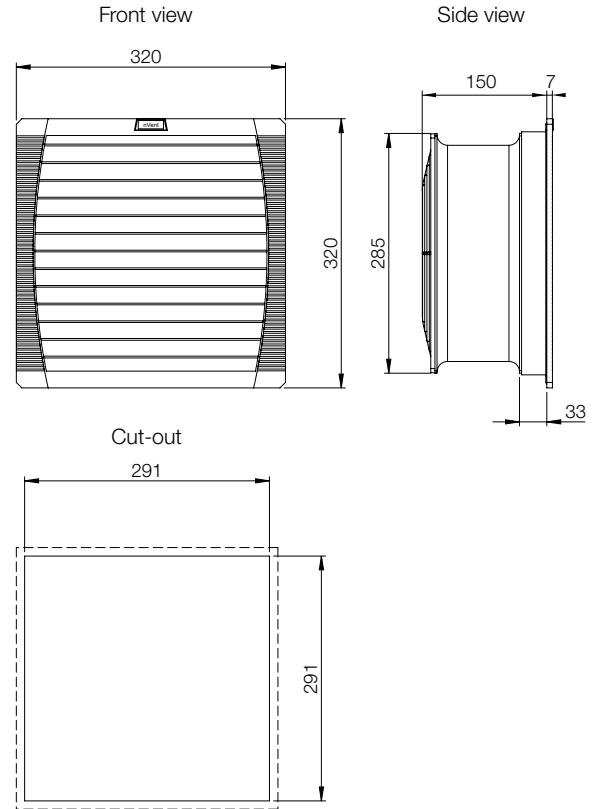


Dimensional drawing | EF/EFA

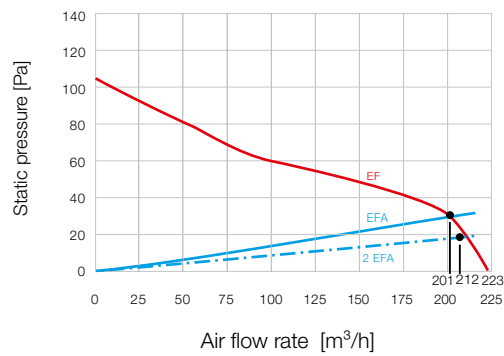
EF300R5 / EFA300R5



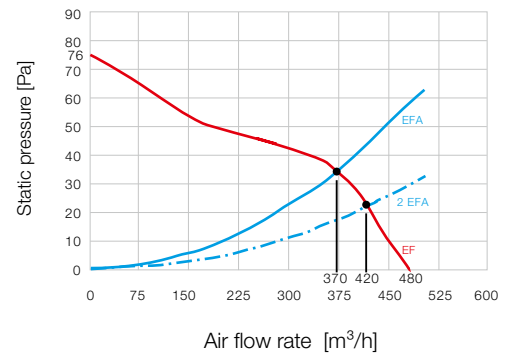
EF500R5 / EFA500R5



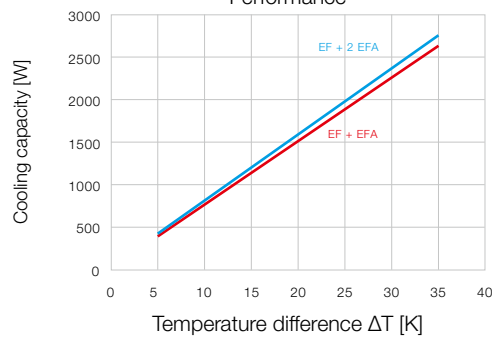
Static pressure diagram



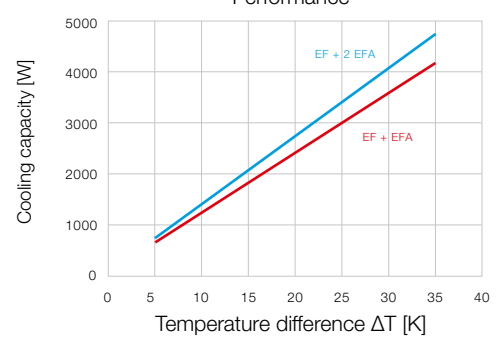
Static pressure diagram



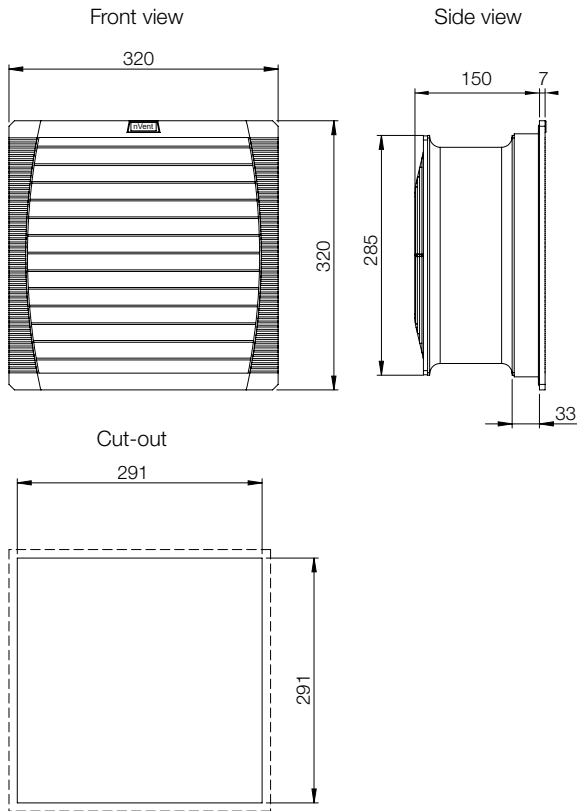
Performance



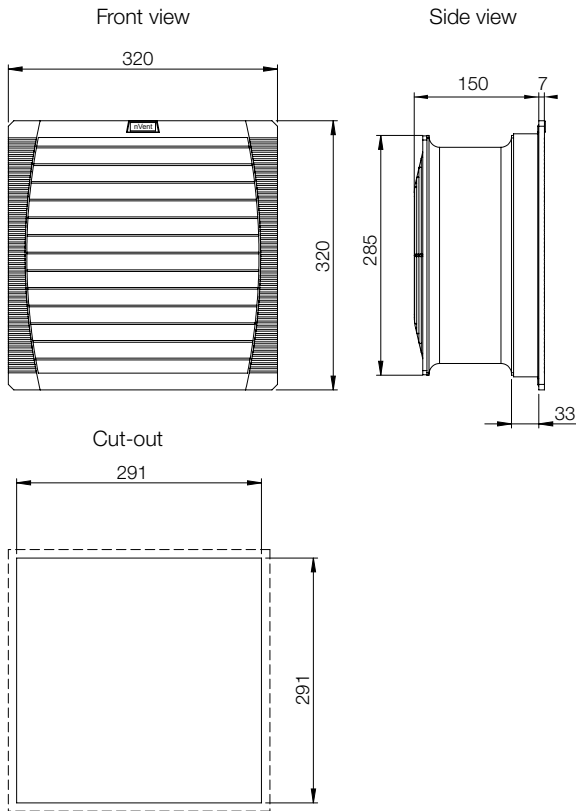
Performance



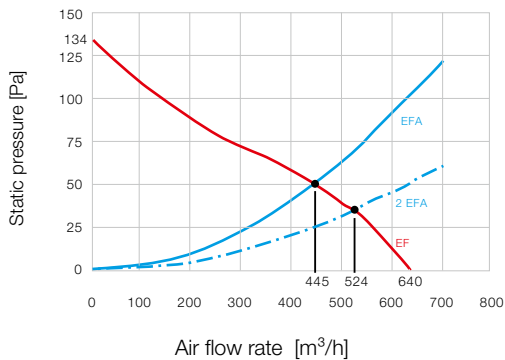
EF600R5 / EFA600R5



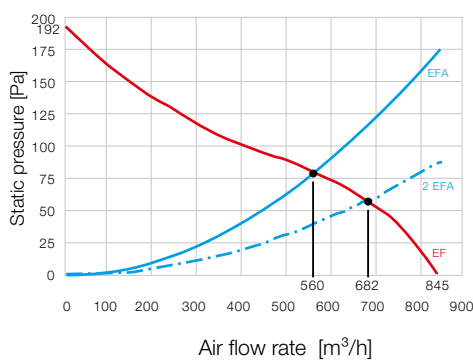
EF700R5 / EFA700R5



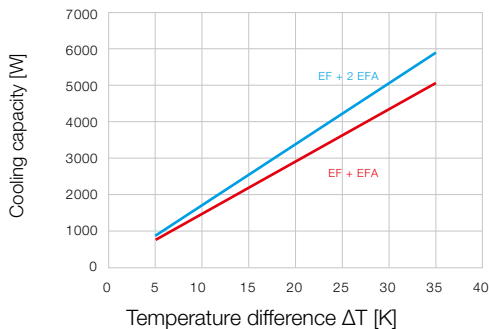
Static pressure diagram



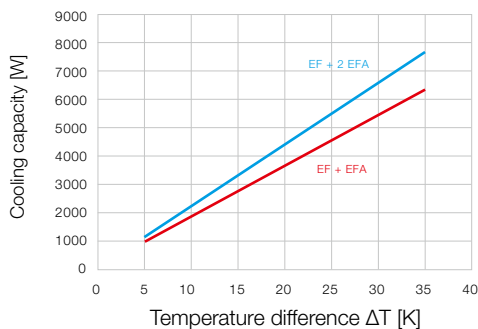
Static pressure diagram



Performance

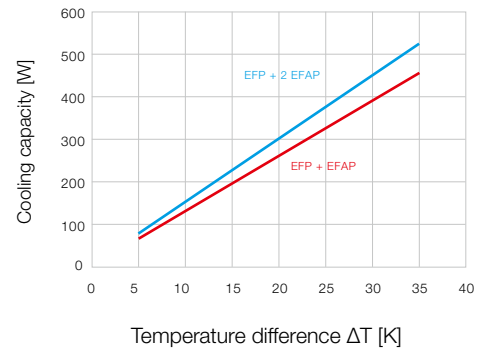
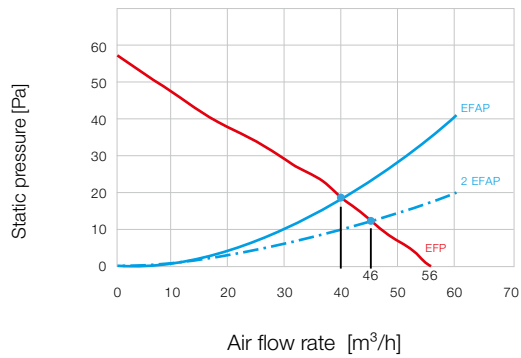


Performance

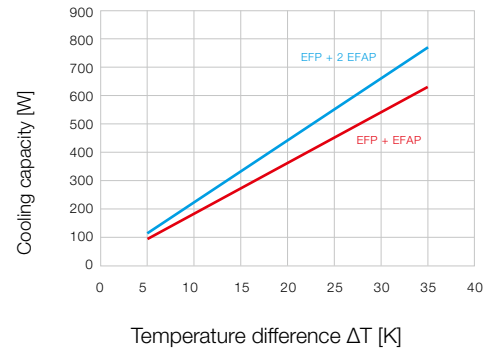
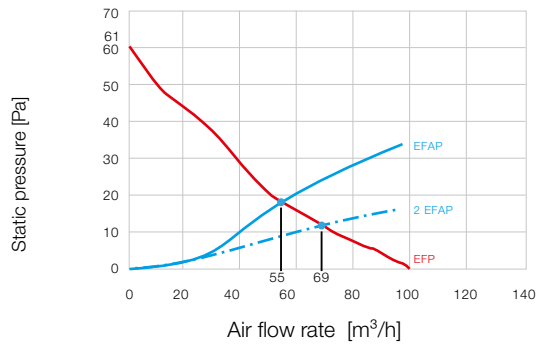


Performance | EFP/EFAP

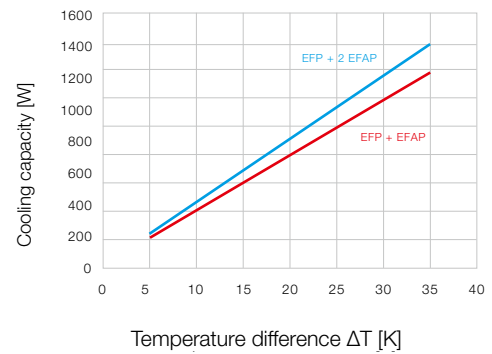
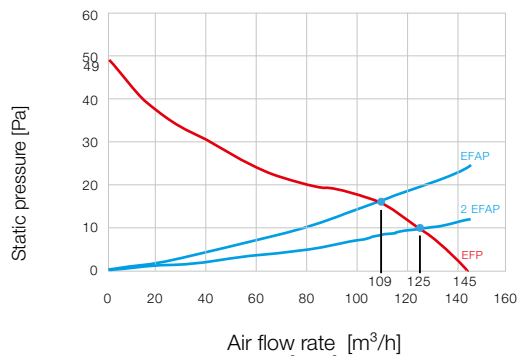
EFP200R5 / EFAP200R5



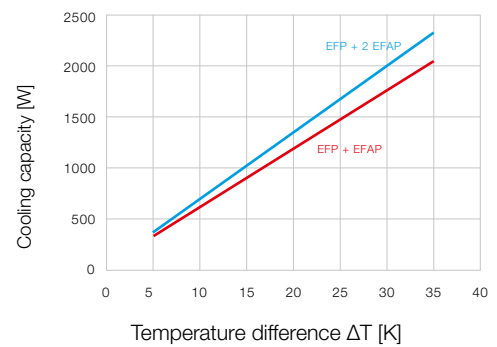
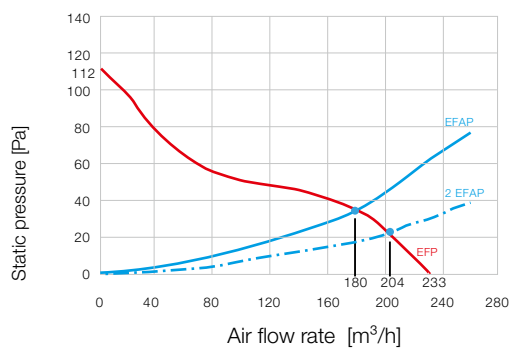
EFP220R5 / EFAP220R5



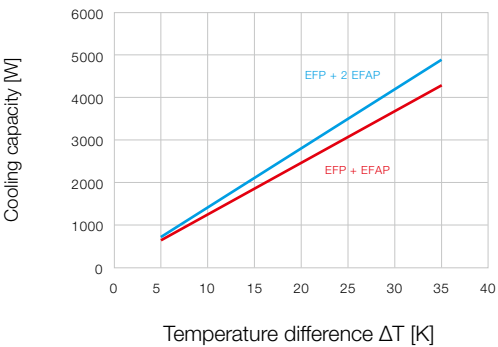
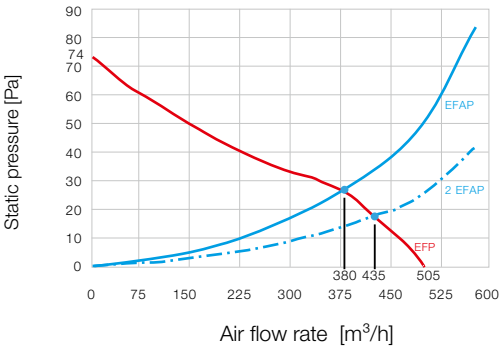
EFP250R5 / EFAP250-300R5



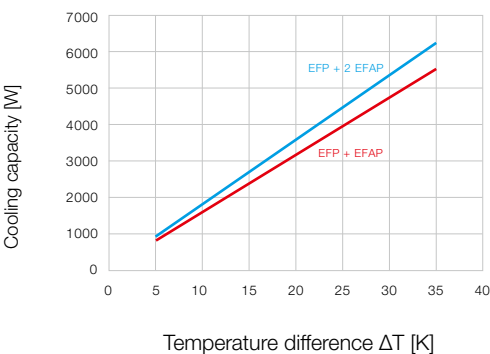
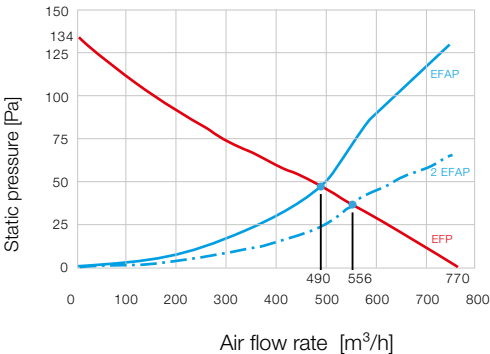
EFP300R5 / EFAP250-300R5



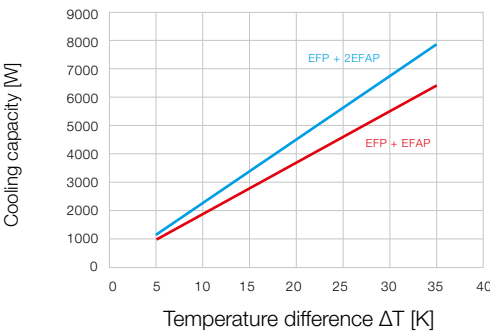
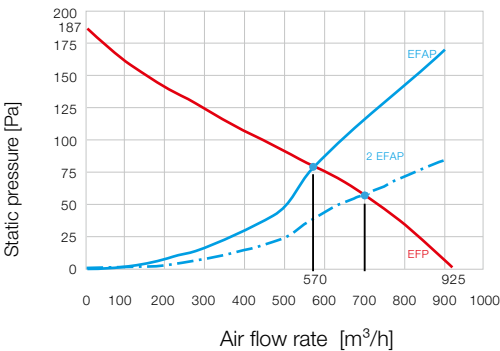
EFP500R5 / EFAP500-700R5



EFP600R5 / EFAP500-700R5



EFP700R5 / EFAP500-700R5



Thermal Management Ventilation Range

Roof fan unit | RFU

**Description:**

Roof fan unit for mounting on the top of the enclosure providing forced ventilation. The unit is easily installed with a quick fastening system, and the required cutout is the same for the different air flow.

Material:

Painted mild steel, and injection-moulded thermoplastic (ABS-FR) self extinguishing, UL94V0.

Temperature range:

-15 °C to +55 °C.

Type of connection:

Terminal strip.

Finish:

RAL 7035.

Pack quantity:

One roof fan unit.



230 V, 50/60 Hz

Unimpeded airflow (m³/h)	RFU+EFA Air flow (m³/h)	Filter mat (EN779)	Filtration efficiency (%)	Service life L10 (40°C)(h)	Bearing type	Noise (dB)	Item no.
500	268	No filter mat	No filter mat	50.000	Ball	67	RFU5003R5
700	427	No filter mat	No filter mat	40.000	Ball	69	RFU7003R5
1000	582	No filter mat	No filter mat	40.000	Ball	77	RFU10003R5
350	242	G4	>90	50.000	Ball	67	RFU5005R5
550	370	G4	>90	40.000	Ball	69	RFU7005R5
750	500	G4	>90	40.000	Ball	77	RFU10005R5

230 V, 50/60 Hz

IP	Cut-out (mm)	Weight (kg)	Connection	Current (A)	Power (W)	Fuse (A)	Item no.
33	291 x 291	5.55	Terminal strip	4 x 0.20/0.20	4 x 28/29	6	RFU5003R5
33	291 x 291	6.15	Terminal strip	0.35/0.45	80/100	6	RFU7003R5
33	291 x 291	6.45	Terminal strip	0.53/0.72	120/160	6	RFU10003R5
54	291 x 291	5.55	Terminal strip	4 x 0.20/0.20	4 x 28/29	6	RFU5005R5
54	291 x 291	6.30	Terminal strip	0.35/0.45	80/100	6	RFU7005R5
54	291 x 291	4.78	Terminal strip	0.53/0.72	120/160	6	RFU10005R5

115 V AC, 50/60Hz

Unimpeded airflow (m³/h)	RFU+EFA Air flow (m³/h)	Filter mat (EN779)	Filtration efficiency (%)	Service life L10 (40°C)(h)	Bearing type	Noise (dB)	Item no.
500	268	No filter mat	No filter mat	50.000	Ball	67	RFU5013R5
700	427	No filter mat	No filter mat	40.000	Ball	69	RFU7013R5
1000	582	No filter mat	No filter mat	40.000	Ball	77	RFU10013R5
350	242	G4	>90	50.000	Ball	67	RFU5015R5
550	370	G4	>90	40.000	Ball	69	RFU7015R5
750	500	G4	>90	40.000	Ball	77	RFU10015R5

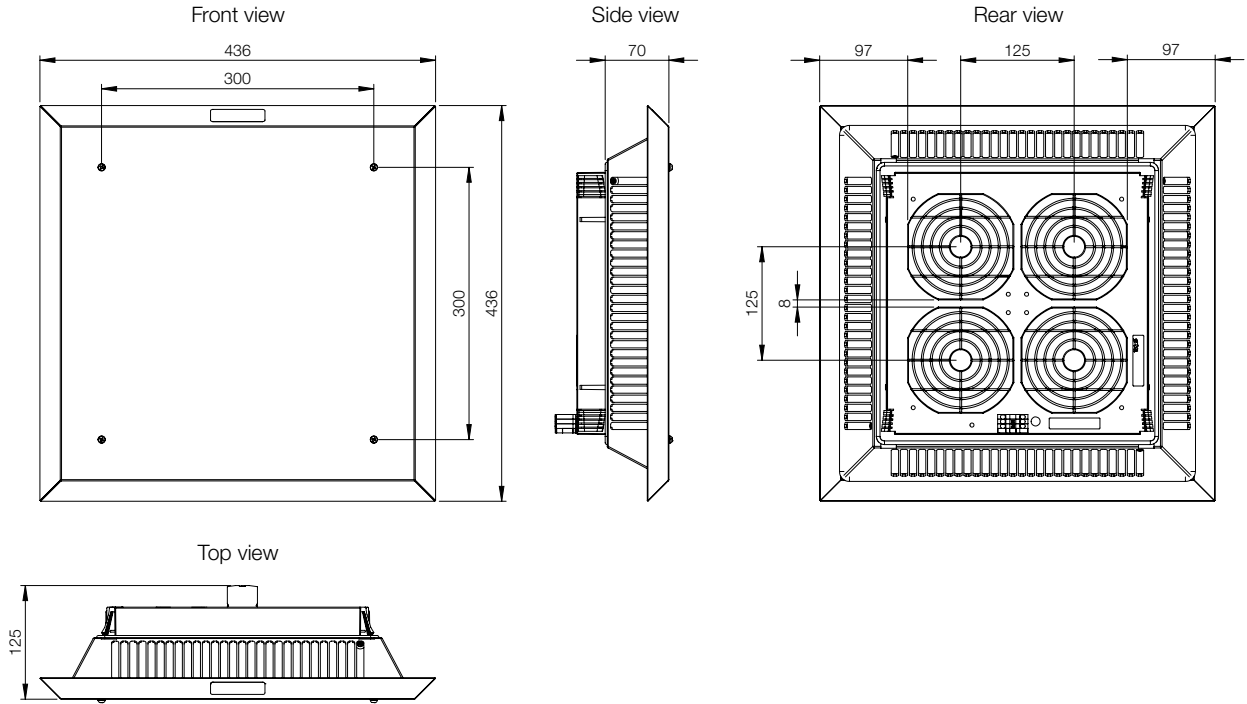
115 V AC, 50/60Hz

IP	Cut-out (mm)	Weight (kg)	Connection	Current (A)	Power (W)	Fuse (A)	Item no.
33	291 x 291	5.60	Terminal strip	4 x 0.30/0.30	4 x 29/24	6	RFU5013R5
33	291 x 291	4.56	Terminal strip	0.66/0.80	75/90	6	RFU7013R5
33	291 x 291	4.78	Terminal strip	0.96/1.40	110/160	6	RFU10013R5
54	291 x 291	5.33	Terminal strip	4 x 0.30/0.30	4 x 29/24	6	RFU5015R5
54	291 x 291	4.56	Terminal strip	0.66/0.80	75/90	6	RFU7015R5
54	291 x 291	4.78	Terminal strip	0.96/1.40	110/160	6	RFU10015R5

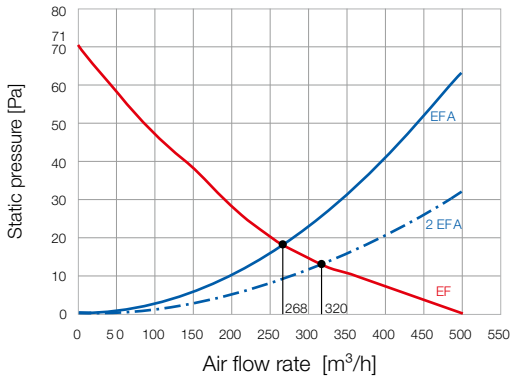
(1) The value in the table is for the combination RFU + EFA500-700R5.

Dimensional drawing | RFU

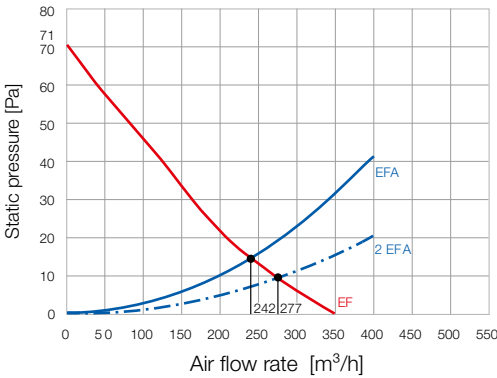
RFU5003R5 / RFU5005R5
RFU5013R5 / RFU5015R5



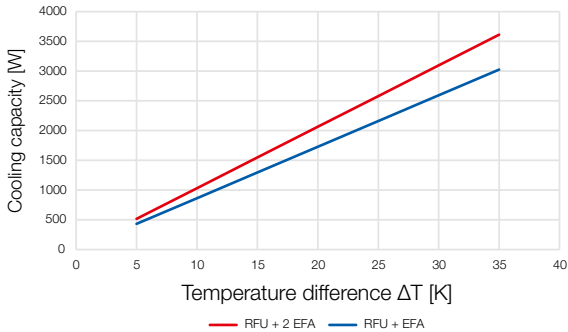
RFU5003R5 / RFU5013R5
Static pressure diagram



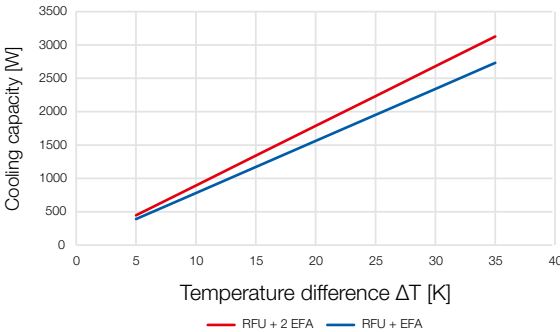
RFU5005R5 / RFU5015R5
Static pressure diagram



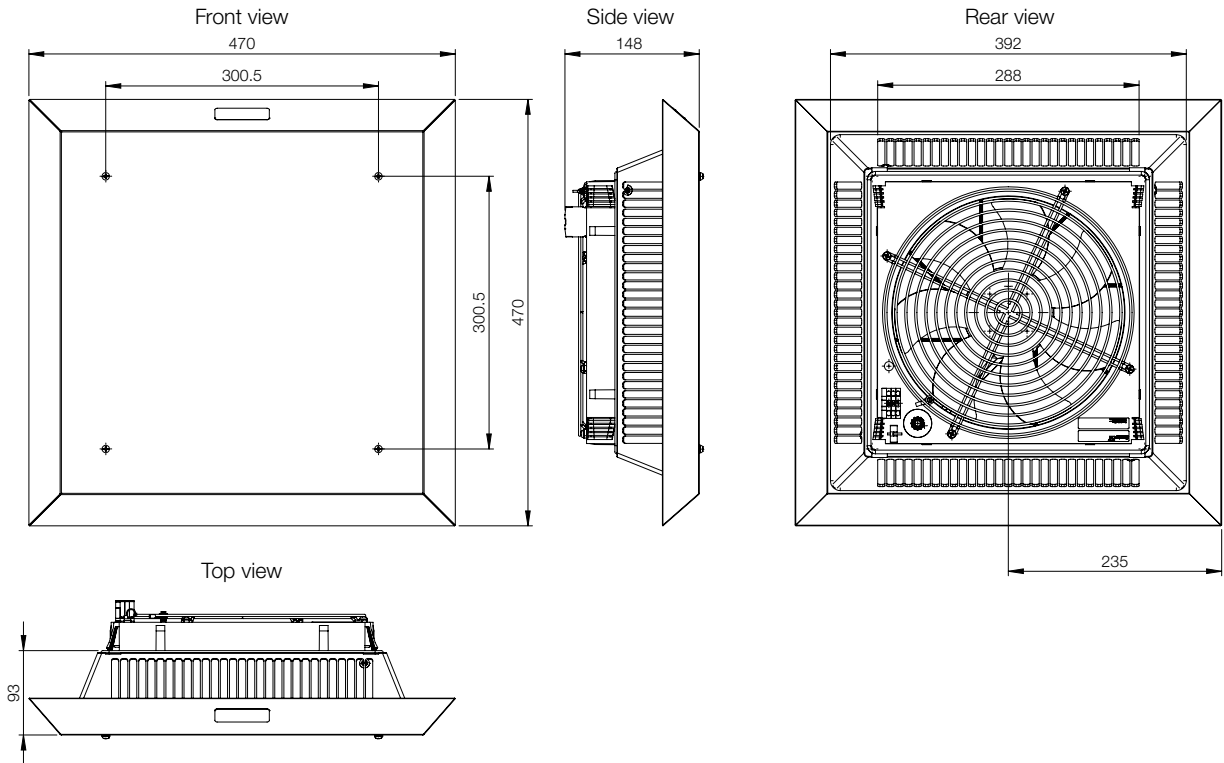
Performance



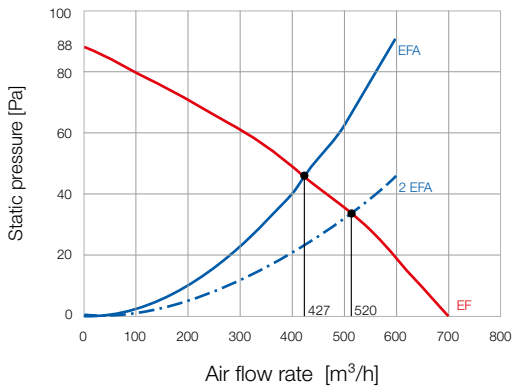
Performance



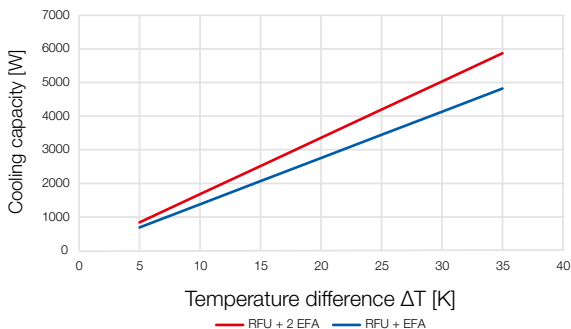
RFU7003R5 / RFU7005R5
RFU7013R5 / RFU7015R5



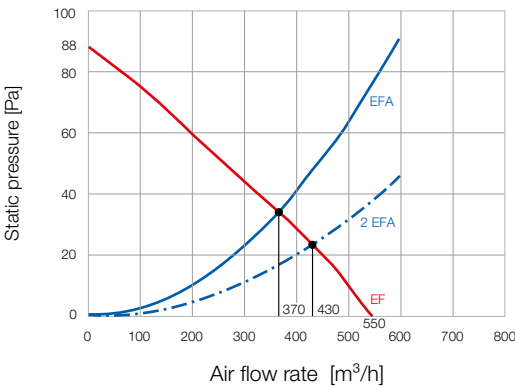
RFU7003R5 / RFU7013R5
Static pressure diagram



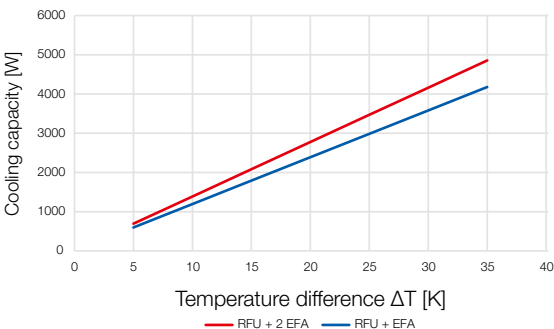
Performance



RFU7005R5 / RFU7015R5
Static pressure diagram

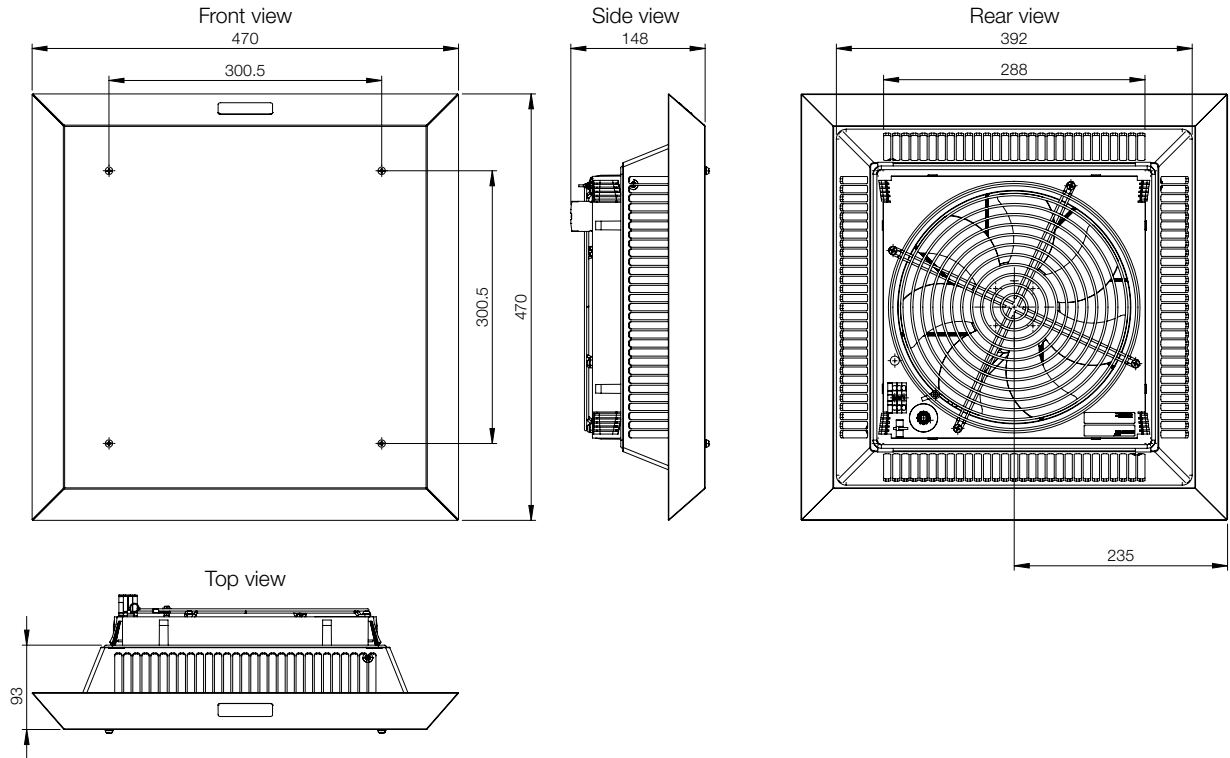


Performance

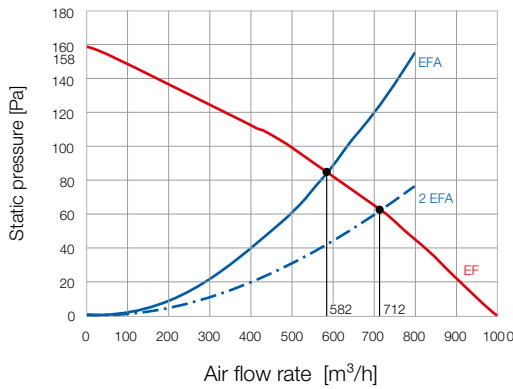


Dimensional drawing | RFU

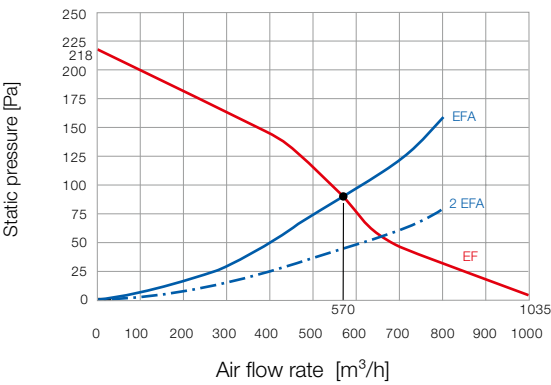
RFU10003R5 / RFU10005R5
RFU10013R5 / RFU10015R5



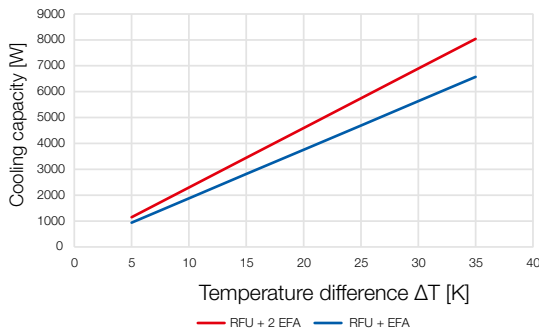
RFU10003R5 / RFU10013R5
Static pressure diagram



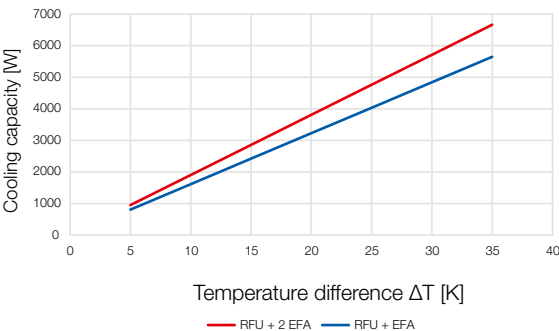
RFU10005R5 / RFU10015R5
Static pressure diagram




Performance



Performance





Thermal Management Ventilation Range

Roof | REU

**Description:**

Roof exhaust unit for mounting on the top of the enclosure, providing natural ventilation. The unit is easily installed with a quick fastening system. Filtration efficiency of >90% for the IP 54 unit (REU05R5).

Material:

Painted mild steel, and injection-moulded thermoplastic (ABS-FR) self extinguishing, UL94V0.

Temperature range:

-15 °C to +55 °C.

Protection:

IP 33 No filtermat, IP54. Filtermat.

Finish:

RAL 7035 structured powder coating.

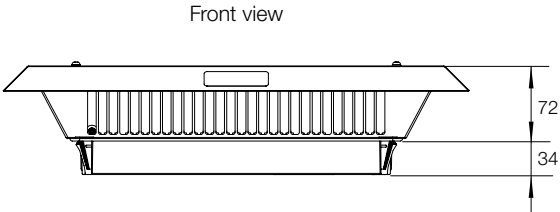
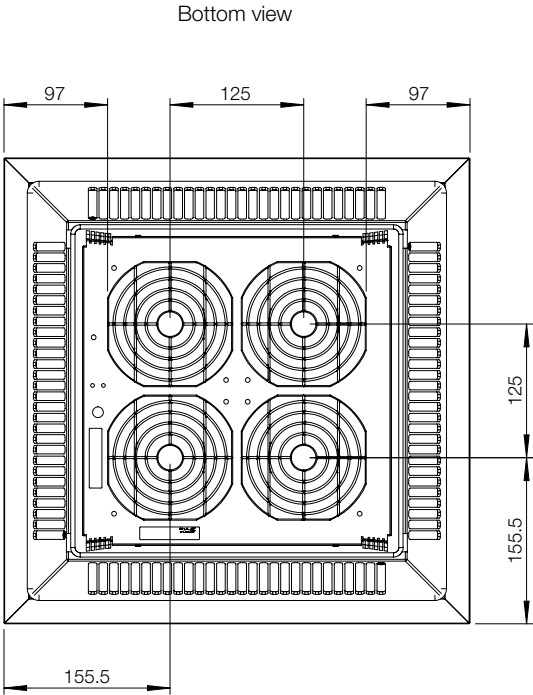
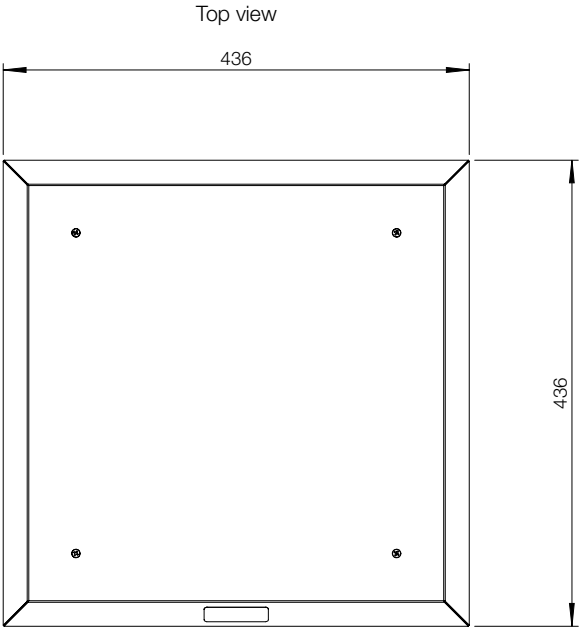
Pack quantity:

One roof exhaust unit.



Filter mat (EN779)	Filtration efficiency (%)	IP	Cut-out (mm)	Weight (kg)	Item no.
No filter mat	No filter mat	33	291 × 291	3.35	REU03R5
G4	>90	54	291 × 291	3.40	REU05R5

Dimensional drawing | REU



Thermal Management

Heating & Anticondensation Range

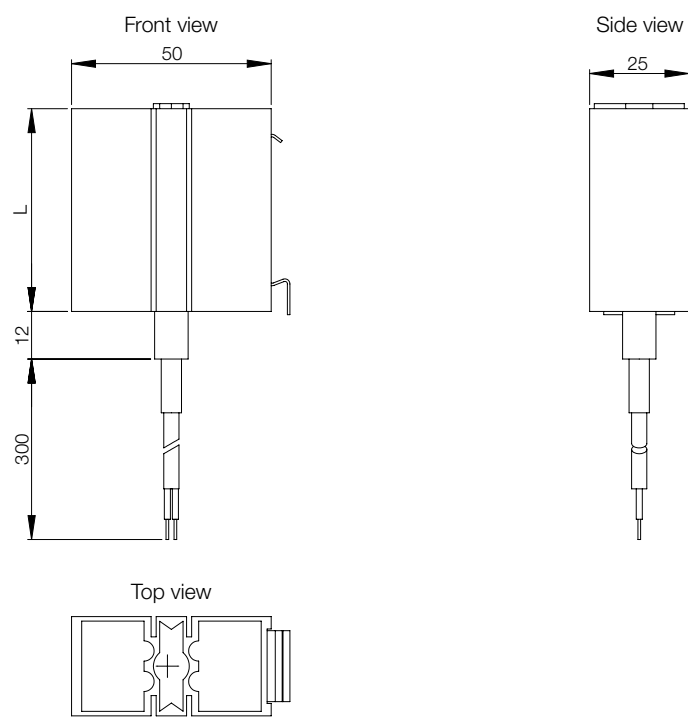
Accessories

Anti condensation small heater, EGK

Description:	Small semiconductor heater to be fixed in vertical position to prevent condensation. Mounting clip for 35 mm DIN rail (EN60715). For UL version please contact nVent HOFFMAN.
Heating element:	PTC resistor.
Material:	Plastic, and anodised aluminium profile.
Operating temperature:	-45 °C to +70 °C. The heating capacity is for ambient temperature 20 °C.
Connection:	3 x 0.5 mm ² (300 mm) silicon cable. For UL heaters 3XAWG20 (300 mm) cable.
Protection:	IP 44, Class I (earthed).
Approvals:	CE, EAC.
Pack quantity:	1 piece.

Capacity (W)	Starting current (A)	L (mm)	Voltage (V)	Weight (kg)	Item no.
10	1.0	52	120-240 V AC/DC	0.15	EGK010
20	2.5	60	120-240 V AC/DC	0.15	EGK020
30	3.0	70	120-240 V AC/DC	0.15	EGK030

** The min / max voltage values for 120-240 V heaters are 110 / 265 V, operating with voltages below 140 V AC/DC reduces heating performance by approx. 10%.*

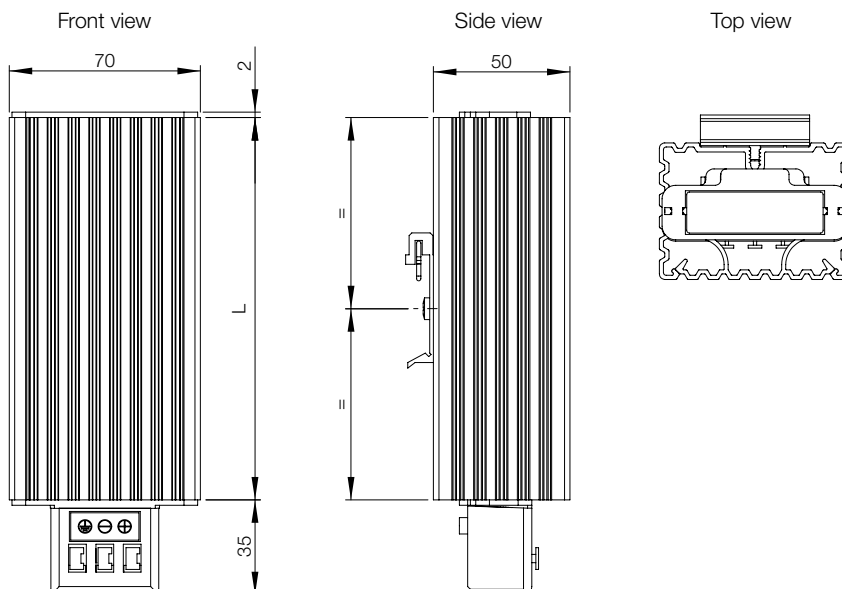


Anti condensation large heater, EHG

Description:	Large heater to be fixed preferably in vertical position to prevent condensation. Mounting clip for 35 mm DIN rail (EN60715).
Heating element:	PTC resistor, self regulating and temperature limiting.
Material:	Plastic, and anodised aluminium profile.
Operating temperature:	-40 °C to +70 °C. The heating capacity is for ambient temperature 20 °C.
Connection:	Plug terminal connection ($2 \times 0.5\text{-}2.5\text{ mm}^2$), available on request with connecting cable (500 mm).
Protection:	IP 20 supplied with terminals. IP 44 on request (supplied with cable).
Approvals:	CE, EAC, cULus_UL Listed.
Pack quantity:	1 piece.



Capacity (W)	Starting current (A)	L (mm)	Voltage (V)	Weight (kg)	Item no.
15	1.1	65	110 - 250 V AC, 50/60 Hz	0.25	EHG015
30	1.2	65	110 - 250 V AC, 50/60 Hz	0.25	EHG030
45	1.8	65	110 - 250 V AC, 50/60 Hz	0.30	EHG045
60	2.5	140	110 - 250 V AC, 50/60 Hz	0.45	EHG060
75	4.5	140	110 - 250 V AC, 50/60 Hz	0.55	EHG075
100	5.0	140	110 - 250 V AC, 50/60 Hz	0.55	EHG100
150	7.5	215	110 - 250 V AC, 50/60 Hz	0.80	EHG150



Thermal Management

Heating & Anticondensation Range

Accessories

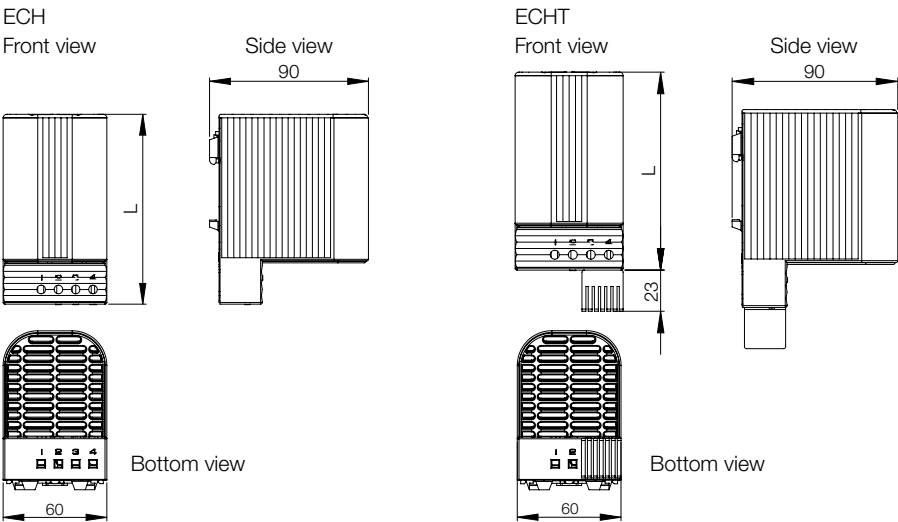
Compact heater, ECH(T)

Description:	Double insulated vertical heater to prevent condensation. Mounting clip for 35 mm DIN rail (EN60715). Touch-safe heater, the temperatures of the housing are kept under 80 °C except upper protective grille. The heater with thermostat (ECHT) includes a plug-in thermostat therefore it does not require additional wiring, starting temperature of 5 °C, and switch-off temperature of 15 °C.
Heating element:	PTC resistor, temperature limiting.
Material:	Plastic according to UL94 V-0.
Operating temperature:	-45 °C to +70 °C. The heating capacity is for ambient temperature 20 °C.
Connection:	Pole terminal 2.5 mm², torque 0.8 Nm max.
Protection:	IP 20, Class II (double insulated).
Approvals:	CE, EAC.
Finish:	Black.
Pack quantity:	1 piece.



Heating Capacity (W)	Starting current (A)	L (mm)	Voltage (V)	Weight (kg)	Item no.
50	2.5	110	120-240 V AC	0.35	ECH50
100	4.5	110	120-240 V AC	0.35	ECH100
150	8.0	150	120-240 V AC	0.50	ECH150
50	2.5	110	120-240 V AC	0.35	ECHT50
100	4.5	110	120-240 V AC	0.35	ECHT100
150	8.0	150	120-240 V AC	0.50	ECHT150

Voltage range: min. 110V - max 265 V. Operating below 140 V AC reduces performance by approx. 10%

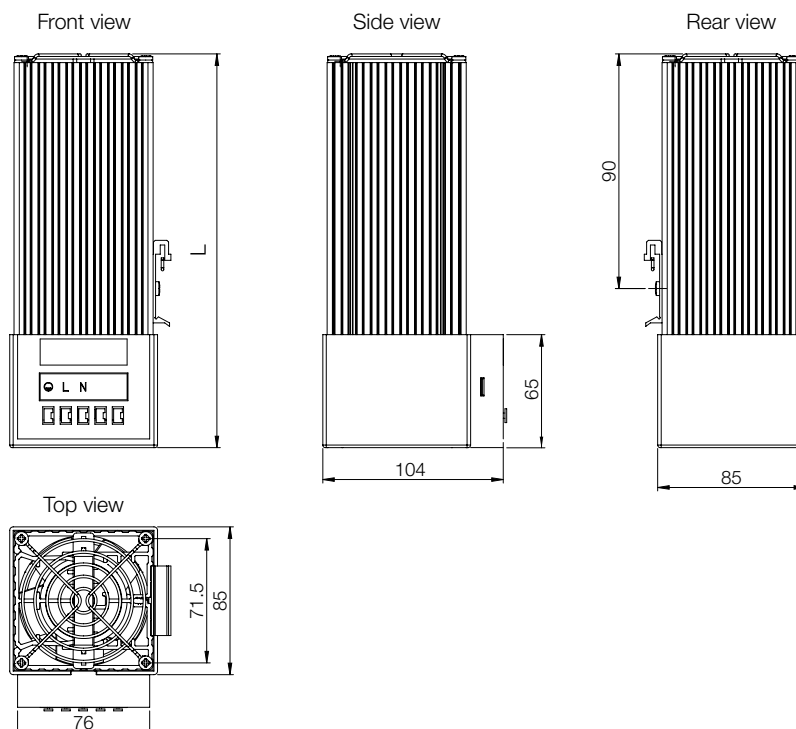


Fan Heater, EGL

Description:	Heater with fan to be fixed as desired, but preferably in vertical position to prevent condensation. The fan assists the natural convection for fast distribution of the heat in large enclosures. Mounting clip for 35 mm DIN rail (EN60715).
Heating element:	PTC resistor, self regulating and temperature limiting.
Fan life:	50.000 h at 25 °C.
Material:	Plastic, and anodised aluminium profile.
Operating temperature:	-40 °C to +70 °C. The heating capacity is for ambient temperature 20 °C.
Connection:	Plug terminal connection (2 × 0.5-2.5 mm ²).
Protection:	IP 20, Class I (earthed).
Approvals:	CE, EAC, cULus_UL Listed.
Pack quantity:	1 piece.



Capacity (W)	Starting current (A)	L (mm)	Voltage (V)	Weight (kg)	Item no.
250	2.2	187	120 V AC, 50/60 Hz	1.20	EGL250UL115
250	1.1	187	230 V AC, 50/60 Hz	1.20	EGL250UL230
400	3.6	227	120 V AC, 50/60 Hz	1.30	EGL400UL115
400	1.8	227	230 V AC, 50/60 Hz	1.40	EGL400UL230



Thermal Management

Heating & Anticondensation Range

Accessories

Fan Heater, EHV

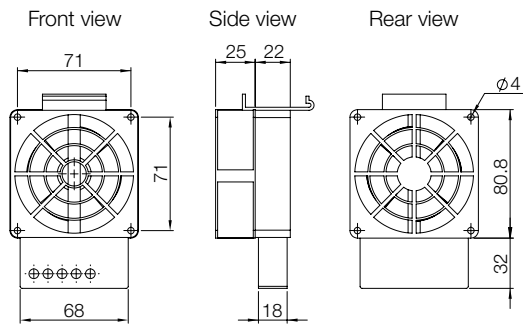
Description:	High performance space saving fan heater to prevent condensation. The fan assists the natural convection for fast distribution of the heat in large enclosures. Mounting clip for 35 mm DIN rail (EN60715). Temperature safety cut-out to protect against overheating in case of fan failure, automatic reset.
Heating element:	High performance cartridge.
Material:	Plastic according to UL94 V-0, and die-cast aluminium.
Fan life:	50.000 h at 25 °C.
Operating temperature:	-45 °C to +70 °C.
Connection:	3-pole screw connector 2.5 mm².
Protection:	IP 20, Class I (earthed).
Approvals:	CE, EAC.
Pack quantity:	1 piece.



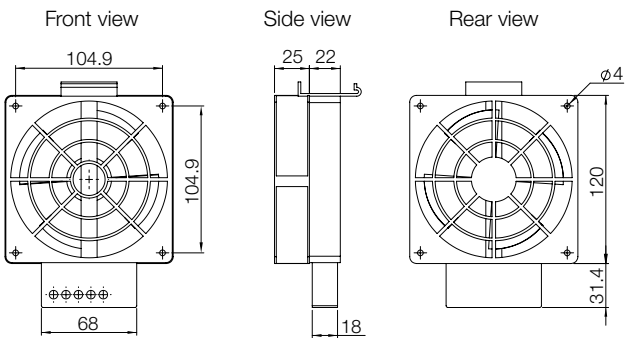
Capacity (W)	Air flow m³/h	Voltage (V)	Item no.
100	35	230 V AC 50/60 HZ	EHV100
150	35	230 V AC 50/60 HZ	EHV150
200	108	230 V AC 50/60 HZ	EHV200
300	108	230 V AC 50/60 HZ	EHV300
400	108	230 V AC 50/60 HZ	EHV400

Voltage (V): 120 V AC on request.

EHV100 / EHV150




EHV200 / EHV300 / EHV400



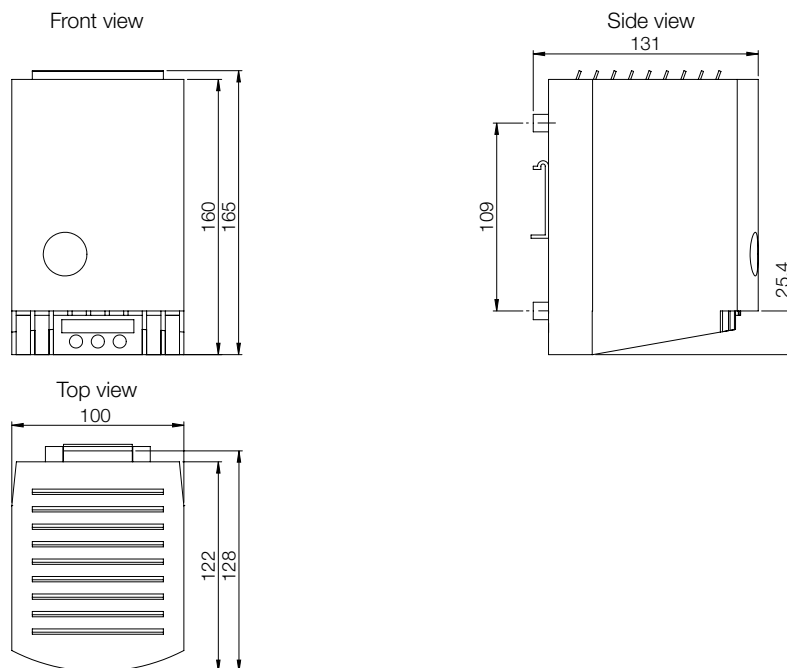
Fan heater, ECR

Description:	High performance heater to prevent condensation. The fan assists the natural convection for a better heat distribution. Double insulated. Mounting clip for 35 mm DIN rail (EN60715). Temperature safety cut-out to protect against overheating in case of fan failure, automatic reset. Thermostat control lamp.
Material:	Plastic according to UL94 V-0.
Setting range:	0 °C to +60 °C.
Heating element:	PTC resistor, temperature limiting.
Fan life:	50.000 h at 25 °C.
Operating temperature:	-45 °C to +70 °C.
Connection:	2 pole clamp 2.5 mm ² , torque 0.8 Nm max.
Protection:	IP 20, Class II (double insulated).
Approvals:	CE, EAC.
Finish:	Light grey.
Pack quantity:	1 piece.



Capacity (W)	Starting current (A)	Voltage (V)	Weight (kg)	Item no.
550	13.0	220-240 V AC, 50/60 Hz	1.05	ECR550

Voltage (V): 100-120 V AC on request.



Thermal Management

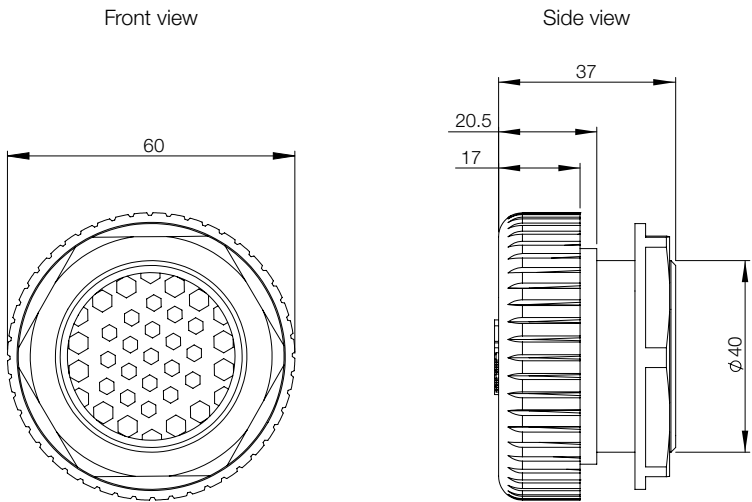
Heating & Anticondensation Range

Accessories

Pressure compensation, EDA

Description:	It compensates the pressure with high IP. In the enclosures pressure differentials can occur during extreme temperature variations, when this happens there is risk of dust and humidity inside the enclosure. Even with a slight overpressure, a waterproof membrane inside the plug allows air and humidity to leave the enclosure. In the opposite direction, it only allows dry air into the enclosure. Mounting with thread M40x1.5 with nut, recommended torque of 5 Nm (max. 10 Nm). For optimal pressure compensation we recommend to use two devices on opposite sides towards the top of the enclosure. Air permeability of 1200 l/h at a pressure difference of min. 70 mbar.
Material:	Plastic. Sealing gasket NBR.
Operating temperature:	-35 °C to +70 °C.
Machining required:	Round hole 40.5 mm diameter. Depth in the enclosure of approximately 16 mm.
Protection:	IP 66 / IP X9K.
Approvals:	CE.
Finish:	Light grey.
Pack quantity:	1 piece.

Item no.
EDA40



Stainless steel pressure compensation plug, EDAS

Description:

It compensates the pressure with high IP. In the enclosures pressure differentials can occur during extreme temperature variations, when this happens there is risk of dust and humidity inside the enclosure. Even with a slight overpressure, a waterproof membrane inside the plug allows air and humidity to leave the enclosure. In the opposite direction, it only allows dry air into the enclosure. Mounting with thread M40x1.5 with nut, recommended torque of 5 Nm (max. 10 Nm). For optimal pressure compensation we recommend to use two devices on opposite sides towards the top of the enclosure. Air permeability of 1200 l/h at a pressure difference of min. 70 mbar.

Material:

AISI 303 stainless steel. Sealing gasket NBR.

Operating temperature:

-45 °C to +80 °C.

Machining required:

Round hole 40.5 mm diameter. Depth in the enclosure of approximately 9 mm.

Protection:

IP 66 / IP X9K.

Approvals:

CE.

Finish:

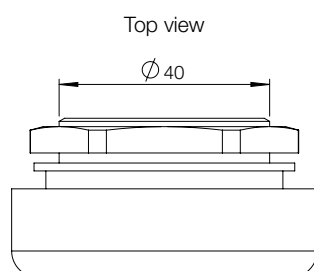
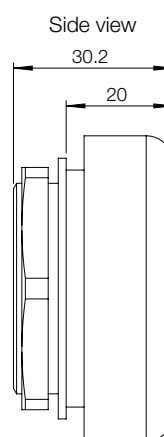
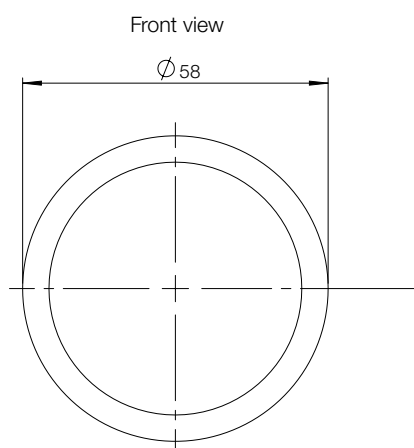
Stainless steel.

Pack quantity:

1 piece.


Item no.

EDAS40



Thermal Management

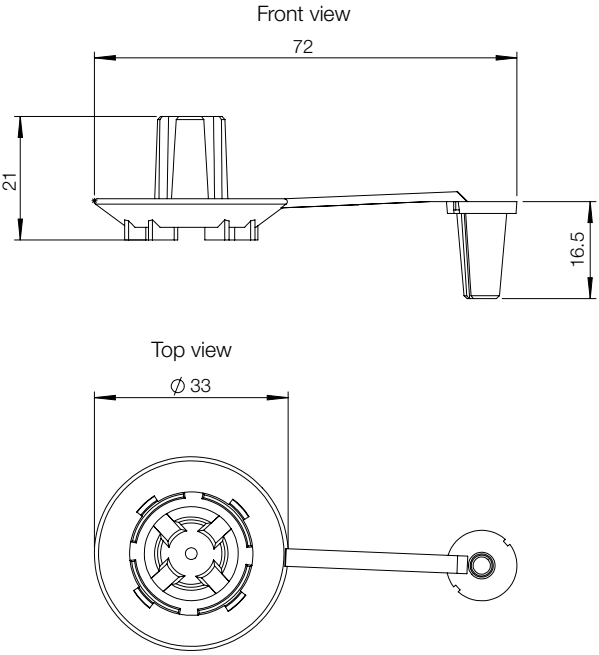
Heating & Anticondensation Range

Accessories

Drain plug, DWP

- Description:** Drain plug to remove condensation water. Easy to install. Fits material thicknesses up to 4 mm. Protection degree IP 44.
- Material:** Rubber.
- Machining required:** Round hole 11 mm diameter.
- Pack quantity:** 10 pieces.

Item no.
DWP02



Pressure compensation plug, PVD

- Description:

It gives a controlled change in pressure. In the enclosures pressure differentials can occur during extreme temperature variations, when this happens there is risk of dust and humidity inside the enclosure. Mounting with a PG29 thread with nut, recommended torque of 5 Nm (max. 10 Nm). For optimal pressure compensation we recommend to use two devices on opposite sides towards the top of the enclosure. Sealing gasket NBR. Weather proof and UV light resistant according to UL746(f1). Air interface of approximately of 1.5 cm².
- Material:

Plastic according to UL94 V-0. Sealing gasket NBR.
- Operating temperature:

-45 °C to +70 °C.
- Machining required:

Round hole 37 mm diameter.
- Protection:

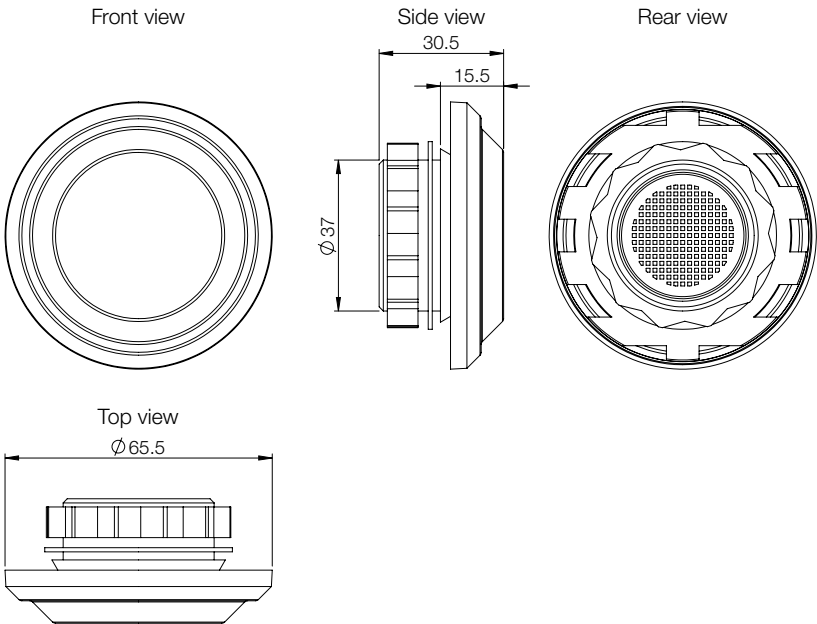
IP 55.
- Finish:

Light grey.
- Pack quantity:

2 pieces.



Weight (kg)	Item no.
0.10	PVD02



Thermal Management

Control Range

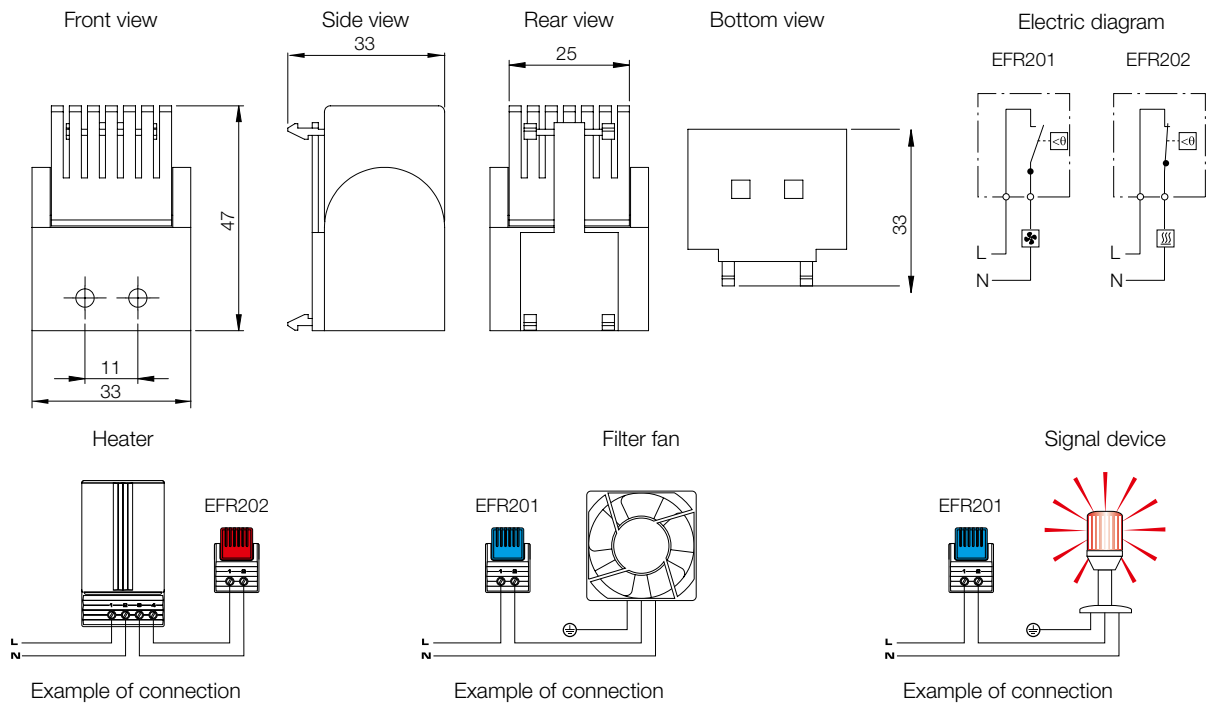
Accessories

Fix Thermostat, EFR

Description:	Pre-set thermostats to manage temperature in panels. Sensor element thermostatic bimetal. Red one (EFR202) with a normally closed contact for regulating heaters. Blue one (EFR201) with a normally opened contact for regulating cooling devices or signal devices. Mounting clip for 35 mm DIN rail (EN 60715).
Material:	Plastic according to UL94 V-0.
Switch capacity:	250V AC, 5 (1.6) A. 120 V AC, 10 (2) A. 24 V DC, 30 W. Value in brackets for inductive load. Max. starting current of 16 A (AC) for 10 seconds.
Operating temperature:	-40 °C to +80 °C.
Service life:	> 100,000 cycles.
Connection:	2 pole terminal for 2.5 mm², torque 0.8 Nm max.
Protection:	IP 20.
Approvals:	CE, EAC, cULus_UL Listed.
Finish:	Light grey.
Pack quantity:	1 piece.



Description	Switch on temperature (°C)	Switch off temperature (°C)	Item no.
Normally opened contact	+35	+25	EFR201
Normally closed contact	+5	+15	EFR202

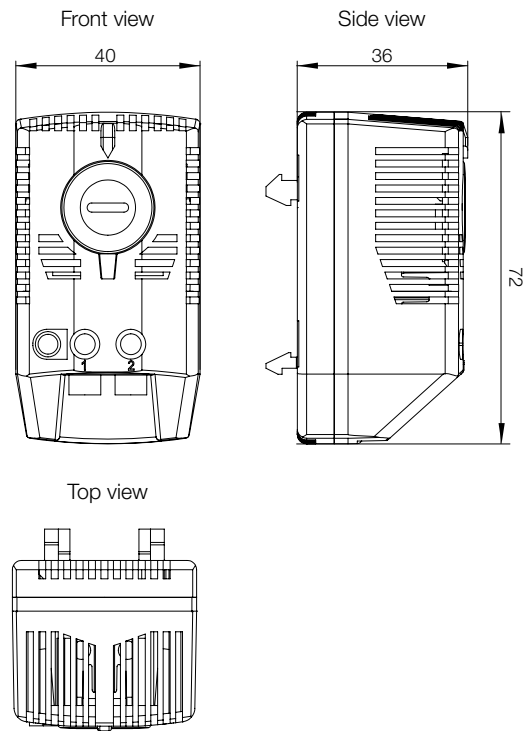


Thermostat, ETR

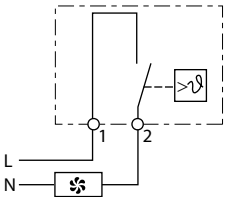
Description:	Thermostat with NC/NO contacts to manage temperature in panels. ETR202 with a normally closed contact for regulating heaters. ETR201 with a normally open contact for regulating cooling devices or signal devices. Sensor element thermostatic bimetal. Mounting clip for 35 mm DIN rail (EN 60715).
Material:	Plastic according to UL94 V-0.
Setting range:	0 °C to +60 °C. Switching temperature difference less than 7 °K, and switching point tolerance ±4 °K.
Switch capacity:	240 V AC, 10(2) A. 120 V AC, 15(2) A. 24 V DC, 30 W. Value in brackets for inductive load.
Operating temperature:	-20 °C to +80 °C.
Service life:	> 100,000 cycles.
Connection:	Screw terminal for cable (0.5 to 2.5 mm²).
Protection:	IP 20.
Approvals:	CE, EAC, cULus_UL Listed.
Finish:	RAL 7035.
Pack quantity:	1 piece.



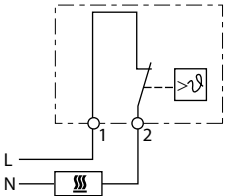
Description	Item no.
Normally opened contact	ETR201
Normally closed contact	ETR202



ETR 201 Electric diagram



ETR 202 Electric diagram



Thermal Management

Heating & Anticondensation Range

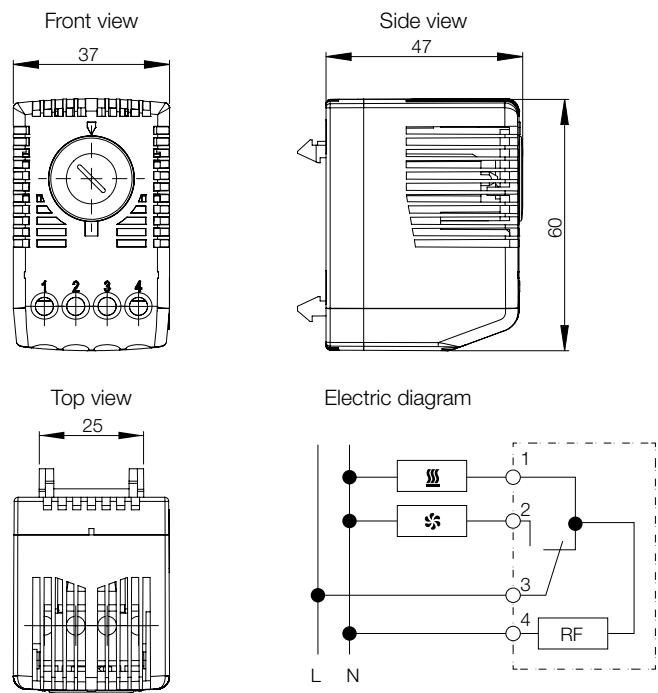
Accessories

Thermostat, ETR200

Description:	Thermostat with changeover contact to manage any kind of device, heater or cooling. Sensor element thermostatic bimetal. Mounting clip for 35 mm DIN rail (EN 60715).
Material:	Plastic according to UL94 V-0.
Setting range:	0 °C to +60 °C. Switching temperature difference less than 3 °K, and switching point tolerance ±3 °K.
Switch capacity:	NC contact, 100-250 V AC, 10(2) A. NO contact, 100-250 V AC, 5(2) A, for 230 V AC operation only. 24 V DC, 30 W. Value in brackets for inductive load.
Operating temperature:	-40 °C to +80 °C.
Service life:	> 100,000 cycles.
Connection:	Screw terminal for cable (0.5 to 2.5 mm²).
Protection:	IP 20.
Approvals:	CE, EAC, cULus_UL Listed.
Finish:	RAL 7035.
Pack quantity:	1 piece.



Item no.
ETR200



Dual Thermostat, ETR203

Description:

Device with two independent thermostats, unlike thermostats with changeover contacts, connected devices can be switched in different temperature ranges. One thermostat with a normally closed contact for regulating heaters, and one with a normally opened contact for regulating cooling devices or signal devices. Sensor element thermostatic bimetal. Mounting clip for 35 mm DIN rail (EN 60715).

Material:

Plastic according to UL94 V-0.

Setting range:

0 °C to +60 °C. Switching temperature difference less than 7 °K, and switching point tolerance ± 4 °K.

Switch capacity:

240 V AC, 10(2) A. 120 V AC, 15(2) A. 24 V DC, 30 W. Value in brackets for inductive load.

Operating temperature:

-40 °C to +80 °C.

Service life:

> 100,000 cycles.

Connection:

Screw terminal for cable (0.5 to 2.5 mm²).

Protection:

IP 20.

Approvals:

CE, EAC, cULus_UL Listed.

Finish:

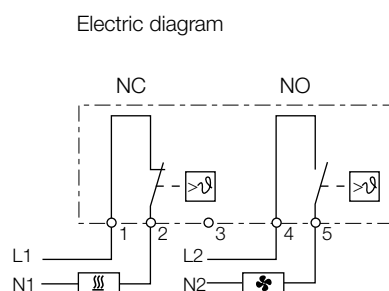
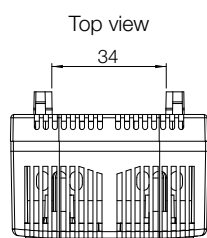
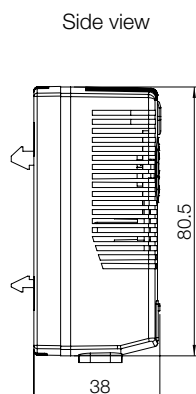

RAL 7035.

Pack quantity:

1 piece.


Item no.

ETR203



Thermal Management

Heating & Anticondensation Range

Accessories

Hygrostat, ETF200

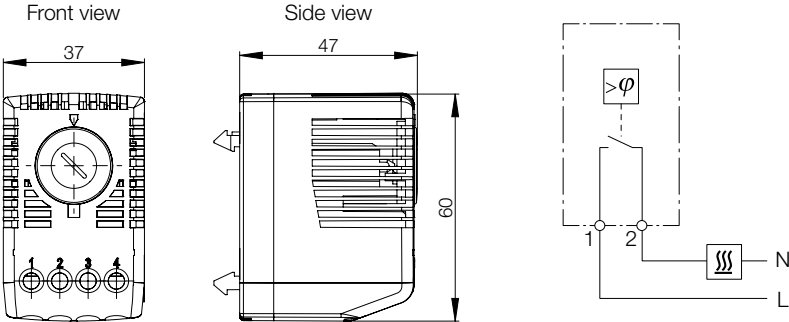
Description:	Mechanical hygrostat designed to control heaters when the pre-set or fixed relative humidity is exceeded. The relative humidity must be kept above the dew point to prevent condensation and corrosion inside the enclosure. Mounting clip for 35 mm DIN rail (EN 60715).
Material:	Plastic according to UL94 V-0
Switch capacity:	250 V AC, 5 A. DC, 20 W, (30 W ETF2000).
Operating temperature:	0 °C to +60 °C.
Service life:	> 50,000 cycles.
Connection:	2 pole terminal for 2.5 mm².
Protection:	IP 20.
Approvals:	CE, EAC, cULus_UL Listed.
Finish:	RAL 7035.
Pack quantity:	1 piece.



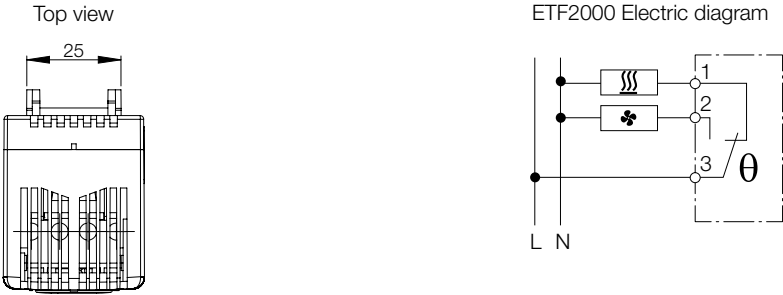
Description	Weight (kg)	Setting range	Item no.
Pre-set hygrostat	0.05	65%	ETF200
Adjustable hygrostat	0.05	40% to 90%	ETF2000

ETF200 / ETF2000

ETF200 Electric diagram



ETF2000 Electric diagram

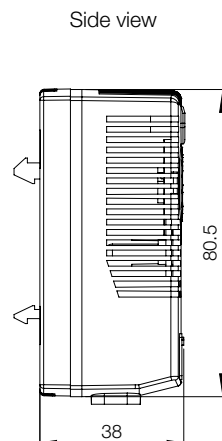
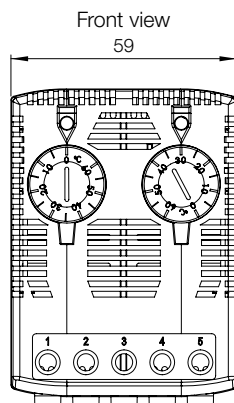


Electronic thermostat / hygrostat, ETF300

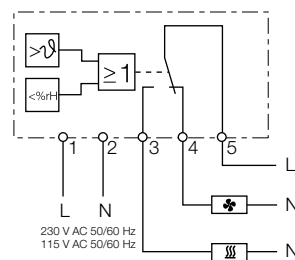
Description:	Electronic hygrostat-thermostat monitors the relative humidity and the temperature independently of each other, and it manages heaters and filter fans to prevent condensation and corrosion inside the enclosure. Mounting clip for 35 mm DIN rail (EN 60715).
Setting range:	0 °C to +60 °C, and 40 to 90% R.H.
Material:	Plastic according to UL94 V-0.
Switch capacity:	240 V AC, 8(3) A. 120 V AC, 8(3) A. 24 V DC, 4 A. Value in brackets for inductive load.
Operating temperature:	-20 °C to +60 °C.
Service life:	50,000 cycles.
Connection:	Pole terminal for 2.5 mm ² .
Protection:	IP 20.
Approvals:	CE, EAC, cULus_UL Listed.
Finish:	RAL 7035.
Pack quantity:	1 piece.



Voltage (V)	Frequency (Hz)	Item no.
230 V AC	50/60	ETF300
115 V AC	50/60	ETF300120



Electric diagram



Thermal Management

Hazardous Location Heating

Accessories

Hazardous location heaters, DAHHL


Description:	50 W and 80 W models can be mounted directly to manifolds, measuring or analysing instruments, control valves, and similar equipment. 200 W, 300 W, 400 W, 600 W models are finned heaters that heat the area by transferring the heat from the heater to surrounding air, creating a convection current.
Material:	Black anodized aluminium.
Heating element:	Conductive and convective heating types available.
Operating temperature:	Provides freeze protection down to -60 °C (-76 °F). Maximum temperature 150 °C (302 °F).
Approvals:	ATEX, IECEx; II2G Ex d IIC T3 / II2 D Ex Td A21 IP 65 T200 °C; NEC CSA us; Class I, Div 1 Groups A, B, C, D / Class II Div 1 Groups E, F, G
Pack quantity:	1 piece.
Note:	A thermostat, range HLTSTAT, is required for 400 W and 600 W models. It is sold separately as an accessory.



Heating Power (W)	H	W	D	Weight (kg)	Heating type	Power regulation	Temperature classification	Rated voltage (VAC/VDC)	Item no.
50	190	40	30	0,5	Conduction	Self limiting	T4	110/265	DAHHL501AC
80	190	40	30	0,5	Conduction	Self limiting	T3	110/265	DAHHL801AC
200	225	229	60	3,95	Convection	Self limiting	T3	110/265	DAHHL200AC
300	325	229	60	5,65	Convection	Self limiting	T3	110/265	DAHHL300AC
400	225	229	60	3,95	Convection	Constant power	T3	108/132	DAHHL4001A
400	225	229	60	3,95	Convection	Constant power	T3	207/253	DAHHL4002A
600	325	229	60	5,65	Convection	Constant power	T3	108/132	DAHHL6001A
600	325	229	60	5,65	Convection	Constant power	T3	207/253	DAHHL6002A

Hazardous location heaters, HLHEAT

Description:	Large convection surface. DIN clip for mounting. Maintenance-free. Surface temperature T4 135 °C when mounted vertically.
Material:	Extruded aluminium heat sink. Black anodized.
Heating element:	High-performance heating cartridge (element).
Connection:	Connection cable: Si HF-JZ 3 x AWG 18 x 3.3 ft (0.75 mm² x 1 m).
Protection:	IP 65
Approvals:	Conformity Certificate LCIE (Laboratoire Central des Industries Electriques) ; LCIE 01 ATEX 6073; EEx d IIC T4/II 2 GD, IP 6x T135 °C
Pack quantity:	1 piece.



Heating Power (W)	H	W	D	Heating type	Temperature classification	Rated voltage (VAC)	Item no.
100	180	118	69	Convection	T4 135 °C	110-120	HLHEAT100

Hazardous location thermostats, HLTSTAT

Description:	The thermostat closes the circuit when the temperature is below the setpoint and opens it when the temperature is above the setpoint.
Material:	Seawater-proof aluminium, black anodized.
Operating temperature:	-60 to +60 °C. Maximum permissible operating temperature range at normal rating: -60 to +150 °C.
Connection:	1 m long silicone cable, notch and oil resistant, 3x AWG16; Ø 9.4 mm.
Protection:	IP 66 / IP 68 (1bar/30min).
Approvals:	PTB 03 ATEX 1136 X; II 2 G Ex db IIC T6; II 2 D Ex tb IIIC T80 °C; IECEx PTB 07.0054X; CSA 1655545 (LR43674); Cl. I, Grp. ABCD T6; Cl. II Grp. EFG
Pack quantity:	1 piece.



Switch On/Off	H	W	D	Weight (kg)	Temperature classification	Rated voltage (VAC/VDC)	Max Current (A)	Item no.
TON 20 °C/TOFF 28 °C	89	41	30	28	T6	0-275 V	10	HLTSTAT20C
TON 10 °C/TOFF 18 °C	89	41	30	28	T6	0-275 V	10	HLTSTAT10C

Hazardous location thermostats, HLTHERMNC

Description:	The thermostat closes the circuit when the temperature is below the setpoint and opens it when the temperature is above the setpoint. Thermostatic bimetallic sensor element. One-pole contact opens with rising temperature. Compact design. High switching capacity. Small hysteresis (switching difference). Long service life (greater than 100,000 cycles). Set temperature. Mounting bracket and DIN clip for mounting.
Material:	Black anodized aluminium.
Switch capacity:	at 250VAC: 4A resistive; 1A ind. (cos f = 0.6).
Connection:	Si HF - JZ 3 x AWG 18 x 3.3 ft (0.75 mm² x 1 m).
Protection:	IP 65.
Approvals:	Conformity Certificate LCIE (Laboratoire Central des Industries Electriques) ; LCIE 01 ATEX 6074 ; EEx d IIC T6/II 2 GD, IP 6x T85 °C.
Pack quantity:	1 piece.



Switch On/Off	Temperature classification	Rated voltage (VAC/VDC)	Item no.
TON 4 °C/TOFF 25 °C	85 °C	250/100	HLTHERMNC





06

Cable Management

Cable Glands

Plastic cable glands, CPG.....	578
Simple protection cables entry, CES.....	579
Double protection cables entry, CED.....	580
Cable anchorage glands, CAG.....	581

Cable Entry Gland Plates

Cable entry gland plate, CEP.....	582
Round cable entry gland plate, CEPR.....	583
Connected cable entry gland plate, CCF.....	584
Cable entry grommet, CCG.....	585
Plastic cable plates, EHTC.....	586

Cable Management

Cable glands

Plastic cable glands, CPG

- Description:

Traditional cable fittings. Known for excellent strain relief even while providing a high protection class. Plastic lock nuts for fixation are included in the delivery.
- Material:

Fitting body made of polyamide PA6, and sealing made of neoprene.
- Temperature resistance:

-20°C to +100°C.
- Flammability:

V-2 according to UL94.
- Finish:

RAL 7035.
- Protection:

IP 66



Thread	Cable Size	Pack quantity	Item no.
M12 x 1.5	3 - 6.5	100	CPG12
M16 x 1.5	5 - 10	50	CPG16
M20 x 1.5	6 - 12	50	CPG20
M25 x 1.5	13 - 18	50	CPG25
M32 x 1.5	18 - 25	20	CPG32
M40 x 1.5	22 - 32	10	CPG40
M50 x 1.5	30 - 38	5	CPG50
M63 x 1.5	34 - 44	5	CPG63

Simple protection cables entry, CES

Description:

Simple grommet manufactured in a rubber-like material. The installation does not require tools. The "pushout" membrane is a permanent seal until it is penetrated by a cable or pipe. It is equipped with a sock that closes tight around the cable and allows for it to be moved around like a "joy-stick" in the opening without endangering the IP, so it works extremely well with cables passing through at an angle. Suitable for holes in materials of 0.5 to 4.5 mm thickness.

Material:

TPE (thermoplastic elastomer), halogen free.

Temperature resistance:

-50 °C to +125 °C.

Finish:

RAL 7035.

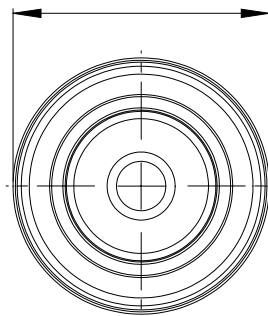
Protection:

IP 67.

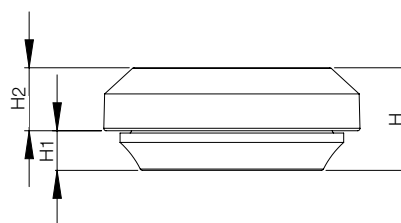


H	H1	H2	Metric	Diameter	Cable diameter (mm)	Hole diameter (mm)	Pack quantity	Item no.
11.0	4.0	6.75	M16	23.5	5-10	16.5	50	CES16
11.0	4.0	6.75	M20	27.5	6-13	20.5	50	CES20
11.0	4.0	6.75	M25	39.5	8-17	25.5	50	CES25
11.0	4.0	6.75	M32	39.5	12-24	32.5	25	CES32

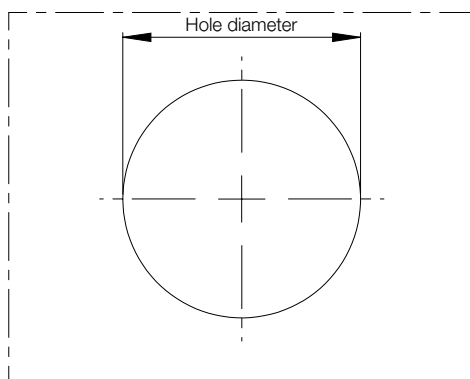
Front view
Diameter



Side view



Cut-out



Cable Management

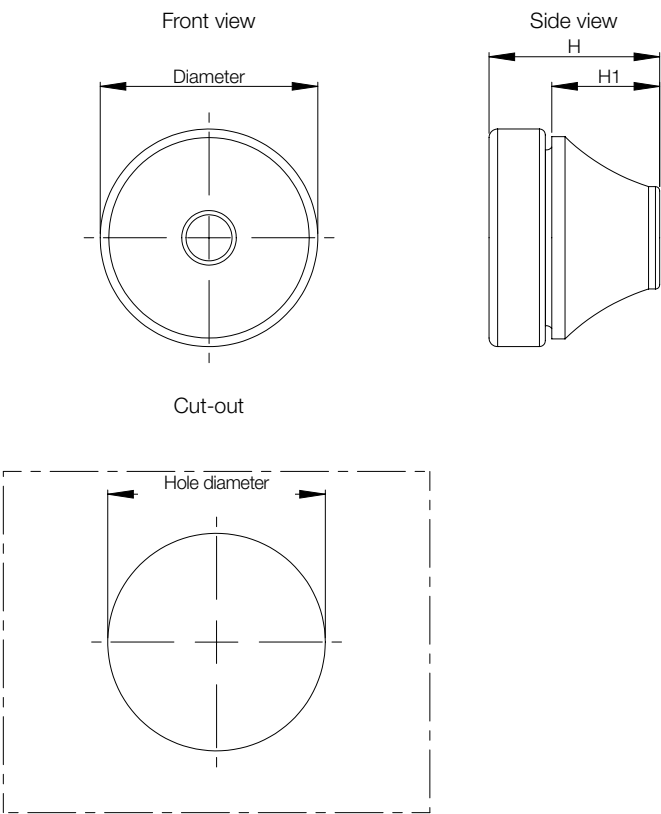
Cable glands

Double protection cables entry, CED

Description:	The rubber grommet is very simple to use. The installation does not require tools, which in turn means lower work cost. The "pushout" membrane is a permanent seal until it is penetrated by a cable or pipe. Suitable for holes in materials of 0.5 to 4 mm thickness.
Material:	EPDM, halogen free.
Temperature resistance:	-40 °C to +110 °C.
Finish:	RAL 7035.
Protection:	IP 67.



H	H1	Metric	Diameter	Cable diameter (mm)	Hole diameter (mm)	Pack quantity	Item no.
12.8	5.6	M12	20.0	4-7	12.5	50	CED12
17.7	11.0	M16	21.0	5-9	16.5	50	CED16
20.0	13.4	M20	25.5	8-13	20.5	50	CED20
21.3	15.3	M25	30.5	11-17	25.5	50	CED25
24.6	18.6	M32	38.5	15-20	32.5	25	CED32
29.5	21.7	M40	48.5	19-28	40.5	25	CED40
34.8	25.0	M50	60.5	27-35	50.5	10	CED50



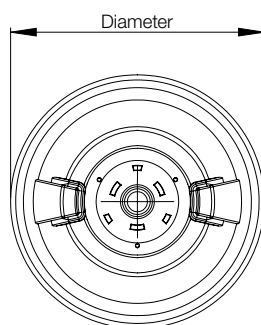
Cable anchorage glands, CAG

- Description:** Two-component grommet with membrane seal and cable anchorage. The installation does not require tools, it is self-adjusting to its surrounding wall thickness and click-fixed in place. Because of its compact design it only extends 5.7 mm outside the enclosure on which it is mounted. The "pushout" membrane is a permanent seal until it is penetrated by a cable or pipe. Suitable for holes in materials of 0.7 to 3 mm thickness.
- Material:** TPE and polyamide 66, halogen free.
- Temperature resistance:** -20 °C to +125 °C.
- Finish:** RAL 7035.
- Protection:** IP 67, 65, waterproof.
- Pack quantity:** 50 pieces.

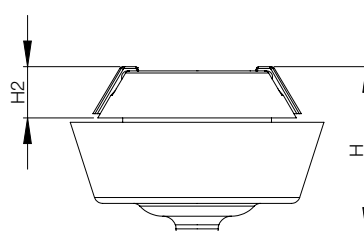


H	H2	Metric	Diameter	Cable diameter (mm)	Hole diameter (mm)	Item no.
17-20	5.7	M20	34-37	7-11	20.5	CAG20
17-20	5.7	M25	39-42	7-13	25.5	CAG25

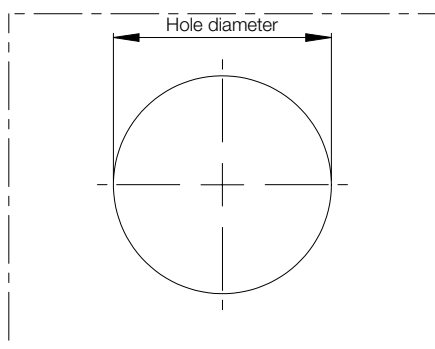
Front view



Side view



Cut-out



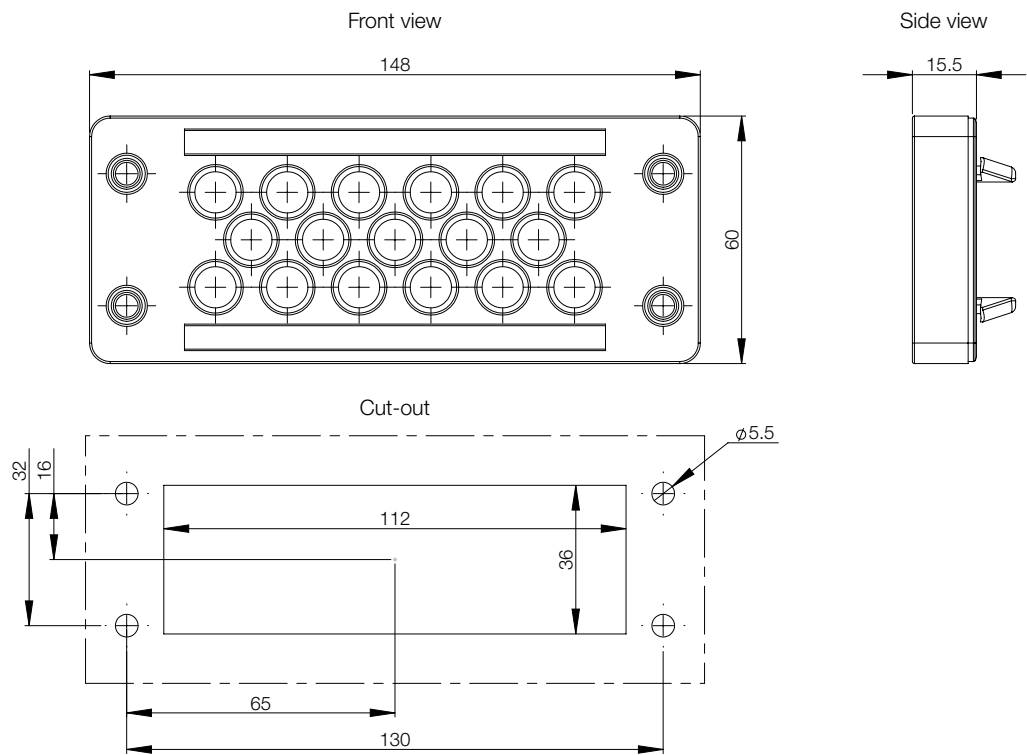
Cable Management

Cable Entry Gland Plates

Cable entry gland plate, CEP

Description:	Plastic cable entry for a fast, economical and tool-free incoming of cables and/or pneumatic conduits inside the enclosure. Integrated seal. For snap-in fastening (only for wall thicknesses ranging between 1.4 and 2 mm) and/or screwing. Installation height: 15.5 mm.
Material:	Polyamide, and the seal is made of TPU/NBR/EPDM, halogen free.
Temperature resistance:	-30°C to +70°C.
Flammability:	V-0 according to UL94.
Finish:	Black.
Protection:	IP 65.
Pack quantity:	1 piece.

Openings (mm)						Item no.
3-6	4-8	5-9	8-12	9.5-16	14-20	
4	-	4	-	-	3	CEP2411
-	-	-	12	-	-	CEP2412
6	-	4	-	4	-	CEP2414
-	-	17	-	-	-	CEP2417
16	-	4	2	-	-	CEP2422
-	23	-	-	-	-	CEP2423
29	-	-	-	-	-	CEP2429



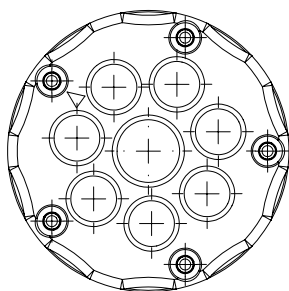
Round cable entry gland plate, CEPR

Description:	Round plastic cable entry for a fast, economical and tool-free incoming of cables and/or pneumatic conduits inside the enclosure. Integrated seal. For snap-in mounting. Snap-in system works at wall thicknesses of 1.4 to 2 mm. Installation height: 9 mm outside, and 24-25 inside.
Material:	Polyamide, and the seal is made of NBR/EPDM, halogen free.
Temperature resistance:	-30°C to +90°C.
Flammability:	V-0 according to UL94.
Finish:	Black.
Protection:	IP 65.
Pack quantity:	1 piece.

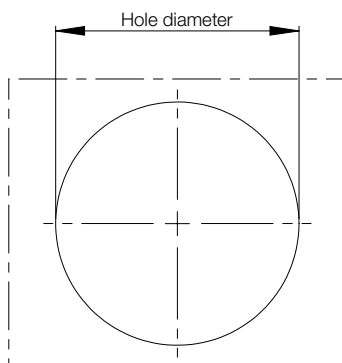


				Openings (mm)			Item no.
H1	H2	Diameter	Hole diameter (mm)	3-5	3 - 6,5	6-10	
9	24	58	50.5	-	7	1	CEPR5008
9	25	71	63.5	19	-	-	CEPR6319

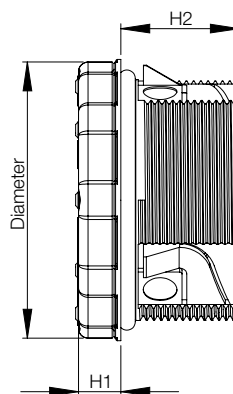
Front view



Cut-out



Side view



Cable Management

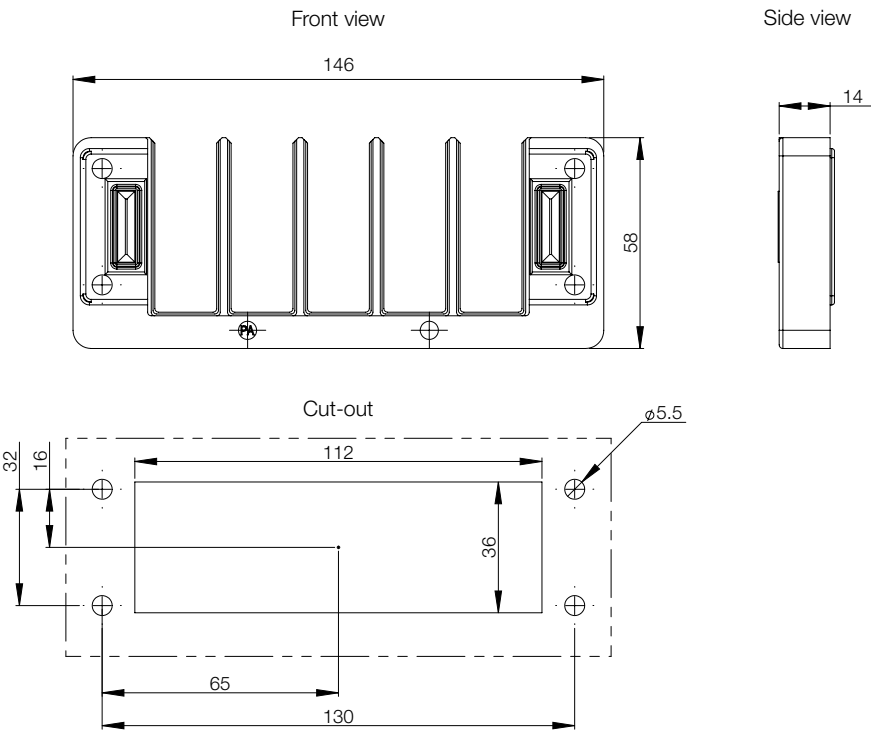
Cable Entry Gland Plates

Connected cable entry gland plate, CCF

Description:	Plastic cable entry for a fast, economical and tool-free incoming of cables fitted with connectors, inside the enclosure. Integrated seal. For snap-in fastening (only for wall thicknesses ranging between 1.4 and 2 mm) and/or screwing. Installation height: 14 mm. It has ten openings to be covered with ten CCG cable entry grommets. If it's not necessary to use all the grommets with cables, a dummy grommet is to be used in order to maintain the IP rating.
Material:	Polyamide, halogen free.
Temperature resistance:	-40°C to +140°C.
Flammability:	V-0 according to UL94.
Finish:	Black.
Protection:	IP 54 with suitable grommets and cables.
Pack quantity:	1 piece.



Openings	Item no.
10	CCF2410

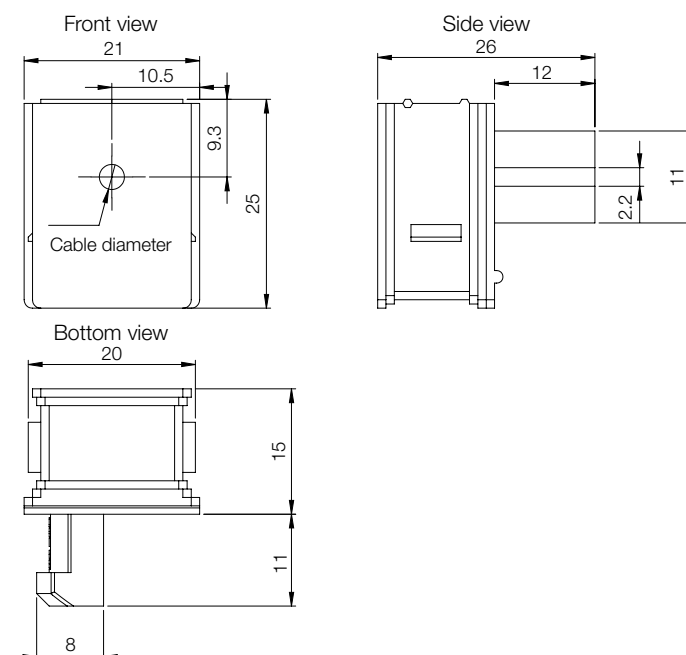


Cable entry grommet, CCG

- Description:** Mounted together with the CCF cable gland plate, CCG grommets are used to easily route cables fitted with connectors. The grommet is positioned around the cable and is equipped with catch hooks that anchor themselves in the CCF cable gland plate. Strain relief is achieved by using a simple cable tie.
- Material:** Thermoplastic rubber, halogen free.
- Temperature resistance:** -40°C to +80°C.
- Flammability:** HB according to UL94.
- Finish:** Black.
- Protection:** IP 54 with suitable gland plate and cables.
- Pack quantity:** 10 pieces.



Cable diameter (mm)	Item no.
0	CCG00
3-4	CCG03
4-5	CCG04
5-6	CCG05
6-7	CCG06
7-8	CCG07
8-9	CCG08
9-10	CCG09
10-11	CCG10
11-12	CCG11
12-13	CCG12
13-14	CCG13
14-15	CCG14
15-16	CCG15



Cable Management

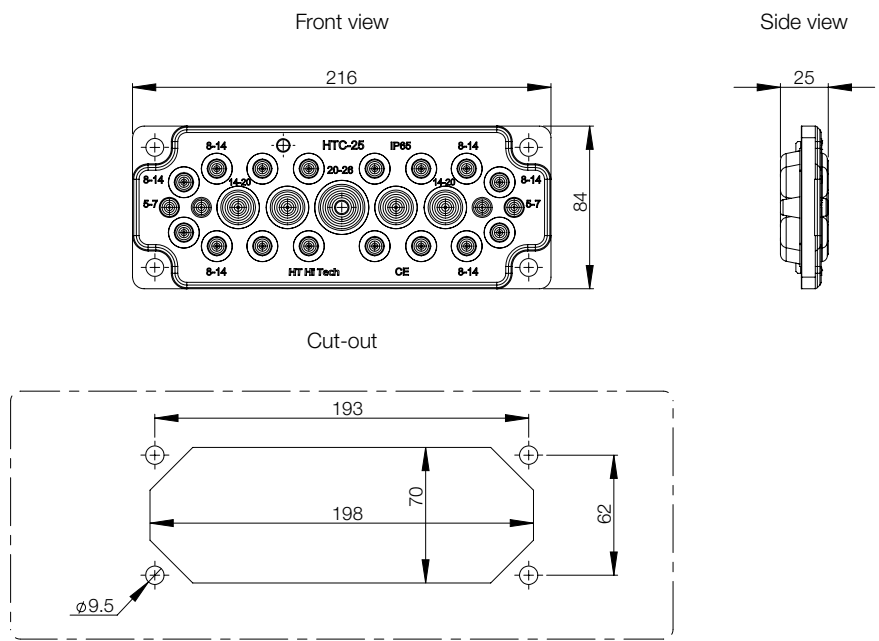
Cable Entry Gland Plates

Plastic cable plates, EHTC


Description:	Gland plates suitable for leading through cables as well as different types of tubing. To be installed directly to the adapter gland plate AFA. Please see the cable management section.
Material:	Different types of polymers reinforced with a steel plate. Halogen free and UV resistant.
Protection:	IP 65.
Finish:	RAL 7035.
Pack quantity:	1 piece with mounting accessories.



For opening	Item no.
FL21	EHTC2125G
FL21	EHTC213G
FL21	EHTC2135G
FL21	EHTC2150G



Cable / Tube diameter (mm)	EHTC2125G	EHTC213G	EHTC2135G	EHTC2150G
5-7	4			
6-10			4	
6-14		3		
7-12			12	
7-13				49
8-14 / 7-10	16			
10-14			16	
12-18			2	
14-20 / 5-10	4			
15-25				1
17-32			1	
20-26 / 12-15	1			
24-54		2		
30-59		1		





QU-RH1000

wöhner

CE

1000 12A SC 60V-4

wöhner

CE



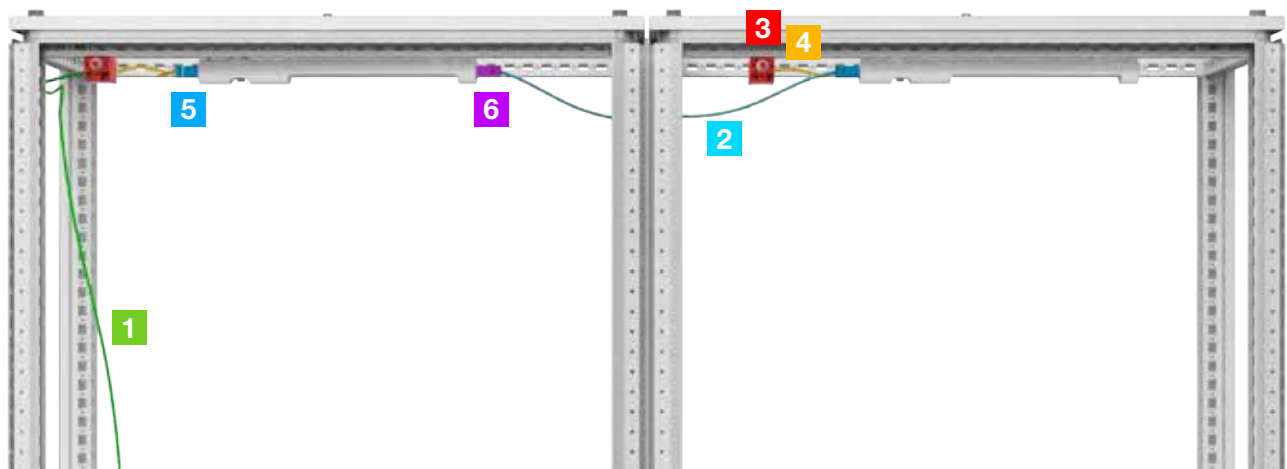
07 General Accessories

Lighting & Sockets	590
Profiles	605
Paint	607
Earthing	608
Documents	612
Busbar system	613

General Accessories

Lighting & Sockets

nVent HOFFMAN Lighting System



1. Connection cable for infeed (includes connector 5);
2. Connection cable for through-wiring /infeed (includes connectors 5 and 6);
3. Door-operated switch;
4. Connection cable for door-operated switch;
5. Connector for infeed;
6. Connector for through-wiring.

	EL	LTSL	TL	TLCL	TLC
1	ELCxxxPx	CLF L	a)	a)	a)
2	ELCxxxTx	LPT L	a)	-	-
3	ELD0801x	ADSW/DSW	ADSW/DSW	TLCS	TLCS
4	ELC3001Dx*	c)	c)	b)	b)
5	a)	COF L	a)	a)	a)
6	a)	COM L	a)	-	-

- a) The light is delivered with this part;
- b) A connection cable is included in the delivery of the door-operated switch;
- c) The light does not include a dedicated socket for connection of a connection cable for a door operated switch: The assembler must connect the door switch in-between the main leads.

* To be used with ADSW /DSW.



General Accessories

Lighting & Sockets

LED Enclosure light with socket and movement sensor, EL1200MS

Description:	LED enclosure light specially designed for nVent HOFFMAN enclosures. Fast and tool-free assembly thanks to a latching hook system designed to fit the 25mm hole pattern on nVent HOFFMAN enclosures. May be fitted horizontally or vertically.
Lamp type:	LED.
Luminosity:	1200 lm.
Light colour:	4000 K (neutral white).
Power consumption:	12 W
Operating voltage:	100 V - 240 V ~, 50/60 Hz
Connection:	Infeed, 3-pole. Through wiring, 3-pole.
Operating temperature:	-20 °C ... +55 °C
Protection:	IP20
Follow-up time of the motion detector:	120 s
Dimensions:	364 x 76 x 48 mm.

Operating voltage	Socket type	Width	Item no.
100V-240V~, 50/60 Hz	Type F (Shucko)	364	EL1200MS
100V-240V~, 50/60 Hz	Type E	364	EL1200MS-BF
100V-240V~, 50/60 Hz	Type J	364	EL1200MS-CH
100V-240V~, 50/60 Hz	Type G	364	EL1200MS-GB
100V-240V~, 50/60 Hz	Type B	364	EL1200MS-US



LED Enclosure light with socket, EL1200DS

Description:	LED enclosure light specially designed for nVent HOFFMAN enclosures. Fast and tool-free assembly thanks to a latching hook system designed to fit the 25mm hole pattern on nVent HOFFMAN enclosures. May be fitted horizontally or vertically.
Lamp type:	LED.
Luminosity:	1200 lm.
Light colour:	4000 K (neutral white).
Power consumption:	12 W
Operating voltage:	100 V - 240 V ~, 50/60 Hz
Connection:	Infeed, 3-pole. Through wiring, 3-pole.
Operating temperature:	-20 °C ... +55 °C
Protection:	IP20
Dimensions:	364 × 76 × 48 mm.



Operating voltage	Socket type	Width	Item no.
100 V - 240 V ~, 50/60 Hz	Type F (Shucko)	364	EL1200DS
100 V - 240 V ~, 50/60 Hz	Type E	364	EL1200DS-BF
100 V - 240 V ~, 50/60 Hz	Type J	364	EL1200DS-CH
100 V - 240 V ~, 50/60 Hz	Type G	364	EL1200DS-GB
100 V - 240 V ~, 50/60 Hz	Type B	364	EL1200DS-US

General Accessories

Lighting & Sockets

LED Enclosure light with movement sensor, EL1200M

Description:	LED enclosure light specially designed for nVent HOFFMAN enclosures. Fast and tool-free assembly thanks to a latching hook system designed to fit the 25mm hole pattern on nVent HOFFMAN enclosures. May be fitted horizontally or vertically.
Lamp type:	LED.
Luminosity:	1200 lm.
Light colour:	4000 K (neutral white).
Power consumption:	12 W
Operating voltage:	100 V - 240 V ~, 50/60 Hz
Connection:	Infeed, 3-pole. Through wiring, 3-pole.
Operating temperature:	-20 °C ... +55 °C
Protection:	IP20
Follow-up time of the motion detector:	120 s
Dimensions:	315 x 76 x 48 mm.

Operating voltage	Width	Item no.
100 V - 240 V ~, 50/60 Hz	315	EL1200M



LED Enclosure light with socket, EL900DS

Description:	LED enclosure light specially designed for nVent HOFFMAN enclosures. Fast and tool-free assembly thanks to a latching hook system designed to fit the 25mm hole pattern on nVent HOFFMAN enclosures. May be fitted horizontally or vertically.
Lamp type:	LED.
Luminosity:	900 lm.
Light colour:	4000 K (neutral white).
Power consumption:	9 W
Operating voltage:	100 V - 240 V ~, 50/60 Hz
Connection:	Infeed, 3-pole. Through wiring, 3-pole.
Operating temperature:	-20 °C ... +55 °C
Protection:	IP20
Dimensions:	364 x 76 x 48

Operating voltage	Socket type	Width	Item no.
100 V - 240 V ~, 50/60 Hz	Type F (Shucko)	364	EL900DS
100 V - 240 V ~, 50/60 Hz	Type E	364	EL900DS-BF
100 V - 240 V ~, 50/60 Hz	Type J	364	EL900DS-CH
100 V - 240 V ~, 50/60 Hz	Type G	364	EL900DS-GB
100 V - 240 V ~, 50/60 Hz	Type B	364	EL900DS-US



LED Enclosure light, EL900D

Description:	LED enclosure light specially designed for nVent HOFFMAN enclosures. Fast and tool-free assembly thanks to a latching hook system designed to fit the 25mm hole pattern on nVent HOFFMAN enclosures. May be fitted horizontally or vertically.
Lamp type:	LED.
Luminosity:	900 lm.
Light colour:	4000 K (neutral white).
Power consumption:	9 W.
Operating voltage:	100 V - 240 V ~, 50/60 Hz.
Connection:	Infeed, 3-pole. Through wiring, 3-pole.
Operating temperature:	-20 °C ... +55 °C.
Protection:	IP20
Dimensions:	314 × 76 × 48 mm.

Operating voltage	Width	Item no.
100 V - 240 V ~, 50/60 Hz	314	EL900D



LED Enclosure light 24V with movement sensor, EL1200M24V

Description:	LED enclosure light specially designed for nVent HOFFMAN enclosures. Fast and tool-free assembly thanks to a latching hook system designed to fit the 25mm hole pattern on nVent HOFFMAN enclosures. May be fitted horizontally or vertically.
Lamp type:	LED.
Luminosity:	1200 lm.
Light colour:	4000 K (neutral white).
Power consumption:	12 W
Operating voltage:	24 V DC
Connection:	Infeed, 2-pole. Through wiring, 2-pole.
Operating temperature:	-20 °C ... +55 °C
Protection:	IP20
Follow-up time of the motion detector:	120 s
Dimensions:	314 × 76 × 48

Operating voltage	Width	Item no.
24 V DC	314	EL1200M24V



General Accessories

Lighting & Sockets

LED Enclosure light 24V, EL1200D24V

Description:	LED enclosure light specially designed for nVent HOFFMAN enclosures. Fast and tool-free assembly thanks to a latching hook system designed to fit the 25mm hole pattern on nVent HOFFMAN enclosures. May be fitted horizontally or vertically.
Lamp type:	LED.
Luminosity:	1200 lm.
Light colour:	4000 K (neutral white).
Power consumption:	12 W
Operating voltage:	24 V DC
Connection:	Infeed, 2-pole. Through wiring, 2-pole.
Operating temperature:	-20 °C ... +55 °C
Protection:	IP20
Dimensions:	314 × 76 × 48

Operating voltage	Width	Item no.
24 V DC	314	EL1200D24V



Connection accessories for LED enclosure lights, ELC

- Description:** Pre-fabricated cables for LED enclosure lights. Using these cables will save time and ease mounting of the lights.
- Connection:** Infeed, with through wiring 3-pole cables (24V is with 2-pole cable).
- Dimensions:** Different lengths: See article list for more info.



Cable for door switch, self assembly LED enclosure lights

Type	Ready to use cables	Length	Colour	Pack quantity	Item no.
TPS-cable for door-switch, ENEC version	To be used together with a door switch	3000	Black	1	ELC3001DE
TPS-cable for door-switch, UL version	To be used together with a door switch	3000	Black	1	ELC3001DU

Connection cable for LED enclosure lights

Type	Ready to use cables	Length	Colour	Pack quantity	Item no.
Infeed, 3-pole, 100-240 V AC	For infeed power	1000	Black	5	ELC1005PB
Infeed, 3-pole, 100-240 V AC	For infeed power	3000	Black	5	ELC3005PB
Infeed, 3-pole, 100-240 V AC	For infeed power	1000	Orange	5	ELC1005PO
Infeed, 3-pole, 100-240 V AC	For infeed power	3000	Orange	5	ELC3005PO
Infeed, 2-pole, 24 V (DC)	For infeed power	3000	Grey	5	ELC3005PG24V

Through wiring cable for LED enclosure lights

Type	Ready to use cables	Length	Colour	Pack quantity	Item no.
Through-wiring, 3-pole 100-240 V AC	For through wiring	1000	Black	5	ELC1005TB
Through-wiring, 3-pole 100-240 V AC	For through wiring	1000	Orange	5	ELC1005TO
Through-wiring, 2-pole, 24 V (DC)	For through wiring	1000	Grey	5	ELC1005TG24V

For UL-cables please contact nVent HOFFMAN.

General Accessories

Lighting & Sockets

Door-operated switch for LED enclosure lights, ELD

Description: This door switch is used with LED enclosure lights that don't have a motion detector. Delivered with a 800mm TPS cable.

Dimensions: 31 × 31 × 63 × 800

Pack quantity: 1 piece including cable and door switch.

Type	Length	Pack quantity	Item no.
CE	800	1	ELD0801E
UL	800	1	ELD0801U




Mounting accessories for the LED enclosure light, ELA

Description: Accessories for alternative mounting of an LED enclosure light.

Design: Bracket for screw fixation, and magnets for magnet fixation.

Pack quantity: 2 pcs.

Type	Pack quantity	Item no.
Magnet	2	ELA02MF
Screw	2	ELA02SF



LED light, LTSL

Description:	Energy saving lighting system suitable for all types of panels and enclosures, especially where space is at a premium. It is made of transparent plastic. This lamp has a very long service life (around 60,000 h.) thanks to the use of LED technology. The power output allows up to 10 lights to be connected to each other (daisy chain) with both the input and output plugs snap-locking into their sockets.
Lamp:	LED, 120° angle of radiation.
Luminosity:	400 Lm.
Power consumption:	5 W max.
Operating voltage:	100-240 V, 50/60 Hz.
Operating temperature:	-30 °C to +60 °C.
Connections:	Connectors with snap lock for power supply and power output.
Approvals:	CE, EAC, cULus_UL Listed.

Mounting	Dimensions	Item no.
Magnet fixing	351 x 34 x 32 mm	LTSL5
Screw fixing	351 x 36 x 52 mm	LTSL5S



Power cable for LTSL lights, CLF L

Description:	Feed cable with female connector on one end to connect to a LTSL light and an open end for the connection to power.
Length:	2 m.
Approvals:	CE, EAC.
Pack quantity:	5 pieces.

Item no.
CLF2005L



General Accessories

Lighting & Sockets

Connecting cable for LTSL lights, LTP L

Description:	Plug-in connecting cable between LTSL light units.
Length:	1 m.
Approvals:	CE, EAC.
Pack quantity:	5 pieces.

Item no.
LTP1000L



Female connectors for LTSL lights, COF L

Approvals:	CE, EAC.
Pack quantity:	Pack of 5 female connectors for LTSL lights.

Item no.
COF05L



Male connectors for LTSL lights, COM L

Approvals:	CE, EAC.
Pack quantity:	Pack of 5 male connectors.

Item no.
COM05L



Compact design light, TLC

Description:	Lighting system with a compact design, suitable for all types of enclosures or racks. It has three possible fixing possibilities: magnetically, screw mounting with a variable distance between holes and/or snap-into 19" rack. It is an electronically operated device and has a service life of 10,000 h. The body of the lighting system is made of PC-ABS. An integrated connector allows the activation of the lamp by a door switch by using the TLC8 product without performing any additional wiring. It is provided with a protection cap made of PC and the colour of the light is cold white.
Lamp type:	Fluorescent lamp T5/G5.
Luminosity:	480 Lm.
Power consumption:	8 W.
Operating temperature:	-15 °C to +45 °C.
Dimensions:	448 x 54.5 x 26 mm.
Connections:	2x0.75 mm ² open end cable (1.5 m long), 2x0.75 mm ² female mini-connector for door switch use.
Approvals:	CE, EAC.
Delivery:	1 light with fix mounted connection cable, integrated magnets and mounting screws.



Operating voltage	Finish	Item no.
230 V, 50/60 Hz	Light grey (RAL 7035)	TLC87035
230 V, 50/60 Hz	Black (RAL 9005)	TLC89005

24 V DC version available on request.

General Accessories

Lighting & Sockets

Compact design LED light, TLCL

Description:	Lighting system with a compact design, suitable for all types of enclosures or racks. It has three possible fixing possibilities: magnetically, screw mounting with a variable distance between holes and/or snap-into 19" rack. This lamp has a very long service life (around 50000 h.) due to the use of LED technology. The body of the lighting system is made of PC-ABS. An integrated connector allows the activation of the lamp by a door switch by using the TLCS product without performing any additional wiring. The led-tube is made of PC and the colour of the light is white.
Lamp type:	High Power LEDs.
Luminosity:	945 Lm.
Power consumption:	7.2 W.
Operating temperature:	-20 °C to +50 °C.
Dimensions:	448 x 54.5 x 26 mm.
Connections:	2x0.75 mm ² open end cable (1.5 m long), 2x0.75 mm ² mini-connector for door switch use.
Approvals:	CE, EAC.
Delivery:	1 light with fix mounted connection cable, integrated magnets and mounting screws.



Operating voltage	Finish	Item no.
220-240 V AC, 50/60 Hz	Light grey (RAL 7035)	TLCL87035
24 V DC	Light grey (RAL 7035)	TLCL87035-24
220-240 V AC, 50/60 Hz	Black (RAL 9005)	TLCL89005
24 V DC	Black (RAL 9005)	TLCL89005-24

100-240 V version available on request.

Door switch with cable for TLC / TLCL lights, TLCS

Description:	Door switch made of PC-ABS for the TLC and TLCL lights. Can be mounted on the inside hole pattern of the enclosure's frame in floor standing enclosures by means of a plug-in and play principle. A very slim design is guaranteed due to the integrated micro switch. This leaves a maximum opening space. The switch is supplied with a pre-wired cable. The auto positioning system of the door switch assures that the switch is always in the correct position.
Length:	1.5 m.
Approvals:	CE, EAC.
Pack quantity:	1 piece with mounting accessories.



Description	Item no.
Door switch with cable	TLCS01
Cable for door switch	TLCS600

19" Blind 1U, TLCF

Description: Metal sheet to be used with TLC/TLCL lights to fill up one height unit in 19" racks.

Dimensions: 485 x 45 x 6 mm.

Pack quantity: 1 piece.

Finish	Item no.
Light grey (RAL 7035)	TLCF7035
Black (RAL 9005)	TLCF9005



Small enclosure light, TL

Description: Energy saving and cost-effective lightning system to be fixed with the screws or adhesive tape provided. The power output allows lights to be connected to each other by using the serial cable included. Up to a maximum power of 100 W can be serial connected.

Lamp type: LED.

Light colour: 4000 K (neutral white).

Operating voltage: 220 V - 240 V ~, 50/60 Hz.

Operating temperature: -5 °C ... +45 °C.

Connections: Infeed, 2-pole. Through wiring, 2-pole.

Material: Body polycarbonate, end caps ABS, Protection cap PMMA.

Approvals: CE, EAC.

Delivery: 1 light with power cable 1.75 m long, one connection cable 140 mm long to connect lights to each other, plus mounting materials.

Operating voltage	Luminosity	Power consumption	Dimensions	Item no.
220V-240V~, 50/60 Hz	330 Lm	4W	277 x 43 x 28 mm	TL4001-4W
220V-240V~, 50/60 Hz	750 Lm	9W	538 x 43 x 28 mm	TL4001-9W



Door switch, DSW

Description: Door switch to activate any electrical device (lighting, signalling, alarms, etc.). Can be mounted after installing the enclosure thereby keeping the door opening free. Fixed on the inside hole pattern of the enclosure's frame in floor standing enclosures. Cable entry M20.

Switch capacity: 3 A / 240 V.

Approvals: CE, cCSAus, CCC.

Pack quantity: 1 piece with mounting accessories.

Item no.
DSW01

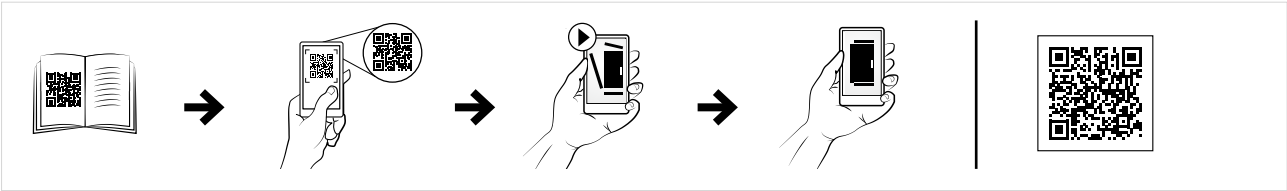


General Accessories

Lighting & Sockets

Door switch, ADSW

Description:	Door switch to activate any electrical device (lighting, signalling, alarms, etc.) designed for wall mounted enclosures. Cable entry M20. In stainless steel enclosures, machining is required.
Switch capacity:	3 A / 240 V.
Approvals:	CE, EAC, cULus listed.
Pack quantity:	1 piece with mounting accessories.
Item no.	
ADSW01	



Power socket with integrated fuse, LPS

Description:	DIN rail mounted electrical socket. Pressure clamp connection for easy and quick wiring.
Dimensions:	92 mm x 62 mm x 48 mm.
Connection:	3 pressure clamps for stranded and rigid wire 0.5-2.5 mm². Integrated fuse 6,3A 5x20 mm.
Finish:	Light grey.
Material:	Plastic UL 94 V-0.
Pack quantity:	1 piece.



Socket type	Item no.
Schuko	LPS10
France / Belgium / Czech	LPS10FR
Switzerland	LPS10CH
UK / Ireland	LPS10UK
USA / Canada	LPS10USA

General Accessories Profiles

DIN rails, PP

Description: According to EN 60715.

Material: Galvanized steel.

Pack quantity: 15 x 2 m.

Description	Type	Hole pattern	Dim	Item no.
With holes	Omega	Hole pattern 18 x 5.2 mm.	5 x 15	PP0515H
Without holes	Omega		7.5 x 35	PP0735
With holes	Omega	Hole pattern 18 x 5.2 mm.	7.5 x 35	PP0735H
Without holes	G		15 x 32	PP1532
With holes	G	Hole pattern 18 x 5.2 mm.	15 x 32	PP1532H
Without holes	Omega		15 x 35	PP1535
With holes	Omega	Hole pattern 18 x 5.2 mm.	15 x 35	PP1535H



Support bracket, DRS

Description: Mounting brackets to install earthing strips and rails.

Material: Zinc plated steel.

Pack quantity: 20 pieces.

Type	Item no.
Flat	DRS20F
Inclined	DRS20I



Mounting rails, CP

Description: Installation profile with and without 25 mm hole pattern. Add GLM sliding nuts for easy installation of components.

Material: Galvanized steel.

Pack quantity: 10 x 2 m.

Description	Dim	Item no.
With holes	10 x 20	CP1020H
Without holes	10 x 20	CP1020U
With holes	20 x 20	CP2020H
Without holes	20 x 20	CP2020U
With holes	20 x 40	CP2040H
Without holes	20 x 40	CP2040U



General Accessories

Profiles

Sliding nuts for mounting rails, GLM-GA

Description: Sliding nuts to be used with CP mounting rails and CLPF mounting profiles for easy installation of components.

Material: Zinc plated steel.

Pack quantity: 50 pieces.

Thread	To be used with	Item no.
M6	CP1020, CP1020U, CP2020, CP2020U	GLM20-6P
M8	CP1020, CP1020U, CP2020, CP2020U	GLM20-8P
M6	CP2040, CP2040U, CLPF profiles	GLM40-6P
M8	CP2040, CP2040U, CLPF profiles	GLM40-8P



Extrude-tite screws, CNT

Description: Torx extrude-tite screws for fitting accessories, click in profiles, earthing etc.

Pack quantity: 250 pieces.

Thread	Item no.
M5	CNT05
M6	CNT06



Screws for clip-on cage nuts, CNS

Description: Socket head screws M6x12 and M8x12 for clip-on cage nuts.

Pack quantity: 250 pieces.

Thread	Item no.
M6	CNS612
M8	CNS812



Cage nuts, CNM

Description: Cage nuts designed for universal use on the enclosure frame profiles and the profiles system.

Pack quantity: 50 pieces.

Thread	Item no.
M6	CNM615
M8	CNM815



General Accessories

Paint

Paint can, BFP

Description: Air drying paint, for repairs and touch-up of powder coated or wet painted surfaces.

Pack quantity: 1 spray can of 400 ml.

Colour	RAL Colour	Item no.
Black	RAL 7022	BFP7022
Mid grey	RAL 7030	BFP7030
Pebble grey	RAL 7032	BFP7032
Light grey	RAL 7035	BFP7035



Cleaner for stainless steel, SSC

Description: A special in-depth cleaner for stainless steel.

Pack quantity: 1 bottle of stainless steel cleaner of 250 ml, 1 bottle of surface protector, 1 sponge.

Item no.
SSC01



General Accessories

Earthing


PE/PEN baying bracket, EBB

Description: Baying bracket to be used when ECB copper bars need to be connected between enclosures.

Material: Copper.

Delivery: 5 pcs. of copper brackets.

Dimensions	Item no.
30x05	EBB3005
30x10	EBB3010
40x10	EBB4010
80x10	EBB8010




PE/PEN bars, ECB

Description: Prefabricated busbars designed for nVent HOFFMAN enclosures.

Material: Copper.

Delivery: 2 pcs. of copper bar.

Dimensions	Length	Item no.
30x5	400	ECB043005
30x10	400	ECB043010
40x10	400	ECB044010
80x10	400	ECB048010
30x05	600	ECB063005
30x10	600	ECB063010
40x10	600	ECB064010
80x10	600	ECB068010
30x05	800	ECB083005
30x10	800	ECB083010
40x10	800	ECB084010
80x10	800	ECB088010




PE/PEN bracket, ECK

Description: Copper bracket to support the fixation of ECB-bars. The bracket is fixated directly to the frame.

Material: Copper.

Delivery: 2 pcs. of brackets with fixation material.

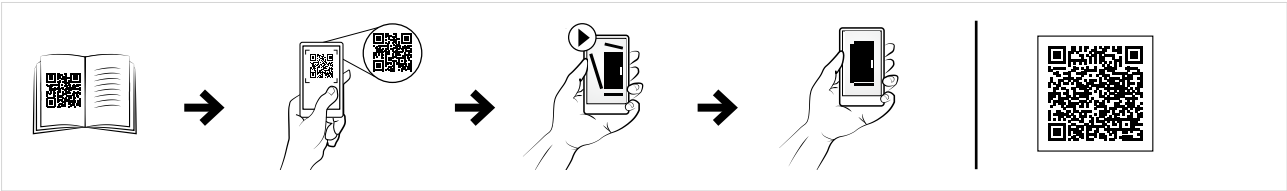
Dimensions	Item no.
30x5	ECK01
40x10	ECK02
40x10 Flat	ECK03



Earthing cables, ECFA

- Description:** For earthing between metallic parts.
- Material:** 6 mm² copper wire (yellow-green).
- Pack quantity:** 10 pieces.
- Mounting requirements:** Add connection set ECF for fixing cable to painted frame.

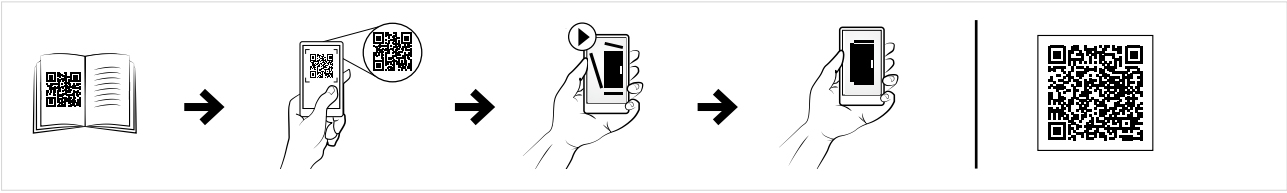
Length	Connection size	Item no.
220 mm	M6 / M8	ECFA220
300 mm	M8 / M8	ECFA300



Earthing straps, ECFE

- Description:** For earthing and potential compensation between panels, parts and the enclosure's frame.
- Length:** 300 mm.
- Material:** Tinned electrolytic copper 0.15 mm wire.
- Working temperature:** Up to 105°C.
- Pack quantity:** 10 pieces.
- Mounting requirements:** Add ECF connection set for fixing strap to painted frame.

Cross sectional area	Holes diam.	Current (A)	Item no.
16 mm ²	8.5	120 A	ECFE1630
25 mm ²	10.5	150 A	ECFE2530



General Accessories

Earthing

Earthing connection for panels, ECP

Description: Earthing connection for fixing the earthing straps and cables to panels, mounting plates or profiles.

Pack quantity: 10 sets.

Bolt size	Item no.
M6	ECP06
M8	ECP08




Earthing connections for frames, ECF

Description: Earthing connections for fixing the earthing straps and cables to the enclosure's frame.

Pack quantity: 10 sets.

Bolt size	Item no.
M6	ECF06
M8	ECF08




Central earthing point, ECFP

Description: Provides earthing contact surface on horizontal or vertical frame profiles. For a secure earthing point with multiple connections.

Material: Galvanized steel.

Pack quantity: 3 central earthing points with mounting accessories. M8 earthing kit included for the three holes.

Item no.
ECFP08



General Accessories

Earthing

07

General Accessories

PE busbar with terminal clamps, NSM2000

Description:	PE-bar in 2000mm length with 133 prefitted terminals. Can be cut to the desired length for the enclosure.
Dimensions:	2000 × 12 × 3 mm
Material:	CU.
Includes:	PE busbar, 133 screws/terminals (pre-fitted).
Pack quantity:	1 pcs.

Description	Length	Item no.
PE busbar 12 × 3 with terminals	2000 mm	NSM2000



PE busbar, NS750

Description:	PE-bar in 750 mm length with 50 threaded holes. Terminals, type OKD1, can be used together with the busbar.
Dimensions:	750 × 12 × 3
Material:	CU.
Includes:	PE Busbar.
Pack quantity:	1 pcs.

Description	Length	Item no.
PE busbar 12 × 3 with threaded holes	750	NS750



Isolator for PE/Neutral busbar, TNS2

Description:	Isolator for 12 × 3 busbar, to create a neutral or isolated PE busbar.
Pack quantity:	2 pcs of isolators, screws and 1 pc of terminal for 35mm².

Description	Item no.
Isolator for PE/neutral busbar	TNS2



Connection terminal, OKD1

Description:	Connection terminal to be used on the copper bar NS750.
Connection size:	1.5 - 16 mm².
Includes:	Connection terminal with including screws.
Pack quantity:	25 pcs.

Description	Pack quantity	Item no.
Connection terminal for NS750	25	OKD1



General Accessories

Documents

Document pocket, DRA

Description:	Self adhesive, for DIN A4.
Usable depth:	30 mm.
Material:	Thermoplastic.
Finish:	RAL 7035.
Pack quantity:	1 document pocket with double sided tape.

Item no.
DRA04



Document pockets, DRB

Description:	A large steel document pocket fixed directly onto the door frame. Usable depth: 68 mm.
Finish:	RAL 7035 structured powder coating.
Pack quantity:	1 piece with mounting accessories.

Description	Material	Item no.
Universal document pocket 300mm wide	1.5 mm mild steel	DRB0303R5
For 600 mm doors	1.5 mm mild steel	DRB600R5
For 800 mm doors	1.5 mm mild steel	DRB800R5



Document pockets, DRBS

Description:	A large steel document pocket fixed directly onto the door frame. Usable depth: 68 mm.
Finish:	400 pre-grained stainless steel.
Pack quantity:	1 piece with mounting accessories.

Description	Material	Item no.
Universal document pocket 300 mm wide	Stainless steel 316L	DRBS03030-316L
For 800 mm doors	Stainless steel 316L	DRBS0800-316L
For 1000 mm doors	Stainless steel 316L	DRBS1000-316L



General Accessories

Busbar 60 mm system

Universal busbar support

Description:	Universal busbar support 3/4-Pole with internal screw holes, delivered without end cover.
Rated voltage:	690 V
Rated frequency:	50/60 Hz
Rated isolation voltage Ui:	1000 V
Rated surge voltage Uimp:	8 kV
Approvals:	GL, DNV GL


N° of Poles	Dimensions	For busbar	Pack quantity	Item no.
4	20 x 242 x 51	12, 15, 20, 25, 30 x 5, 11	10 pcs.	01485
3	20 x 191 x 50	12, 15, 20, 25, 30 x 5, 10	10 pcs.	01495



PE/N busbar support

Description:	PE/N-support. Individually mountable. N-PE connection easy to make.
Rated voltage:	690 V
Rated isolation voltage Ui:	1000 V
Rated surge voltage Uimp:	6 kV
Short circuit withstand:	14 kA (max 400 mm distance between supports)

N° of Poles	Dimensions	For busbar	Pack quantity	Item no.
2	20 x 164 x 50	12, 15, 20, 25, 30 x 5, 11	10 pcs.	01356
1	20 x 65 x 50	12, 20, 30 x 5, 10	1 pcs.	01601



General Accessories

Busbar 60 mm system

Connection busbar support

Description:	Connection busbar support with integrated terminals (1,5 - 16 mm ²) for feeding or tapping the busbar with internal screw holes. May also be used as centre support.
Rated voltage:	690 V
Rated current:	63 A
Rated frequency:	50/60 Hz
Rated isolation voltage Ui:	1000 V
Rated surge voltage Uimp:	6 kV
Short circuit withstand:	14 kA (max 400 mm distance between supports)
Power dissipation 80% of rated current:	0.5 W
Dimensions:	20 × 202 × 87 mm
Pack quantity:	10 pcs.

N° of Poles	For busbar	Item no.
3	12, 20, 30 × 5, 10	01484



End cover

Description:	End cover for universal busbar supports, to cover the busbar ends.
---------------------	--

For busbar support	Pack quantity	Item no.
01357, 01485	5 pcs.	01131
01356, 01601	10 pcs.	01325
01484, 01495, 01500, 01508, 01603	10 pcs.	01573



General Accessories

Busbar 60 mm system

Copper busbars

Description:	Tin-plated Cu busbars. The Cu busbar is effectively protected against aggressive media.
Material:	Cu-ETP R300 (EN13601), tinned
Length:	2400 mm
Pack quantity:	1 pc.
Approvals:	CSA, UL, GL

Model	Cross-section	Current at 30 K	Item no.
12 × 5	60 mm ²	200 A	01618
15 × 5	75 mm ²	250 A	01619
20 × 5	100 mm ²	320 A	01620
25 × 5	125 mm ²	400 A	01621
30 × 5	150 mm ²	450 A	01622
12 × 10	120 mm ²	360 A	01623
20 × 10	200 mm ²	520 A	01624
30 × 10	300 mm ²	630 A	01625



Busbar cover

Description:	Touch protection cover to be used where no component is mounted on the copper busbar. To prevent people from touching the busbar.
Length:	1000 mm
Pack quantity:	10 pcs.
Approvals:	CSA, UL, GL

For busbar	Item no.
12 - 30 × 5	01244
12 - 30 × 10	01245



Cover section

Description:	To cover the 3-pole busbar system in the front.
Length:	1000 mm
Dimensions:	700 × 200 × 63
Pack quantity:	2 pcs.
Approvals:	CSA, UL, GL

Item no.
01025




General Accessories

Busbar 60 mm system

Mounting device

Description:	For mounting cover sections, for 3-pole busbar system, to be used with cover section 01025.
For busbars:	12, 15, 20, 25, 30 × 5, 10
Dimensions:	9 × 196 × 32 mm
Pack quantity:	10 pcs.
Approvals:	CSA, UL, GL

Item no.
01026



Connection terminal plate

Description:	Connection terminal plate, 3-pole, with cover cap.
For busbars:	12, 15, 20, 25, 30 × 5, 10.
Rated voltage:	690 V
Rated peak withstand current I_{pk} max:	40.5 kA (01240), 56.3 kA (01243)
Pack quantity:	1 pc.
Approvals:	CSA, UL, GL

Width	For use up to max.	Connection	Item no.
54	300 A	6 - 50 mm ² , lam. Cu. 7 × 4 ... 9 × 10	01240
81	440 A	35 - 120 mm ² , lam. Cu. 12 × 4 ... 15.5 × 10	01243



Connection terminal plate for higher currents

Description:	Connection terminal plate, 3-pole, with cover cap.
For busbars:	20, 25, 30 × 5, 10
Rated voltage:	690 V.
Width:	135
Pack quantity:	1 pc.
Approvals:	GL

For use up to max.	Connection	Item no.
460 A	95 - 185 mm ²	01199
800 A	lam.Cu. 20 × 3 ... 32 × 15	01753
560 A	95 - 300 mm ²	01754



General Accessories

Busbar 60 mm system

07

General Accessories

Connection set

Description:	Connection set, 3-pole without cover cap.
Rated voltage:	690 V
Width:	153
Pack quantity:	1 pc.
Approvals:	CSA, UL, GL


For use up to max.	Connection	Item no.
560 A	95 - 300 mm ²	01537
800 A	lam.Cu. 20 × 3 ... 32 × 15	01538



Universal connection terminal

Description:	Universal conductor terminal with integrated holding spring, a captive clamping screw, and open terminal space.
Rated voltage:	690 V
Approvals:	CSA, UL, GL, DNV-GL


For use up to max.	Terminal space W × H (mm)	Connection min-max	For busbar	Pack quantity	Item no.
440 A	17 × 15	16 - 120 mm ²	flat busbars 5 mm	25 pcs.	01068
440 A	17 × 15	16 - 120 mm ²	flat busbars 10 mm	25 pcs.	01203
180 A	7.5 × 7.5	1.5 - 16 mm ²	flat busbars 5 mm	100 pcs.	01284
270 A	10.5 × 11	4 - 35 mm ²	flat busbars 5 mm	50 pcs.	01285
400 A	14 × 14	16 - 70 mm ²	flat busbars 5 mm	25 pcs.	01287
180 A	7.5 × 7.5	1.5 - 16 mm ²	flat busbars 10 mm	100 pcs.	01289
270 A	10.5 × 11	4 - 35 mm ²	flat busbars 10 mm	50 pcs.	01290
400 A	14 × 14	16 - 70 mm ²	flat busbars 10 mm	25 pcs.	01292



Brace terminals

Description:	Brace terminal, up to 300mm ² , for round conductors. Terminal with captive clamping screws, conductor can be overlapped. Indication of nominal cross-section and tightening torque noted on the terminal.
Rated voltage:	690 V
Approvals:	UL

For use up to max.	Connection min-max	For busbar	Pack quantity	Item no.
480 A	35 - 150 mm ² , lam. Cu. 15 × 5 ... 20 × 10	12, 15, 20 × 5, 10	6 pcs.	01135
500 A	Cu / Al 95 - 185 mm ²	20, 25, 30 × 5, 10	6 pcs.	01318
600 A	Cu / Al 95 - 300 mm ²	20, 25, 30 × 5, 10	3 pcs.	01760



General Accessories

Busbar 60 mm system

Brace terminals, flat

Description: Terminal for flat conductors with captive clamping screws, conductor can be overlapped, indication of nominal cross-section and tightening torque noted on the terminal. Contact between conductor and busbar via contact block.

Rated voltage: 690 V

For busbars: 20, 25, 30 × 5, 10

Approvals: UL, GL, DNV-GL

Connection min-max	End feed	Center feed	Pack quantity	Item no.
lam.Cu from 3 × 20 × 1 to 10 × 24 × 1	630 A	750 A	6 pcs.	01319
lam.Cu from 3 × 20 × 1 to 10 × 32 × 1	630 A	800 A	3 pcs.	01759



Cover cap

Description: Cover cap, 3-pole. May also be used as a reserve section cover.

Approvals: CSA, UL, GL, DNV-GL

Dimensions	For busbar	Pack quantity	Item no.
84 × 200 × 55	12, 15, 20, 25, 30 × 5 × 10	10 pcs.	01413
180 × 200 × 90	12, 15, 20, 25, 30 × 5 × 10	1 pc.	01539
250 × 200 × 90	12, 15, 20, 25, 30 × 5 × 10	1 pc.	01540
54 × 200 × 55	12, 15, 20, 25, 30 × 5 × 10	1 pc.	01590
228 × 200 × 90	12, 15, 20, 25, 30 × 5 × 10	1 pc.	01596
135 × 200 × 90	20, 25, 30 × 5 × 10	1 pc.	01756



Busbar adapter 25A with cables

Description: Busbar adapter 25 A. With two adjustable mounting rails. With removable upper section and leads (4 mm²).

Rated voltage: 690 V

Rated current: 25 A

For busbars: 12, 15, 20, 25, 30 × 5, 10

Power dissipation at 80% load: 1.7 W

Poles: 3-pole

Dimensions: 45 × 200 × 75 mm

Pack quantity: 1 pc.

Approvals: CSA, UL, GL

Item no.
32400




General Accessories

Busbar 60 mm system

Busbar adapter 32A, with cables and 2 mounting rails

Description:	Busbar adapter 32 A. With two adjustable mounting rails. With removable upper section and leads (6 mm²).
Rated voltage:	690 V
Rated current:	32 A
For busbars:	12, 15, 20, 25, 30 × 5, 10
Power dissipation at 80% load:	2.2 W
Poles:	3-pole
Dimensions:	54 × 200 × 75 mm
Pack quantity:	1 pc.
Approvals:	CSA, UL, GL
Item no.	
32404	



Busbar adapter 45A, with cables

Description:	Busbar adapter 45 A. With two adjustable mounting rails. With removable upper section and leads (10 mm²).
Rated voltage:	690 V
Rated current:	45 A
For busbars:	12, 15, 20, 25, 30 × 5, 10
Power dissipation at 80% load:	3.5 W
Poles:	3-pole
Dimensions:	54 × 200 × 75 mm
Pack quantity:	1 pc.
Approvals:	CSA, UL, GL
Item no.	
32412	



Mounting rail

Description:	Mounting rail for busbar adapters.
Pack quantity:	10 pcs.
Approvals:	CSA, UL, GL
Type	Item no.
Rail 45 mm	32947
Rail 54 mm	32948
Rail 63 mm	32949
Rail 72 mm	32950
Rail 81 mm	32951




General Accessories

Busbar 60 mm system

Busbar adapter 25A, with cables

Description:	Busbar adapter 25 A. With one adjustable mounting rail. With leads (4 mm ²).
Rated voltage:	690 V
Rated current:	25 A
For busbars:	12, 15, 20, 25, 30 × 5, 10
Power dissipation at 80% load:	1.2 W
Poles:	3-pole
Dimensions:	45 × 200 × 63 mm
Pack quantity:	1 pc.
Approvals:	CSA, UL, GL


Item no.
32430



Busbar adapter 25A, without cables

Description:	Busbar adapter 25 A. With two adjustable mounting rails. With screw terminals 6 mm ² from the rear.
Rated voltage:	690 V
Rated current:	25 A
For busbars:	12, 15, 20, 25, 30 × 5, 10
Power dissipation at 80% load:	1.2 W
Poles:	3-pole
Dimensions:	45 × 200 × 63 mm
Pack quantity:	1 pc.
Approvals:	CSA, UL, GL

Item no.
32436



General Accessories

Busbar 60 mm system


07

General Accessories

Busbar adapter 32A, with cables and 1 mounting rail

Description:	Busbar adapter 32 A. With adjustable mounting rails. With leads 6 mm ² .
Rated voltage:	690 V
Rated current:	32 A
For busbars:	12, 15, 20, 25, 30 × 5, 10
Power dissipation at 80% load:	1.5 W
Poles:	3-pole
Pack quantity:	1 pc.
Approvals:	CSA, UL, GL


Width	Mounting Rails	Item no.
54	1 pcs.	32441
63	1 pcs.	32443
81	2 pcs.	32446



Busbar adapter 63A, with cables

Description:	Busbar adapter 63 A. With one adjustable mounting rail. With cables 10 mm ² .
Rated voltage:	690 V
Rated current:	63 A
For busbars:	12, 15, 20, 25, 30 × 5, 10
Power dissipation at 80% load:	4.4 W
Poles:	3-pole
Pack quantity:	1 pc.
Approvals:	CSA, UL, GL

Width	Item no.
54	32454
63	32456
72	32457




General Accessories

Busbar 60 mm system

Busbar adapter 80A, without cables

Description:	Busbar adapter 80 A. With one adjustable mounting rail. With terminals 16 mm², operated from the back.
Rated voltage:	690 V
Rated current:	80 A
For busbars:	12, 15, 20, 25, 30 × 5, 10
Power dissipation at 80% load:	6 W
Poles:	3-pole
Pack quantity:	1 pc.
Approvals:	CSA, UL, GL
Width	Item no.
54	32466
72	32469



Busbar adapter 32A, without cables

Description:	Busbar adapter 32 A. With one adjustable mounting rail. Without cables, with spring terminals 1.5 - 6 mm².
Rated voltage:	690 V
Rated current:	32 A
For busbars:	12, 15, 20, 25, 30 × 5, 10
Power dissipation at 80% load:	1.6 W
Poles:	3-pole
Pack quantity:	1 pcs.
Width	Item no.
45	32486



General Accessories

Busbar 60 mm system


07

General Accessories

Busbar adapter 80A, without cables with spring terminals

Description:	Busbar adapter 80 A. With one adjustable mounting rail. Without cables, with spring terminals 1.5 - 16 mm ² .
Rated voltage:	690 V
Rated current:	80 A
For busbars:	12, 15, 20, 25, 30 x 5, 10
Power dissipation at 80% load:	6 W
Poles:	3-pole
Pack quantity:	1 pc.

Width	Item no.
45	32486



Side mounted module

Description:	Side-mounted module for busbar adapters, attachable to either side.
Dimensions:	9 x 200 x 63 mm
Pack quantity:	10 pcs.
Approvals:	GL

Item no.
32963



Busbar adapter, 32A with cables

Description:	Busbar adapter, 32 A. With cables 6 mm ² . Adapted to the breaker manufacturer's design.
Rated voltage:	690 V
Rated current:	32 A
For busbars:	12, 15, 20, 25, 30 x 5, 10
Power dissipation at 80% load:	1,6 W
Width:	45 mm
Pack quantity:	1 pc.
Approvals:	GL

Type	Item no.
For direct starter Schneider Electric LUB12/32	32427
For direct starter Schneider Electric GV2-M/P	32434
For direct starter ABB MS116/132	32498
For direct starter Siemens S0 with screw connection	32639



7

General Accessories

Busbar 60 mm system

Busbar adapter 160A

Description:	3-pole busbar adapter 160 A, adapted to the component manufacturer's design.
Rated voltage:	690 V
For busbars:	12, 15, 20, 25, 30 × 5, 10
Power dissipation at 80% load:	7.7 W
Pack quantity:	1 pc.


Width	Type	Rated current	Item no.
90	For ABB T-max T1, XT1,T2,XT2,GE FD160, Schneider el.NS80, NSX80, top connection to the system	160 A	32575
76	For Siemens 3VA10,11 and 3VT160, top connection to the system	144 A	32660



Busbar adapter 250A

Description:	3-pole busbar adapter 250 A, adapted to the component manufacturer's design.
Rated voltage:	690 V
Rated current:	250 A
For busbars:	12, 15, 20, 25, 30 × 5, 10
Power dissipation at 80% load:	26.1 W (32023), 10 W (32156)
Width:	105 mm
Height:	190 mm
Pack quantity:	1 pc.
Approvals:	CSA,UL,GL

Type	Item no.
For ABB T - max XT4	32023
For Schneider Electric NSX100-NSX250, GV7	32156



General Accessories

Busbar 60 mm system

Universal busbar adapter, 200-250A

Description:	3-pole universal busbar adapter 200 - 250 A, with movable fastening rails with M4 slide nuts for safe mounting of the switching devices.
Rated voltage:	690 V
For busbars:	12, 15, 20, 25, 30 × 5, 10
Power dissipation at 80% load:	10.6 W (32214), 22.2 W (32168)
Pack quantity:	1 pc.
Approvals:	CSA,UL,GL DNV GL

Height	Width	Connection	Rated current	Item no.
320	110	Terminals 35 - 120 mm at top	250 A	32168
222	108	Terminals 70 mm² at top	200 A	32214



NH fuse-switch disconnecter

Description:	3-pole NH bus-mounting fuse switch with disconnecter, size 000 to 3, connection at top and bottom.
Rated voltage:	690 V
For busbars:	12, 15, 20, 25, 30 × 5, 10*
Pack quantity:	1 pc.
Approvals:	IEC, GL, VDE, DNV GL

Height	Width	Connection	Size	Rated current	Item no.
200	106	box terminal	NH 00	160 A	33198
200	89	box terminal	NH 000	125 A	33216
200	106	Screw M8	NH 00	160 A	33398
243	184	Screw M10	NH 1	250 A	33601
288	210	Screw M10	NH 2	400 A	33602
300	256	Screw M12	NH 3	630 A	33603

*For size 2, a conversion kit, 33148, is required for mounting on 5mm busbars. Size 3 is not suitable for 5mm busbars.



General Accessories

Busbar 60 mm system

NH switch disconnecter with fuses

Description:	3-pole NH switch disconnecter with fuses. With multifunction handle (snap action switch mechanism). Connection at the bottom.
Rated voltage:	690 V
For busbars:	12, 15, 20, 25, 30 × 5, 10
Power dissipation at 80% load:	18.6 W(33500), 52.5 W (33510)
Pack quantity:	1 pc.
Approvals:	IEC, VDE, DNV GL

Height	Width	Connection	Size	Rated current	Item no.
200	106	box terminal	NH 00	125 A	33500
286	184	Screw M10	1	250 A	33510



Switch disconnecter

Description:	3-pole switch disconnecter. With multifunction handle (snap action switch mechanism). Connection at the bottom.
Rated voltage:	690 V
For busbars:	12, 15, 20, 25, 30 × 5, 10
Power dissipation at 80% load:	26,7 W
Pack quantity:	1 pc.
Approvals:	IEC, VDE, DNV GL

Height	Width	Connection	Rated current	Item no.
200	106	box terminal	160 A	33540



General Accessories

Busbar CrossBoard

07

General Accessories

CrossBoard mounting platform

Description:	3-pole modular power distribution system, with touch safe protection. Mounting platform for all CrossBoard components.
Rated voltage:	690 V.
Rated current:	125 A.
Power dissipation at 80% load:	3.4 W (11225), 6 W (11405).
Pack quantity:	1 pc.
Approvals:	IEC, UL.


Height	Width	Item no.
160	225	11225
160	405	11405



CrossBoard connection module

Description:	Connection module 16 mm², 3-pole with integrated spring terminals 1.5 - 16 mm². Cover cap included.
Rated voltage:	690 V
Rated current:	63 A
Power dissipation at 80% load:	2.9 W
Dimensions:	22.5 × 160 × 115 mm
Pack quantity:	1 pc.
Approvals:	IEC,UL

Item no.
01592



General Accessories

Busbar CrossBoard


CrossBoard Adapter Slim

Description:	3 pole adapter, 16 A. One fixed mounting rail, with fuse-carrier 10 × 38 / Class CC. With cables 2.5 mm².
Rated voltage:	690 V
Rated current:	16 A
Power dissipation at 80% load:	2.6 W
Dimensions:	22.5 × 160 × 85 mm
Pack quantity:	1 pc.
Approvals:	IEC,UL
Item no.	
36009	



CrossBoard Adapter Basic

Description:	3 pole adapter. One fixed mounting rail. For compact mounting of complete motor circuits.	
Rated voltage:	690 V	
Dimensions:	45 × 160 × 45 mm	
Pack quantity:	1 pc.	
Approvals:	IEC, UL	
Cable diameter (mm)	Rated current	Item no.
2.5 mm ²	16 A	32666
6 mm ²	32 A	32682



General Accessories

Busbar CrossBoard

07


General Accessories


CrossBoard Adapter Comfort

- Description:** 3 pole adapter. One fixed mounting rail. For compact mounting of complete motor circuits Adapters are equiped with cables.
- Rated voltage:** 690 V
- Dimensions:** 45 × 160 × 45 mm
- Pack quantity:** 1 pc.
- Approvals:** IEC,UL

Cable diameter (mm)	Rated current	Item no.
2.5 mm ²	16 A	32668
2.5 mm ²	25 A	32676
6 mm ²	32 A	32684
10 mm ²	45 A	32692

For more bus-bar products please contact your nVent HOFFMAN sales representative.







08 Panel Shop Automation

Enclosure modification centers	632
Rail and cable duct cutting machines	634
Wire processing machines	636

Panel Shop Automation
Enclosure modification centers
Modcenter



Description:

The ModCenter optimizes the machining of enclosures with cut-outs, drill-holes and threaded holes to boost your productivity. The fixation system of the ModCenter allows for placement of one or multiple enclosures, panels and mounting plates in multiple kind of materials. The ModCenter is available in four versions depending on the size of the machinable surfaces and each version is available in a Siemens or Beckhoff control system.

Human Machine Interface:

Modern operating solution with 21" screen, industrial PC with Intel i5 processor and Windows 10 64-bit operating system.

Tools:

All ModCenters have an automatic tool changing system that accommodates 12 tools and optionally up to 21 tools. The lubrication system extends the lifetime of the tools and is environment friendly as the lubricant is water based.

Fixation:

The fixation system has 7 automatic rotary clamps at the bottom and mechanical quick clamps at the top for securing panels and mounting plates. Enclosures are positioned with a synchronized motorized depth adjustment system and are secured with pneumatic fixations pillows allowing for ergonomic and force-free loading of small to large enclosures.

Machinable material:

Mild steel, stainless steel, copper, aluminum, PVC, polycarbonate, ABS, GRP and regardless if any of these are powder coated.

Machine software:

Ares Commander CAD is an intuitive programming system for the ModCenter available on the console or any other PC in the company network. The software includes a library with enclosures and symbols to make drawings fast and easily, to be automatically converted to machine code.

Interface:

Projects generated with almost all available CAD and E-planning systems in the market can be processed directly on the machine software, using .DXF or .DWG files.

Rated voltage:

400 V, 3~, 50/60 Hz.

Rated current:

32 A.

Compressed air:

6-8 bar, suction capacity 300 l/min.

N° of doors	Machinable enclosures, all sides		Machinable panels and mounting plates		Machine footprint		Item no.
	H (mm)	W (mm)	H (mm)	W (mm)	W (mm)	D (mm)	
1	Up to 1600	Up to 1250	Up to 1650	Up to 2400	3524	4500	MODC163B
1	Up to 1600	Up to 1250	Up to 1650	Up to 2400	3524	4500	MODC163S
2	Up to 1600	Up to 2200	Up to 1600	Up to 2400	3524	4500	MODC263B
2	Up to 1600	Up to 2200	Up to 1600	Up to 2400	3524	4500	MODC263S
2	Up to 2060	Up to 2200	Up to 2020	Up to 2400	4128	4500	MODC280B
2	Up to 2060	Up to 2200	Up to 2020	Up to 2400	4128	4500	MODC280S
2	Up to 2380	Up to 2200	Up to 2340	Up to 2400	4128	4500	MODC293B
2	Up to 2380	Up to 2200	Up to 2340	Up to 2400	4128	4500	MODC293S

Add U at the end of the item no. for UL approved ModCenters.

Panel Shop Automation

Rail and cable duct processing machines

Cutting machine | NCCUT



Description:

The NCCUT semi-automated machine optimizes cutting of DIN rails and cable ducts to boost your labour productivity and minimize the cutting waste. Machine software imports the already created panel layout, generates a simplified cut list and guides the operator through the complete process. Motorized end-stop eliminates manual measuring and avoids potential human error. Suitable for one-off production, serial production, or prefabrication for future use.

Human Machine Interface:

Modern operating solution with 19" touchscreen, keyboard with trackball and PC with Windows 10 64-bit operating system.

Printer:

Labels are printed to identify each produced part to ensure a fast and reliable panel assembly.

Machinable material:

Cable duct up to a width of 125 mm. DIN rails NS 15, NS 35/7,5 and NS 35/15 (according to EN 60 715). Busbars NLS-CU 3/10. Cutting length of cable ducts, DIN rails and busbars is limited between 140 mm and 2200 mm.

Accuracy:

Precise cutting with a tolerance of 0.5 mm.

Machine software:

Software included for intuitive programming.

Interface:

Projects generated with almost all available CAD and E-planning systems in the market can be processed directly on the machine software, using .CSV or .TXT files with the list of parts can be imported directly on the machine software.

Rated voltage:

240 V, 1~, 50 Hz.

Rated current:

8 / 16 A.



Description	Machine footprint		Item no.
	W (mm)	D (mm)	
DIN rail and cable duct cutting machine	4216	900	NCCUT2000

Panel Shop Automation

Wire processing machines

Modular wire workstation | PWA1000



**Description:**

The Modular Wire Workstation allows to combine several options including a wire magazine, machines for cutting, stripping and crimping, and a printer for wire labels and storage produced wires. Suitable for one-off production ideal for direct use in the panel shop or prefabrication for future use.

Human Machine Interface:

Modern operating solution with 19" touchscreen and PC with Windows 10 64-bit operating system.

Machine software:

Personal Wiring Suit is an intuitive programming system for the PWA1000 to produce the wires and identification labels. The software also visualizes the panel wiring by providing the source and target plus the routing in the panel.

Interface:

Projects generated with almost all available CAD and E-planning systems in the market can be processed directly on the machine software, using .CSV or .XLS files.

Rated voltage:

240 V, 1~, 50 Hz.

Rated current:

8 / 16 A.

Available modules:

Wire magazine, Cutting, Stripping and crimping, Printer for wire labels, Storage of produced wires.

Module - Wire magazine:

The ergonomic table includes a modular wire magazine for either the original wire packaging or dedicated storage to feed the machine.

Module - Cutting:

Machine for cutting wires with a cross section from 0,5 mm² up to 16 mm² (AWG 20-5) to adjustable lengths at a speed up to 400 wires per hour.

Module - Stripping and crimping:

Electropneumatic stripper and crimping machine with 5-way magazine for processing insulated wire end ferrules on a reel. Crimping length can be adjusted either to 8 mm or alternatively 10 mm. Wires with a cross-section from 0,5 mm² up to 2,5 mm² (AWG 20-14) can be processed without set-up times.

Module - Printer for wire labels:

Wire labels are printed automatically to ensure a fast and reliable panel wiring.

Module - Storage of produced wires:

The produced wires can be placed on a removable bar positioned in the front of the workstation. There is a dedicated storage on the side of the workstation for completed bars.



Description	Machine footprint		Item no.
	W (mm)	D (mm)	
Modular wire workstation	1250	800	PWA1000

Panel Shop Automation

Wire processing machines

Wire personal assistant | PWA5000



**Description:**

The Personal Wire Assistant is a mobile solution that optimizes the production of wires reducing the processing time up to 50%. The PWA5000 fully automates cutting to length, stripping and crimping of wires boosting productivity and ensuring consistent and precise quality. A printer is available as an option to automatically print wire labels to ensure a fast and reliable panel wiring. The machine has an automated wire feeding with 8 spools for different wires. An external accessory is available for storage of additional wires that can feed the machine without using the internal spools reducing the switching times. Suitable for one-off production ideal for direct use in the panel shop or prefabrication for future use.

Human Machine Interface:

Modern operating solution with 19" touchscreen, industrial PC with Intel i3 processor and Windows 10 64-bit operating system.

Wire feeding:

The machine has an automated wire feeding with 8 spools for different wires. An external accessory is available for storage of additional wires that can feed the machine without using the internal spools reducing the switching times.

Stripping and crimping:

Electropneumatic stripper and crimping with 5-way magazine for processing insulated wire end ferrules on a reel. Crimping length can be adjusted either to 8 mm or alternatively 10 mm. The finished wires include ferrules on both ends without manual intervention.

Processable wires:

Wires with a cross-section from 0,5 mm² up to 2,5 mm² (AWG 20-14) can be processed without set-up times.

Speed:

120 wires/hour including ferrules on both sides of the wire.

Machine software:

Personal Wiring Suit is an intuitive programming system for the PWA5000 to produce the wires and identification labels. The software also visualizes the panel wiring by providing the source and target plus the routing in the panel.

Interface:

Projects generated with almost all available CAD and E-planning systems in the market can be processed directly on the machine software, using .CSV or .XLS files.

Rated voltage:


240 V, 1~, 50 Hz.

Rated current:

16 A.

Description	Machine footprint		Item no.
	W (mm)	D (mm)	
Wire personal assistant	840	960	PWA5000

Panel Shop Automation
Wire processing machines
Wire processing center | PWA6000



**Description:**

Wire Processing Center optimizes the production of wires reducing the processing time up to 75%. The PWA6000 fully automates the cutting to length, stripping, crimping, marking and bundling of the wires boosting productivity and ensuring consistent and precise quality. The machine has an internal, automated wire feeding with 12 spools for different wires. An external accessory is available for storage of additional wires that can feed the machine without using the internal spools reducing the switching times. The machine places the ferrules on both sides and marks the wires. The finished wires are placed on adhesive tapes, in a predefined order, to optimize order picking. The fully automated process of prefabrication wires optimizes the panel wiring process and thereby reduces costs.

Human Machine Interface:

Modern operating solution with 21.5" touchscreen, industrial PC with Intel i5 processor and Windows 10 64-bit operating system.

Wire feeding:

The machine has an automated wire feeding with 12 spools for different wires. An external accessory is available for storage of additional wires that can feed the machine without using the internal spools reducing the switching times.

Stripping and crimping:

Electropneumatic stripper and crimping with 5-way magazine for processing insulated wire end ferrules on a reel. Crimping length can be adjusted either to 8 mm or alternatively 10 mm. The finished wires include ferrules on both ends without manual intervention.

Wire marking system:

Direct printing on the wire to mark the source and target identification on each end of the wire. The wires are marked with blue ink so it is suitable for almost all wire colours and avoids the use of two printers.

Processable wires:

Wires with a cross-section from 0,5 mm² up to 2,5 mm² (AWG 20-14) can be processed without set-up times.

Speed:

120 wires/hour including ferrules on both sides of the wire.

Machine software:

Personal Wiring Suit is an intuitive programming system for the PWA6000 to produce the wires. An external accessory is available for storage of finished wires and transport to the panel shop. This accessory has a screen to visualize the panel wiring by providing the source and target plus the routing in the panel.

Interface:

Projects generated with almost all available CAD and E-planning systems in the market can be processed directly on the machine software, using .CSV or .XLS files.

Rated voltage:

240 V, 1~, 50 Hz.

Rated current:

16 A.

Compressed air:

6-8 bar, suction capacity 300 l/min.

Description	Machine footprint		Item no.
	W (mm)	D (mm)	
Wire processing center	1050	1150	PWA6000

Index

19" friction slides, L	151
19" front frame cover, FFC	150
19" front panel, PAC	153
19" front panel TLC fixation, TLCF	603
19" front panel, ventilated, PACV	153
19" keyboard drawer, DKB	152
19" mounting profiles brackets, asymmetric fixing, floor standing, CID	148
19" mounting profiles brackets, consoles, DNB	464
19" mounting profiles brackets, consoles, DND	464
19" mounting profiles brackets, floor standing, CIWR	149
19" mounting profiles brackets, partial height, floor standing, CIC	149
19" mounting profiles, consoles, DNN	463
19" mounting profiles, floor standing, CIB	148
19" mounting profiles, floor standing, CIP	147
19" mounting profiles, floor standing, CIPD	148
19" mounting profiles, partial height, floor standing, CIPP	149
19" mounting profiles, wall mounted, AVP	306
19" patch panel, PAP	154
19" plastic washers, PW	150
19" power distribution box, PWB	153
19", power distribution unit, HPDS	154
19" ventilation module, with thermostat, UVT	155

A

AC, Modular chassis, wall mounted	308
ADA/ADAB, Door, transparent, aluminium, wall mounted	186
ADA/ADAB, Door, transparent, aluminium, wall mounted	320
ADAMK/ADABMK, Viewing window, mounting kit	186
ADAMK/ADABMK, Viewing window, mounting kit	320
Adapter, angled, medium swing arm system, S2MAA	496
Adapter, basic, CrossBoard	628
Adapter, Comfort, CrossBoard	629
Adapter, narrow, light swing arm system, S1MA	484
Adapter, slim, CrossBoard	628
Adapter, tube, medium swing arm system, S2MTA	495
ADA, Transparent aluminium windows	186
ADC, Door, transparent safety glass, mild steel, wall mounted	318
ADCS, Door, transparent safety glass, stainless steel, wall mounted	319
ADI, Inner door, mild steel, wall mounted	322
ADIS, Inner door, stainless steel, wall mounted	323
ADO, Door stop, wall mounted	325
ADR, Enclosure, wall mounted, stainless steel, double door	290
ADSW, Door switch, wall mounted	325
ADSW, Door switch, wall mounted	604
ADT, Door, transparent acrylic glass, mild steel, wall mounted	317
AFA, Gland plate, adapter FL13 or FL21, wall mounted	334

AFG, Gland plate, ventilated with fly-net, wall mounted	334
AF, Gland plate, plain, wall mounted	332
AFK, Gland plate, with knock-outs, wall mounted	335
AFR, Gland plate, ventilated, wall mounted	333
AFS, Enclosure, wall mounted, sloping roof, stainless steel, single door	294
AFV, Gland plate, ventilated with filter, wall mounted	333
AGC, Baying gasket, wall mounted	331
AG, Gland plate, gasket, wall mounted	332
Air ventilation device, polyester wall mounted UCP/UCPT, UPVD	353
Air ventilation device, polyester wall mounted UDP/UDPT, UAV	366
ALIS, Lock, inserts, chrome plated, wall mounted	328
ALIS, Lock, inserts, chrome plated, wall mounted	473
AL, Lifting, eye bolts, wall mounted	331
ALL, Lock, wall mounted	328
ALL, Lock, wall mounted	472
ALLS, Lock, stainless steel, wall mounted	328
ALT, Lock, handle, wall mounted	329
(Aluminum), rotation limiter, limiter swing arm system, S1MRL	487
AMG, Mounting plate, depth adjustment, wall mounted	305
AMI, Mounting plate, bakelite, wall mounted	303
AMP, Mounting plate, galvanized steel, wall mounted	302
AMTE, Spacer bolts	305
AMTE, Spacer bolts	394
AMT, Mounting plate, telequick, galvanized steel, wall mounted	304
Angled, light signal adapter, light swing arm system, S1MSLAA	487
APK, Profiles, steel, adjustable, modular system	122
ARF, Rainhood, mild steel, wall mounted	340
ASR, Enclosure, wall mounted, stainless steel, single door	282
ASST, Rainhood, stainless steel, wall mounted	341
ATEX purging system, stainless steel, hazardous location, HLA3X	384
ATEX purging system, stainless steel, hazardous location, HLP	385
AVB, Mounting profiles, vertical, wall mounted	307
AVP, 19" mounting profiles, wall mounted	306
AWHD, Wall mounting brackets, hygienic design, wall mounted	372
AWS, Wall mounting brackets, stainless steel, wall mounted	313
AWS, Wall mounting brackets, stainless steel, wall mounted	396
AW, Wall mounting brackets, zinc plated steel, wall mounted	313
AW, Wall mounting brackets, zinc plated steel, wall mounted	396

B

Bar, copper, earthing, ECB	608
Base bracket, rotary, light swing arm system, S1MTBB	486
Base, mild steel, wall mounted, PFF	316
Base, small pedestal, medium swing arm system, S2MPBS	498
Base/wall, bracket, light swing arm system, S1MWF	486
Baying brackets, external, floor standing, CCE	216
Baying brackets, external, short, floor standing, CCEH	217
Baying brackets, internal corner, floor standing, CCM	216
Baying brackets, internal, floor standing, CCI	215

Baying gasket, wall mounted, AGC	331
Baying kit, corner, floor standing, CJDS	218
Baying kit, depth, floor standing, CJDN	217
Baying kit, depth, polyester wall mounted UDP/UDPT, UDE	366
Baying kit, wall mounted , CK01	330
BDP, Cover plate, mild steel, consoles MPC	466
BDPS, Cover plate, stainless steel, consoles MPCS	466
BDR, DIN rail, STB/SSTB terminal boxes	395
BFP, Paint can	607
BGE, Gland plate, EMC gasket, floor standing	259
BG, Gland plate, foam, floor standing	225
Blanking plates, plastic, grey, DIN slots, TB13G	123
Blanking plates, plastic, grey, DIN slots, TB13G	313
BMP, Mounting plate, galvanized steel, terminal box STB/SSTB	394
BMP, Mounting plate, galvanized steel, terminal box STB/SSTB	472
Bottom plate, aluminium, floor standing, CBPA	251
Bottom plate, EMC, floor standing, CBPE	259
Bottom plate, split, stainless steel, floor standing, CBPS	227
Bottom plate, ventilated, EMC, floor standing, CVB EMC	259
Bottom plate, ventilated, floor standing, CVB	224
BPA, Vortex, air distribution kit	528
BPF, Vortex, side mounting kit	529
BPP, Mounting profiles, STB/SSTB terminal boxes	395
BPP, Mounting profiles, STB/SSTB terminal boxes	472
BPS, Vortex, silencer	529
BPT, Vortex, thermostat kit	528
BP, Vortex cooler	522
Brace terminals, flat conductors, 60mm-system	618
Brace terminals, round conductors, 60mm-system	617
Bracket, baying, copper, earthing, EBB	608
Bracket, fixation, copper, earthing, ECK	608
Bracket, for operating control panels OICP connection, OIKS	479
Bracket, rotary base, medium swing arm system, S2MRB	492
Brackets, adjustable, modular system, MSMPA01	121
Brackets, adjustable, modular system, MSMPA01	311
Brackets, fixed, modular system, MSMPF01	121
Brackets, fixed, modular system, MSMPF01	311
Bracket, steel, light switch, HDW range, HDSW	373
Breather drain, stainless steel, hazardous location, EXDBD	381
Breather drain, stainless steel, hazardous location, EXEBD	380
Busbar adapter, 25A, 60mm-syste	620
Busbar adapter, 25A, cable, 60mm-system	620
Busbar adapter, 25A, Removable top, 60mm-system	618
Busbar adapter, 32A, cable, 60mm-system	621
Busbar adapter, 32A, cable, 60mm-system	623
Busbar adapter, 32A, Removable top, 60mm-system	619
Busbar adapter, 32A, terminal, 60mm-system	622
Busbar adapter, 45A, Removable top, 60mm-system	619
Busbar adapter, 63A, cable, 60mm-system	621
Busbar adapter, 80A, 60mm-system	622
Busbar adapter, 80A, terminal, 60mm-system	623

Busbar adapter, 160A, 60mm-system	624
Busbar adapter, 200-250A, Universal, 60mm-system	625
Busbar adapter, 250A, 60mm-system	624
Busbars, copper, tin-plated, 60mm-system	615
Busbar support, connection, 60mm-system	614
Busbar support, PE/N, 60mm-system	613
Busbar support, universal, 60mm-system	613

C

CAB, Cable entry, fixing bars, inside, floor standing	225
Cable conduit, CON	184
Cable conduit holder, CONH	185
Cable entry, clamps, floor standing, CAC	226
Cable entry, fixing bars, inside, floor standing, CAB	225
Cable entry, fixing bars, outside, floor standing, CABP	226
Cable gland, anchorage, CAG	337
Cable gland, anchorage, CAG	581
Cable gland, double protection, CED	337
Cable gland, double protection, CED	580
Cable gland, hygienic design, CGHD	373
Cable gland, plastic, CPG	336
Cable gland, plastic, CPG	578
Cable gland plate, CEP	582
Cable gland plate, FL21 plastic, EHTC	335
Cable gland plate, FL21 plastic, EHTC	586
Cable gland plate, for connected cables, CCF	584
Cable gland plate, grommets for CCF gland plates, CCG	585
Cable gland plate, round , CEPR	583
Cable gland, simple protection, CES	336
Cable gland, simple protection, CES	579
Cable, interconnection, LTSL lights, LTP L	600
Cable, power, LTSL lights, CLF L	599
Cables, LED lights, ELC	597
Cable tray, clamps, floor standing, CTC	156
Cable tray, floor standing, CTN	156
Cable tray, reinforced, floor standing, DCT	156
CABP, Cable entry, fixing bars, outside, floor standing	226
CAC, Cable entry, clamps, floor standing	226
CAG, Cable gland, anchorage	337
CAG, Cable gland, anchorage	581
Cage nuts, CN	151
Cage nuts, CNM	117
Cage nuts, CNM	606
CAK, Profile brackets, EKS/EKD compact floor standing	114
Cap, angled, replacement, light swingarm system , S1MRCAK	488
Cap, reduction, replacement, light swingarm system , S1MRCREK	489
Cap, round replacement, light swingarm system , S1MRCRK	488
Casters, floor standing, LCR	171
CB, Mounting profiles, carrier bars, floor standing	118
CBPA, Bottom plate, aluminium, floor standing	251
CBPE, Bottom plate, EMC, floor standing	259

CBPS, Bottom plate, split, stainless steel, floor standing	227	CNT, Screws, extrude-tite	606
CBPZ, Mounting plate, galvanized steel, console base	462	CNTS, Screws, extrude-tite, stainless steel	117
CBU, Mounting profiles, carrier bars, heavy duty, floor standing	118	COF L, Connector, female, LTSL lights	600
CCBS, Wall fixing brackets, stainless steel, floor standing	171	Combining gasket, polyester wall mounted UDP/UDPT, UCK	365
CCB, Wall fixing brackets, floor standing	171	Combining profile, polyester wall mounted UDP/UDPT, UCP	365
CCE, Baying brackets, external, floor standing	216	COM L, Connector, male, LTSL lights	600
CCEH, Baying brackets, external, short, floor standing	217	CON, Cable conduit	184
CCF, Cable gland plate, for connected cables	584	CONH, Cable conduit holder	185
CCG, Cable gland plate, grommets for CCF gland plates	585	Connection, module, CrossBoard	627
CCI, Baying brackets, internal, floor standing	215	Connection set, 3-pole, 60mm-system	617
CCJ, Separation plate, fixation brackets	219	Connection terminal, plate, 3-pole, 60mm-system	616
CCJ, Separation plate, fixation brackets	257	Connection terminal, plate, 3-pole, 60mm-system	616
CCM, Baying brackets, internal corner, floor standing	216	Connection terminal, Universal, 60mm-system	617
CDHK, Partial doors system, horizontal divider for MKS, floor standing	206	Connector, female, LTSL lights, COF L	600
CDH, Partial doors system, horizontal divider, floor standing	206	Connector, male, LTSL lights, COM L	600
CDPZ, Mounting plate, galvanized steel, console desk/top	463	Console, compact, mild steel, MPG	438
CDV, Partial doors system, vertical divider, floor standing	206	Console, compact, stainless steel, MPGS	450
CED, Cable gland, double protection	337	Console, modular system, mild steel, MPC	442
CED, Cable gland, double protection	580	Console, modular system, stainless steel, MPCS	454
CEP, Cable gland plate	582	Cooling unit, Indoor/Outdoor, Vertical, stainless steel, SpectraCool G-Series	508
CEPR, Cable gland plate, round	583	Cooling unit, indoor, roof, CUH	518
CES, Cable gland, simple protection	336	Cooling unit, indoor, vertical, CUVN	510
CES, Cable gland, simple protection	579	Cooling unit, Indoor, Vertical, Slim Fit	502
CFR, Roof, for fans, floor standing	222	Cooling unit, Indoor, Vertical, SpectraCool Narrow	506
CGHD, Cable gland, hygienic design	373	Cooling unit, Outdoor, Vertical, advanced corrosion protection, SpectraCool	516
CHS, Screws, phillips	150	Cooling unit, outdoor, vertical, CUON	514
CIB, 19" mounting profiles, floor standing	148	Cooling unit, Outdoor, Vertical, T-Series	512
CIC, 19" mounting profiles brackets, partial height, floor standing	149	Cooling units, stainless steel, hazardous location, NHZ	534
CID, 19" mounting profiles brackets, asymmetric fixing, floor standing	148	Cooling unit, Thermoelectric, TE-series	520
CIP, 19" mounting profiles, floor standing	147	Coupling, base, medium swing arm system, S2MBC	496
CIPD, 19" mounting profiles, floor standing	148	Coupling, elbow, medium swing arm system, S2MFEC	495
CIPP, 19" mounting profiles, partial height, floor standing	149	Coupling, HMI, medium swing arm system, S2MFC	494
CIWR, 19" mounting profiles brackets, floor standing	149	Coupling, tilted back, medium swing arm system, S2MACB	495
CJDN, Baying kit, depth, floor standing	217	Coupling, tilted forward, medium swing arm system, S2MACF	496
CJDS, Baying kit, corner, floor standing	218	Cover, busbars, 3-pole cover, 60mm-system	615
CK01, Baying kit, wall mounted	330	Cover, busbars, individual cover, 60mm-system	615
Cleaner for stainless steel, SSC	607	Cover cap, 60mm-system	618
CLF L, Cable, power, LTSL lights	599	Cover plate, mild steel, consoles MPC, BDP	466
CLPF, Mounting profiles, floor standing	113	Cover plate, stainless steel, consoles MPC desk section, MPLS	467
CLPK, Mounting profiles, click-in, floor standing	112	Cover plate, stainless steel, consoles MPCS, BDPS	466
CLPO, Mounting profiles, outer mounting profile, floor standing	114	Cover plate, stainless steel, consoles MPC top section, MPPS	467
CLS, Mounting profiles, lutze system, floor standing	118	Cover plugs, terminal boxes OABP/OPCP, OCP	418
CMB, Mounting profiles, side, floor standing	116	Cover plugs, terminal boxes OABP/OPCP, OCP	428
CN, Cage nuts	151	Cover plugs, terminal boxes SABP/SPCP, SCP	413
CNM, Cage nuts	117	CPG, Cable gland, plastic	336
CNM, Cage nuts	606	CPG, Cable gland, plastic	578
CNS, Screws, clip-on cage nuts	117	CP, Mounting rails	605
CNS, Screws, clip-on cage nuts	606	CTC, Cable tray, clamps, floor standing	156
CNT, Screws, extrude-tite	117	CTN, Cable tray, floor standing	156

CUH, Cooling unit, indoor, roof.....	518
CUON, Cooling unit, outdoor, vertical.....	514
Cutting machine, NCCUT.....	634
CUVN, Cooling unit, indoor, vertical.....	510
CVB, Bottom plate, ventilated, floor standing.....	224
CVB EMC, Bottom plate, ventilated, EMC, floor standing.....	259
CVK, Roof, spacer kit, floor standing.....	224
CVR, Roof, ventilated, floor standing.....	222

D

DABP, Terminal box, ABS.....	406
DAHHL, heater, aluminium, hazardous location.....	574
DCP, Door, horizontal profiles, floor standing.....	184
DCT, Cable tray, reinforced, floor standing.....	156
DDK, Door drawing desk, floor standing.....	184
DFC, Roof, closing plate for fan opening, floor standing.....	223
DFL, Wall mounting brackets, DABP/DPCP terminal boxes.....	409
DFL, Wall mounting brackets, DABP/DPCP terminal boxes.....	423
DFN61, Roof, fan kit, floor standing.....	223
DFN, Roof, fan, floor standing.....	223
DHN, Door, 180° hinges, floor standing.....	179
DHP, Door, horizontal profiles, wall mounted.....	327
DI, Inner door, mild steel, floor standing.....	180
DIN-base adaptor frame, polyester wall mounted UDP/UDPT, UAF... 363	
DIN-base, polyester wall mounted UDP/UDPT, UMPS.....	363
DIN rail, DR.....	409
DIN rail, DR.....	423
DIN rail, DR2.....	412
DIN rail, DR3.....	417
DIN rail, DR3.....	427
DIN rail mounting brackets, DRS.....	605
DIN rail, PP.....	605
DIN rails, steel, pre-cut, modular system, MSDR.....	120
DIN rails, steel, pre-cut, modular system, MSDR.....	311
DIN rail, STB/SSTB terminal boxes, BDR.....	395
DIPH, Profile, steel, interior mounting, HDW range.....	372
DIP, Profile, steel, interior mounting.....	306
DKB, 19" keyboard drawer.....	152
DMP, Mounting plate, galvanized steel, terminal box DABP/DPCP.....	408
DMP, Mounting plate, galvanized steel, terminal box DABP/DPCP.....	422
DNB, 19" mounting profiles brackets, consoles.....	464
DND, 19" mounting profiles brackets, consoles.....	464
DN, Door, plain, mild steel, floor standing.....	176
DNG, Door, transparent safety glass, mild steel, floor standing.....	178
DNGE, Door, transparent, EMC, floor standing.....	256
DNGS, Stainless steel glazed doors.....	178
DNMK, Door, mounting kit, mild steel.....	179
DNMKS, Door, mounting kit, stainless steel.....	179
DNN, 19" mounting profiles, consoles.....	463
DNS, Door, side, mild steel, floor standing.....	180
DNSR, Door, raised side, mild steel, floor standing.....	227
DNSS, Door, plain, stainless steel, floor standing.....	177
Door, 180° hinges, floor standing, DHN.....	179
Door, cable space, mild steel, floor standing, DPA.....	210
Door, document pocket, mild steel, floor standing, DRB.....	183
Door, document pocket, mild steel, floor standing, DRB.....	183
Door, document pocket, mild steel, floor standing, DRB.....	612
Door, document pocket, mild steel, floor standing, DRB.....	612
Door, document pocket, plastic, DRA.....	183
Door, document pocket, plastic, DRA.....	326
Door, document pocket, plastic, DRA.....	612
Door drawing desk, floor standing, DDK.....	184
Door, horizontal profiles, floor standing, DCP.....	184
Door, horizontal profiles, wall mounted, DHP.....	327
Door, mounting kit, mild steel, DNMK.....	179
Door, mounting kit, stainless steel, DNMKS.....	179
Door, partial, monitor, mild steel, floor standing, DPM.....	211
Door, plain, mild steel, floor standing, DN.....	176
Door, plain, stainless steel, floor standing, DNSS.....	177
Door, raised side, mild steel, floor standing, DNSR.....	227
Door, side, mild steel, floor standing, DNS.....	180
Door stop, floor standing, DSTP.....	182
Door stop, UDP/UDPT, UDS.....	365
Door stop, wall mounted, ADO.....	325
Door, supports, floor standing, DPSL.....	182
Door switch, floor standing, DSW.....	185
Door switch, floor standing, DSW.....	603
Door switch, hazardous location, LEDHLSW.....	380
Door switch, LED lights, ELD.....	598
Door switch, wall mounted, ADSW.....	325
Door switch, wall mounted, ADSW.....	604
Door switch, with cable, for TLC/TLCL lights, TLCS.....	602
Door, transparent acrylic glass, mild steel, wall mounted, ADT.....	317
Door, transparent, aluminium, wall mounted, ADA/ADAB.....	186
Door, transparent, aluminium, wall mounted, ADA/ADAB.....	320
Door, transparent, EMC, floor standing, DNGE.....	256
Door, transparent safety glass, mild steel, floor standing, DNG.....	178
Door, transparent safety glass, mild steel, wall mounted, ADC.....	318
Door, transparent safety glass, stainless steel, wall mounted, ADCS.....	319
Door, vertical profiles, wall mounted, MMDP.....	326
Door, vertical profiles, wall mounted, MMDP.....	473
Door, wheels, floor standing, DW.....	182
DPA, Door, cable space, mild steel, floor standing.....	210
DPB, Partial doors system, vertical panel, floor standing.....	210
DPC, Partial doors system, top and bottom panels, floor standing....	207
DPCP, Terminal box, polycarbonate.....	420
DPCV, Partial doors system, ventilated top and bottom panels, floor standing.....	207
DPK, Keyboard hinged tray.....	211
DPM, Door, partial, monitor, mild steel, floor standing.....	211

DP, Partial doors system, partial door, floor standing.....	208
DPP, Partial doors system, panel, floor standing.....	209
DPSL, Door, supports, floor standing.....	182
DR2, DIN rail.....	412
DR3, DIN rail.....	417
DR3, DIN rail.....	427
DRA, Door, document pocket, plastic.....	183
DRA, Door, document pocket, plastic.....	326
DRA, Door, document pocket, plastic.....	612
Drain plug, DWP.....	566
DRB, Door, document pocket, mild steel, floor standing.....	183
DRB, Door, document pocket, mild steel, floor standing.....	183
DRB, Door, document pocket, mild steel, floor standing.....	612
DRB, Door, document pocket, mild steel, floor standing.....	612
DR, DIN rail.....	409
DR, DIN rail.....	423
DRS, DIN rail mounting brackets.....	605
DSHI, Hinges, for DABP/DPCP terminal boxes.....	409
DSHI, Hinges, for DABP/DPCP terminal boxes.....	413
DSHI, Hinges, for DABP/DPCP terminal boxes.....	423
DSTP, Door stop, floor standing.....	182
DSW, Door switch, floor standing.....	185
DSW, Door switch, floor standing.....	603
DW, Door, wheels, floor standing.....	182
DWP, Drain plug.....	566

E

Earthing, cables, ECFA.....	231
Earthing, cables, ECFA.....	338
Earthing, cables, ECFA.....	609
Earthing, central points, ECFP.....	232
Earthing, central points, ECFP.....	610
Earthing, frame connections, ECF.....	232
Earthing, frame connections, ECF.....	610
Earthing, panel connections, ECP.....	232
Earthing, panel connections, ECP.....	339
Earthing, panel connections, ECP.....	610
Earthing, straps, ECFE.....	231
Earthing, straps, ECFE.....	338
Earthing, straps, ECFE.....	609
EBB, Bracket, baying, copper, earthing.....	608
ECB, Bar, copper, earthing.....	608
ECFA, Earthing, cables.....	231
ECFA, Earthing, cables.....	338
ECFA, Earthing, cables.....	609
ECF, Earthing, frame connections.....	232
ECF, Earthing, frame connections.....	610
ECFE, Earthing, straps.....	231
ECFE, Earthing, straps.....	338
ECFE, Earthing, straps.....	609

ECFP, Earthing, central points.....	232
ECFP, Earthing, central points.....	610
ECH(T), Heater, compact, with/without thermostat.....	560
ECK, Bracket, fixation, copper, earthing.....	608
ECOM, Enclosure, floor standing, aluminium, double wall, combinable.....	234
ECP, Earthing, panel connections.....	232
ECP, Earthing, panel connections.....	339
ECP, Earthing, panel connections.....	610
ECR, Heater, with fan, with thermostat.....	563
EDA, Pressure compensation plug, plastic, goretex.....	564
EDAS, Pressure compensation plug, stainless steel, goretex.....	565
EFAE, Exhaust filter, EMC.....	258
EFAE, Exhaust filter, EMC.....	377
EFA, Exhaust filter, indoor.....	542
EFAP, Exhaust filter, outdoor.....	543
EFCS, Filter fan or exhaust filter cover.....	233
EFE, Filter fan, EMC.....	258
EFE, Filter fan, EMC.....	377
EF, Filter fan, indoor.....	538
EFM, Filter mat, indoor.....	542
EFMP, Filter mat, outdoor.....	543
EFP, Filter fan, outdoor.....	540
EFR, Thermostat, fixed regulation.....	568
EGK, Heater, small.....	558
EGL, Heater, with fan.....	561
EHG, Heater.....	559
EHTC, Cable gland plate, FL21 plastic.....	335
EHTC, Cable gland plate, FL21 plastic.....	586
EHV, Heater, with fan.....	562
EKDS, Enclosure, floor standing, stainless steel, compact, double door.....	82
EKOM, Enclosure, floor standing, double wall, aluminum, compact..	238
EKOM-SW, Enclosure, floor standing, single wall, aluminum, compact.....	242
EKSS, Enclosure, floor standing, stainless steel, compact, single door.....	76
EL900D, LED light.....	595
EL900DS, LED light, socket.....	594
EL1200D24V, LED light, 24V.....	596
EL1200DS, LED light, socket.....	593
EL1200M24V, LED light, movement sensor, 24V.....	595
EL1200M, LED light, movement sensor.....	594
EL1200MS, LED light, socket, movement sensor.....	592
ELA, Mounting, brackets, magnet, LED lights.....	598
Elbow, coupling, light swing arm system, S1ME.....	483
Elbow, medium swing arm system, S2ME.....	493
Elbow, panel coupling, light swing arm system, S1MFEC.....	484
Elbow, reduction, light swing arm system, S1MRE.....	485
Elbow, rotatable, light swing arm system, S1MER.....	483
Elbow, rotation, medium swing arm system, S2MER.....	494

ELC, Cables, LED lights.....	597
ELD, Door switch, LED lights.....	598
Enclosure, floor standing, 19", mild steel, combinable, MCI.....	42
Enclosure, floor standing, aluminium, double wall, combinable, ECOM	234
Enclosure, floor standing, double wall, aluminum, compact, EKOM ..	238
Enclosure, floor standing, EMC, combinable, single door, MCSE.....	252
Enclosure, floor standing, interlocking, mild steel, combinable, MCF ..	36
Enclosure, floor standing, mild steel, combinable, double door, MCD ..	24
Enclosure, floor standing, mild steel, combinable, single door, MCS....	12
Enclosure, floor standing, mild steel, semicompact, double door, MKD	54
Enclosure, floor standing, mild steel, semicompact, single door, MKS	46
Enclosure, floor standing, PC, mild steel, combinable, MCM.....	434
Enclosure, floor standing, single wall, aluminum, compact, EKOM-SW	242
Enclosure, floor standing, stainless steel, combinable, double door, MCDS	66
Enclosure, floor standing, stainless steel, combinable, single door, MCSS.....	60
Enclosure, floor standing, stainless steel, compact, double door, EKDS.....	82
Enclosure, floor standing, stainless steel, compact, single door, EKSS.....	76
Enclosure, wall mounted, EMC, single door, MASE.....	374
Enclosure, wall mounted, HD, stainless steel, single door, HDW.....	368
Enclosure, wall mounted, mild steel, double door, MAD	272
Enclosure, wall mounted, mild steel, panel, MAP.....	278
Enclosure, wall mounted, mild steel, single door, MAS.....	262
Enclosure, wall mounted, polyester, compact, UCP/UCPT	342
Enclosure, wall mounted, polyester, modular, UDP/UDPT.....	354
Enclosure, wall mounted, sloping roof, stainless steel, single door, AFS	294
Enclosure, wall mounted, stainless steel, double door, ADR.....	290
Enclosure, wall mounted, stainless steel, single door, ASR.....	282
End cover, busbar support, 60mm-system	614
EPF, Pole fixation, wall mounted.....	314
EPF, Pole fixation, wall mounted.....	353
EPF, Pole fixation, wall mounted.....	362
EPF, Pole fixation, wall mounted.....	396
ESFB, Swing frame 19", transversal support bars, floor standing	144
ESFC, Swing frame 19", floor standing.....	136
ESFD, Swing frame 19", door stop, floor standing.....	144
ESFH, Swing frame 19", 180° hinges, floor standing.....	144
ESFM, Swing frame 19", middle mounted, floor standing	138
ESFS, Swing frame 19", side mounted, floor standing	140
ESFT, Transport bracket, swing frame.....	145
ETF200, Hygrostat	572
ETF300, Hygrostat and thermostat, electronic.....	573
ETR200, Thermostat, changeover contact.....	570

ETR203, Thermostat, dual	571
ETR, Thermostat.....	569
EXAS, hole seals, stainless steel, hazardous location.....	381
EXDBD, breather drain, stainless steel, hazardous location.....	381
EXEBD, breather drain, stainless steel, hazardous location	380
EXE-NB, terminal box, polyester, ZONEX enclosures.....	431
EXE-SB, terminal box, stainless steel, ZONEX enclosures.....	430
EXE-WM, wall mounted, stainless steel, ZONEX enclosures	378
Exhaust filter, EMC, EFAE	258
Exhaust filter, EMC, EFAE	377
Exhaust filter, indoor, EFA.....	542
Exhaust filter, outdoor, EFAP.....	543
Exhaust filter, roof, REU	556
Extension section, for operating control panel OICP, OIDES	478
EXWK, viewing window, stainless steel, hazardous location	379

F

FFC, 19" front frame cover.....	150
Filter fan, EMC, EFE.....	258
Filter fan, EMC, EFE.....	377
Filter fan, indoor, EF.....	538
Filter fan or exhaust filter cover, EFCS	233
Filter fan, outdoor, EFP	540
Filter fan, roof, RFU.....	550
Filter mat, indoor, EFM.....	542
Filter mat, outdoor, EFMP	543
Flange adapter, round 48-mm, medium swing arm system, S2MA48	497
Flange, base wall, medium swing arm system, S2MWF	497
Flange coupling, round 48-mm, medium swing arm system, S2MFC48.....	497
FMA, Interlocking system, actuator, floor standing	202
FMB, Interlocking system, interlock bar, floor standing	203
FMD, Interlocking kit, main door, floor standing	202
FMS, Interlocking kit, slave door, floor standing.....	203
Frame extension, bottom, floor standing, PCU.....	230
Frame extension, bottom, side panels, floor standing, PCUP.....	230
Frame extension, top, floor standing, MCU	229
Frame extension, top, side panels, floor standing, MCUP	229
Front panels, steel, plain, modular system, MSMBP	123
Front panels, steel, plain, modular system, MSMBP	312
Front panels, steel, slotted, modular system, MSMCP	122
Front panels, steel, slotted, modular system, MSMCP	312
Front plate, for operating control panel OICP, OIFP	478
Front plate, for operating control panel OICP, OIPC	479
Fuse-switch disconnecter, 400-630A, 60mm-system.....	625

G

GCPZ, Mounting plate, galvanized steel, console MPG/MPGS	462
Gland plate, adapter FL13 or FL21, wall mounted, AFA	334
Gland plate, EMC gasket, floor standing, BGE	259
Gland plate, foam, floor standing, BG	225
Gland plate, gasket, wall mounted, AG	332
Gland plate, plain, wall mounted, AF	332
Gland plate, section profile for cable entry, floor standing, SCE	225
Gland plate, ventilated, wall mounted, AFR	333
Gland plate, ventilated with filter, wall mounted, AFV	333
Gland plate, ventilated with fly-net, wall mounted, AFG	334
Gland plate, with knock-outs, wall mounted, AFK	335
GLM, Nuts, sliding	114
GLM, Nuts, sliding	606
GMP, Mounting plate, galvanized steel, terminal box MGRP	404

H

HALP, Terminal box, Aluminum	398
Handle, for operating control panel OICP, OICH	479
Hardware kit, replacement, light swingarm system , S1MRHK	489
HDSW, Bracket, steel, light switch, HDW range	373
HDW, Enclosure, wall mounted, HD, stainless steel, single door	368
Heater, aluminium, hazardous location, DAHHL	574
Heater, aluminium, hazardous location, HLHEAT	574
Heater, compact, with/without thermostat, ECH(T)	560
Heater, EHG	559
Heater, small, EGK	558
Heater, with fan, EGL	561
Heater, with fan, EHV	562
Heater, with fan, with thermostat, ECR	563
Heat exchanger, roof, PWD	532
Heat exchanger, vertical, PWS	530
HHL, Hinges, for aluminum terminal boxes HALP	400
HHL, Hinges, for aluminum terminal boxes HALP	404
Hinges, 180° opening, stainless steel, wall mounted, MMHS	324
Hinges, 180° opening, wall mounted, MMH	324
Hinges, for aluminum terminal boxes HALP, HHL	400
Hinges, for aluminum terminal boxes HALP, HHL	404
Hinges, for DABP/DPCP terminal boxes, DSHI	409
Hinges, for DABP/DPCP terminal boxes, DSHI	413
Hinges, for DABP/DPCP terminal boxes, DSHI	423
Hinges, for front panel, polyester wall mounted, UHS	352
Hinges, for OABP/OPCP terminal boxes, OHI	418
Hinges, for OABP/OPCP terminal boxes, OHI	428
Hinges, for STB terminal boxes, STBH	397
Hinges, stainless steel, for SSTB terminal boxes, SSTBH	397
HLA1, purging/pressurization system, stainless steel, hazardous location	382
HLA3, purging system, stainless steel, hazardous location	383

HLA3X, ATEX purging system, stainless steel, hazardous location ...	384
HLHEAT, heater, aluminium, hazardous location	574
HLP, ATEX purging system, stainless steel, hazardous location	385
HLTHERMNC, thermostat, aluminium, hazardous location	575
HLTSTAT, thermostat, aluminium, hazardous location	575
HMI, coupling, light swing arm system, S1MFC	484
HMP, Mounting plate, galvanized steel, terminal box HALP	400
Hole seals, stainless steel, hazardous location, EXAS	381
Horizontal, panel coupling, light swing arm system, S1MPCH	485
Horizontal, wall joint, medium swing arm system, S2MWJH	493
HPDS, 19", power distribution unit	154
HP, Mounting vertical profiles, floor standing	116
HT, Vortex cooler, high temperature	526
Hygrostat and thermostat, electronic, ETF300	573
Hygrostat, ETF200	572

I

Individual front plate, UCP/UCPT polyester wall mounted, UICP	351
Individual front plate, UCP/UCPT polyester wall mounted, UICP	351
Inner door, mild steel, floor standing, DI	180
Inner door, mild steel, wall mounted, ADI	322
Inner door, polyester, UDP/UDPT, UID	364
Inner door, stainless steel, wall mounted, ADIS	323
Interlocking kit, main door, floor standing, FMD	202
Interlocking kit, slave door, floor standing, FMS	203
Interlocking system, actuator, floor standing, FMA	202
Interlocking system, interlock bar, floor standing, FMB	203
Isolator, Plastic, PE/Neutral, TNS2	611

J

Joint, intermediate, light swing arm system, S1MIJ	483
Joint, intermediate, medium swing arm system, S2MIJ	494

K

Keyboard hinged tray, DPK	211
Keyboard hinged tray, floor standing, UKT	185
Key, LSK	198
Key, LSK	329

L

L, 19" friction slides	151
LC, Lifting, for bayed enclosures, floor standing	221
LCR, Casters, floor standing	171
LEDHL, LED light, hazardous location	379
LEDHLSW, door switch, hazardous location	380
LED light, 24V, EL1200D24V	596
LED light, EL900D	595
LED light, hazardous location, LEDHL	379

LED light, movement sensor, 24V, EL1200M24V	595
LED light, movement sensor, EL1200M	594
LED light, socket, EL900DS	594
LED light, socket, EL1200DS	593
LED light, socket, movement sensor, EL1200MS	592
LE, Lifting, eye bolts, floor standing	220
Leveling feet, floor standing, LF	169
Leveling feet, hygienic design, LFHD	372
Levelling adjuster, floor standing, LFA	170
LFA, Levelling adjuster, floor standing	170
LFHD, Leveling feet, hygienic design	372
LF, Leveling feet, floor standing	169
LHC, Lock, inserts and cylinders for LLH, floor standing	197
Lifting, eye bolts, floor standing, LE	220
Lifting, eye bolts for extension frame, floor standing, MCUK	221
Lifting, eye bolts, wall mounted, AL	331
Lifting, for bayed enclosures, floor standing, LC	221
Light LTSL, LED, LTSL	599
Light signal adapt. rectangle, S2MLSAE	498
Light swing arm system, S1	480
Light TLC, compact, TLC	601
Light TLC, LED, compact, TLCL	602
Light TL, TL	603
LI, Lock, inserts, floor standing	196
Limiters, rotation, medium swing arm system, S2MRL	499
LLH, Lock, lift handle, floor standing	196
LLH, Lock, lift handle, floor standing	197
LLTH, Lock, T-handle, floor standing	198
Lock, handle, wall mounted, ALT	329
Lock, inserts and cylinders for LLH, floor standing, LHC	197
Lock, inserts and cylinders, polyester wall mounted, LSSU	364
Lock, inserts, chrome plated, wall mounted, ALIS	328
Lock, inserts, chrome plated, wall mounted, ALIS	473
Lock, inserts, floor standing, LI	196
Lock, lift handle, floor standing, LLH	196
Lock, lift handle, floor standing, LLH	197
Lock, padlocking cover, wall mounted, PLC	329
Lock, stainless steel, wall mounted, ALLS	328
Lock, swing handle, polyester wall mounted, UDH	353
Lock, swing handle, polyester wall mounted, UDH	364
Lock, T-handle, floor standing, LLTH	198
Lock, wall mounted, ALL	328
Lock, wall mounted, ALL	472
LPS, Socket with integrated fuse	604
LSK, Key	198
LSK, Key	329
LSMK, Multi key	198
LSMK, Multi key	330
LSSU, Lock, inserts and cylinders, polyester wall mounted	364
LTP L, Cable, interconnection, LTSL lights	600
LTSL, Light LTSL, LED	599

M

MAD, Enclosure, wall mounted, mild steel, double door	272
MAP, Enclosure, wall mounted, mild steel, panel	278
Marshalling panel, cover plate, floor standing, MMG	228
Marshalling panel, floor standing, MM	228
MASE, Enclosure, wall mounted, EMC, single door	374
MAS, Enclosure, wall mounted, mild steel, single door	262
MCD, Enclosure, floor standing, mild steel, combinable, double door ..	24
MCDS, Enclosure, floor standing, stainless steel, combinable, double door	66
MCF, Enclosure, floor standing, interlocking, mild steel, combinable ..	36
MCI, Enclosure, floor standing, 19", mild steel, combinable	42
MCM, Enclosure, floor standing, PC, mild steel, combinable	434
MCSE, Enclosure, floor standing, EMC, combinable, single door	252
MCS, Enclosure, floor standing, mild steel, combinable, single door ..	12
MCSS, Enclosure, floor standing, stainless steel, combinable, single door	60
MCU, Frame extension, top, floor standing	229
MCUK, Lifting, eye bolts for extension frame, floor standing	221
MCUP, Frame extension, top, side panels, floor standing	229
Medium swing arm system, S2	490
MGRP, Terminal box, Polyester	402
MKD, Enclosure, floor standing, mild steel, semicompact, double door	54
MKS, Enclosure, floor standing, mild steel, semicompact, single door	46
MMDP, Door, vertical profiles, wall mounted	326
MMDP, Door, vertical profiles, wall mounted	473
MMG, Marshalling panel, cover plate, floor standing	228
MMH, Hinges, 180° opening, wall mounted	324
MMHS, Hinges, 180° opening, stainless steel, wall mounted	324
MM, Marshalling panel, floor standing	228
Modcenter	632
Modular chassis, front plate, UCP/UCPT polyester wall mounted, UFCP	350
Modular chassis, front plate, UCP/UCPT polyester wall mounted, UFCP	350
Modular chassis, front plate, UCP/UCPT polyester wall mounted, UFCP	352
Modular chassis, mounting frame, UCP/UCPT polyester wall mounted, UMF	349
Modular chassis, mounting frame, UCP/UCPT polyester wall mounted, UMF	362
Modular chassis, wall mounted, AC	308
Modular wire workstation, PWA1000	636
Module, side mounted, 60mm-system	623
Mounting accessorie, cover section, 3-pole, 60mm-system	616
Mounting, brackets, magnet, LED lights, ELA	598
Mounting frame, steel, modular system, floor standing, MSMSF	120
Mounting frame, steel, modular system, wall mounted, MSMSM	309

Mounting plate, aluminium, floor standing, MPAL	249	Mounting platform, CrossBoard	627
Mounting plate, bakelite, wall mounted, AMI	303	Mounting profiles, carrier bars, floor standing, CB	118
Mounting plate, brackets, back to back fixing, floor standing, MPBB ...	96	Mounting profiles, carrier bars, heavy duty, floor standing, CBU	118
Mounting plate, brackets, depth adjustment, consoles MPG, MPGDA	462	Mounting profiles, click-in, floor standing, CLPK	112
Mounting plate, brackets, depth adjustment, floor standing, MPD	95	Mounting profiles, floor standing, CLPF	113
Mounting plate, brackets, depth adjustment, polyester wall mounted UCP/UCPT, UCD	349	Mounting profiles, lutze system, floor standing, CLS	118
Mounting plate, brackets, depth adjustment, polyester wall mounted UDP/UDPT, UPD	361	Mounting profiles, outer mounting profile, floor standing, CLPO	114
Mounting plate, brackets, depth adjustment, terminal box OABP/OPCP, OEL	417	Mounting profiles, side, floor standing, CMB	116
Mounting plate, brackets, depth adjustment, terminal box OABP/OPCP, OEL	427	Mounting profiles, STB/SSTB terminal boxes, BPP	395
Mounting plate, brackets, floor standing, MPE	100	Mounting profiles, STB/SSTB terminal boxes, BPP	472
Mounting plate, brackets, flush fixing, floor standing, MPEF	101	Mounting profiles, vertical, wall mounted., AVB	307
Mounting plate, brackets, rear fixing, floor standing, MPA	95	Mounting rails, adapter, 60mm-system	619
Mounting plate, brackets, rear fixing, floor standing, MPA	96	Mounting rails, CP	605
Mounting plate, brackets, rear mounting, floor standing, MPA-R	95	Mounting vertical profiles, floor standing, HP	116
Mounting plate, depth adjustment, wall mounted, AMG	305	MPAL, Mounting plate, aluminium, floor standing	249
Mounting plate, filler, floor standing, MPF	97	MPA, Mounting plate, brackets, rear fixing, floor standing	95
Mounting plate, galvanized steel, console base, CBPZ	462	MPA, Mounting plate, brackets, rear fixing, floor standing	96
Mounting plate, galvanized steel, console desk/top, CDPZ	463	MPA-R, Mounting plate, brackets, rear mounting, floor standing	95
Mounting plate, galvanized steel, console MPG/MPGS, GCPZ	462	MPBB, Mounting plate, brackets, back to back fixing, floor standing ...	96
Mounting plate, galvanized steel, floor standing, MP	94	MPC, Console, modular system, mild steel	442
Mounting plate, galvanized steel, polyester, UMPZ	348	MPCS, Console, modular system, stainless steel	454
Mounting plate, galvanized steel, polyester, UMPZ	360	MPD, Mounting plate, brackets, depth adjustment, floor standing	95
Mounting plate, galvanized steel, terminal box DABP/DPCP, DMP	408	MPEF, Mounting plate, brackets, flush fixing, floor standing	101
Mounting plate, galvanized steel, terminal box DABP/DPCP, DMP	422	MPE, Mounting plate, brackets, floor standing	100
Mounting plate, galvanized steel, terminal box HALP, HMP	400	MPF, Mounting plate, filler, floor standing	97
Mounting plate, galvanized steel, terminal box MGRP, GMP	404	MPG, Console, compact, mild steel	438
Mounting plate, galvanized steel, terminal box OABP/OPCP, OMP	417	MPGDA, Mounting plate, brackets, depth adjustment, consoles MPG	462
Mounting plate, galvanized steel, terminal box OABP/OPCP, OMP	427	MPGS, Console, compact, stainless steel	450
Mounting plate, galvanized steel, terminal box SABP/SPCP, SMP	412	MPH, Mounting plate, hinge kit, floor standing	97
Mounting plate, galvanized steel, terminal box STB/SSTB, BMP	394	MPLS, Cover plate, stainless steel, consoles MPC desk section	467
Mounting plate, galvanized steel, terminal box STB/SSTB, BMP	472	MP, Mounting plate, galvanized steel, floor standing	94
Mounting plate, galvanized steel, wall mounted, AMP	302	MPP, Mounting plate, partial, floor standing	98
Mounting plate, hard paper, polyester, UMPP	348	MPPS, Cover plate, stainless steel, consoles MPC top section	467
Mounting plate, hard paper, polyester, UMPP	360	MPR, Mounting plate, reinforcement profiles, floor standing	101
Mounting plate, hinge kit, floor standing, MPH	97	MPS, Mounting plate, side brackets, floor standing	96
Mounting plate, partial, floor standing, MPP	98	MPW, Mounting plate, wide, floor standing	99
Mounting plate, reinforcement profiles, floor standing, MPR	101	MPWR, Mounting plate, wide, reinforcement profiles, floor standing	101
Mounting plate, side brackets, floor standing, MPS	96	MSDR, DIN rails, steel, pre-cut, modular system	120
Mounting plate, steel, partial, modular system, MSMPN	119	MSDR, DIN rails, steel, pre-cut, modular system	311
Mounting plate, steel, partial, modular system, MSMPN	310	MSMBP, Front panels, steel, plain, modular system	123
Mounting plate, telequick, galvanized steel, wall mounted, AMT	304	MSMBP, Front panels, steel, plain, modular system	312
Mounting plate, telequick, polyester, UMPT	348	MSMCP, Front panels, steel, slotted, modular system	122
Mounting plate, telequick, polyester, UMPT	361	MSMCP, Front panels, steel, slotted, modular system	312
Mounting plate, wide, floor standing, MPW	99	MSMPA01, Brackets, adjustable, modular system	121
Mounting plate, wide, reinforcement profiles, floor standing, MPWR	101	MSMPA01, Brackets, adjustable, modular system	311
Mounting plate, wide, transversal		MSMPF01, Brackets, fixed, modular system	121
sliding profiles, floor standing, MTS	100	MSMPF01, Brackets, fixed, modular system	311
		MSMPN, Mounting plate, steel, partial, modular system	119
		MSMPN, Mounting plate, steel, partial, modular system	310
		MSMSF, Mounting frame, steel, modular system, floor standing	120

MSMSM, Mounting frame, steel, modular system, wall mounted.....	309
MSNS, Plinth, stainless steel, consoles.....	465
MSST, Rainhood, stainless steel, floor standing.....	233
MSVS, Plinth, stainless steel, wall mounted.....	316
MTR, Shelf, 19" front fixation.....	151
MTS, Mounting plate, wide, transversal sliding profiles, floor standing.....	100
Multi key, LSMK.....	198
Multi key, LSMK.....	330

N

NCCUT, Cutting machine	634
NHZ, cooling units, stainless steel, hazardous location	534
NS750, PE busbar, copper	611
NSM2000, PE busbar, copper, terminal clamps	611
Nuts, sliding, for OICP, OISN	479
Nuts, sliding, GLM.....	114
Nuts, sliding, GLM.....	606
Nuts, snap for telequick mounting plates, TN	304
Nuts, snap for telequick mounting plates, TN	349
Nuts, snap for telequick mounting plates, TN	361

O

OABP, Terminal box, ABS.....	414
OCP, Cover plugs, terminal boxes OABP/OPCP.....	418
OCP, Cover plugs, terminal boxes OABP/OPCP.....	428
OEL, Mounting plate, brackets, depth adjustment, terminal box OABP/OPCP	417
OEL, Mounting plate, brackets, depth adjustment, terminal box OABP/OPCP	427
OFL, Wall mounting brackets, OABP/OPCP terminal boxes.....	418
OFL, Wall mounting brackets, OABP/OPCP terminal boxes.....	428
OHI, Hinges, for OABP/OPCP terminal boxes	418
OHI, Hinges, for OABP/OPCP terminal boxes	428
OICE, Operating control enclosure	468
OICH, Handle, for operating control panel OICP	479
OICP, Operating control panel.....	474
OIDES, Extension section, for operating control panel OICP	478
OIFP, Front plate, for operating control panel OICP	478
OIKS, Bracket, for operating control panels OICP connection	479
OIPC, Front plate, for operating control panel OICP	479
OISN, Nuts, sliding, for OICP.....	479
OKD1, Terminal, connection, for NS750.....	611
OLW, Screws, wing for OABP/OPCP terminal boxes	419
OLW, Screws, wing for OABP/OPCP terminal boxes	429
OMP, Mounting plate, galvanized steel, terminal box OABP/OPCP	417
OMP, Mounting plate, galvanized steel, terminal box OABP/OPCP	427
OPCP-EE, Terminal box, extension frame, polycarbonate	419
OPCP-EE, Terminal box, extension frame, polycarbonate	429
OPCP, Terminal box, polycarbonate	424

Operating control enclosure, OICE	468
Operating control panel, OICP	474

P

PAC, 19" front panel	153
PACV, 19" front panel, ventilated.....	153
Paint can, BFP	607
PAP, 19" patch panel.....	154
PA, Plinth, mild steel, sides, wall mounted.....	315
Partial doors system, horizontal divider, floor standing, CDH.....	206
Partial doors system, horizontal divider for MKS, floor standing, CDHK.....	206
Partial doors system, panel, floor standing, DPP	209
Partial doors system, partial door, floor standing, DP	208
Partial doors system, top and bottom panels, floor standing, DPC....	207
Partial doors system, ventilated top and bottom panels, floor standing, DPCV.....	207
Partial doors system, vertical divider, floor standing, CDV.....	206
Partial doors system, vertical panel, floor standing, DPB.....	210
PCP, Plinth combining profiles, floor standing.....	168
PCU, Frame extension, bottom, floor standing	230
PCUP, Frame extension, bottom, side panels, floor standing	230
PE busbar, copper, NS750.....	611
PE busbar, copper, terminal clamps, NSM2000	611
Pedestal, vertical motion, medium swing arm system, S2M10VP	498
PFAL, Plinth, aluminum, floor standing.....	250
PFF, Base, mild steel, wall mounted.....	316
PF, Plinth, mild steel, fronth and rear, floor standing.....	166
PF, Plinth, mild steel, fronth and rear, floor standing.....	464
PFS, Plinth, stainless steel, fronth and rear, floor standing	169
PGM, Plinth, ground, aluminum, floor standing	250
PLC, Lock, padlocking cover, wall mounted	329
PLFR, Vortex, air regulator kit.....	528
Plinth, aluminum, floor standing, PFAL.....	250
Plinth combining profiles, floor standing, PCP	168
Plinth, ground, aluminum, floor standing, PGM	250
Plinth, mild steel, fronth and rear, floor standing, PF	166
Plinth, mild steel, fronth and rear, floor standing, PF	464
Plinth, mild steel, fronth and rear, wall mounted, P	315
Plinth, mild steel, sides, consoles, PST.....	465
Plinth, mild steel, sides, floor standing, PS	168
Plinth, mild steel, sides, wall mounted, PA.....	315
Plinth, stainless steel, consoles, MSNS.....	465
Plinth, stainless steel, fronth and rear, floor standing, PFS	169
Plinth, stainless steel, sides, floor standing, PSS	170
Plinth, stainless steel, wall mounted, MSVS.....	316
Plinth, UDP polyester wall mounted, UPP	363
Plinth, ventilated, mild steel, fronth and rear, floor standing, PV	167
Plugs, tube hole, medium swing arm system, S2MTHP.....	499
Pole fixation, wall mounted, EPF	314

Pole fixation, wall mounted, EPF	353
Pole fixation, wall mounted, EPF	362
Pole fixation, wall mounted, EPF	396
PP, DIN rail	605
P, Plinth, mild steel, fronth and rear, wall mounted	315
Pressure compensation plug, plastic, goretex, EDA	564
Pressure compensation plug, PVD	567
Pressure compensation plug, stainless steel, goretex, EDAS	565
Profile brackets, EKS/EKD compact floor standing, CAK	114
Profile, operator arm, light swing arm system, S1MT	482
Profile, operator arm, medium swing arm system, S2MT	492
Profiles, depth dividing, VBD	115
Profiles, steel, adjustable, modular system, APK	122
Profile, steel, interior mounting, DIP	306
Profile, steel, interior mounting, HDW range, DIPH	372
Profiles, vertical and depth dividing, brackets, VBK	115
Profiles, vertical dividing, VB	115
PS, Plinth, mild steel, sides, floor standing	168
PSS, Plinth, stainless steel, sides, floor standing	170
PST, Plinth, mild steel, sides, consoles	465
Purging/pressurization system, stainless steel, hazardous location, HLA1	382
Purging system, stainless steel, hazardous location, HLA3	383
PVD, Pressure compensation plug	567
PV, Plinth, ventilated, mild steel, fronth and rear, floor standing	167
PW, 19" plastic washers	150
PWA1000, Modular wire workstation	636
PWA5000, Wire personal assistant	638
PWA6000, Wire processing center	640
PWB, 19" power distribution box	153
PWD, Heat exchanger, roof	532
PWS, Heat exchanger, vertical	530

R

Rainhood, mild steel, wall mounted, ARF	340
Rainhood, polyester wall mounted UDP/UDPT, URH	367
Rainhood, stainless steel, floor standing, MSST	233
Rainhood, stainless steel, wall mounted, ASST	341
Reduction, light signal adapter, light swing arm system, S1MSLARE	488
REU, Exhaust filter, roof	556
RFU, Filter fan, roof	550
Roof, closing plate for fan opening, floor standing, DFC	223
Roof, fan, floor standing, DFN	223
Roof, fan kit, floor standing, DFN61	223
Roof, for fans, floor standing, CFR	222
Roof, spacer kit, floor standing, CVK	224
Roof, ventilated, floor standing, CVR	222
Round, light signal adapter, light swing arm system, S1MSLA	487
Round, light signal adapter, medium swing arm system, S2MLSAR	499

S

S1, Light swing arm system	480
S1MA, Adapter, narrow, light swing arm system	484
S1ME, Elbow, coupling, light swing arm system	483
S1MER, Elbow, rotatable, light swing arm system	483
S1MFC, HMI, coupling, light swing arm system	484
S1MFEC, Elbow, panel coupling, light swing arm system	484
S1MIJ, Joint, intermediate, light swing arm system	483
S1MPCH, Horizontal, panel coupling, light swing arm system	485
S1MPCV, Vertical, panel coupling, light swing arm system	485
S1MRCAK, Cap, angled, replacement, light swingarm system	488
S1MRCREK, Cap, reduction, replacement, light swingarm system	489
S1MRCRK, Cap, round replacement, light swingarm system	488
S1MRE, Elbow, reduction, light swing arm system	485
S1MRHK, Hardware kit, replacement, light swingarm system	489
S1MRL, (Aluminum), rotation limiter, limiter swing arm system	487
S1MSJ, Set up joint, light swing arm system	486
S1MSLAA, Angled, light signal adapter, light swing arm system	487
S1MSLARE, Reduction, light signal adapter, light swing arm system	488
S1MSLA, Round, light signal adapter, light swing arm system	487
S1MTBB, Base bracket, rotary, light swing arm system	486
S1MT, Profile, operator arm, light swing arm system	482
S1MWF, Base/wall, bracket, light swing arm system	486
S1MWJH, Wall joint, horizontal, light swing arm system	482
S1MWJV, Wall joint, vertical, light swing arm system	482
S2M10VP, Pedestal, vertical motion, medium swing arm system	498
S2MA48, Flange adapter, round 48-mm, medium swing arm system	497
S2MAA, Adapter, angled, medium swing arm system	496
S2MACB, Coupling, tilted back, medium swing arm system	495
S2MACF, Coupling, tilted forward, medium swing arm system	496
S2MBC, Coupling, base, medium swing arm system	496
S2, Medium swing arm system	490
S2ME, Elbow, medium swing arm system	493
S2MER, Elbow, rotation, medium swing arm system	494
S2MFC48, Flange coupling, round 48-mm, medium swing arm system	497
S2MFC, Coupling, HMI, medium swing arm system	494
S2MFEC, Coupling, elbow, medium swing arm system	495
S2MIJ, Joint, intermediate, medium swing arm system	494
S2MLSAE, Rectangle, light signal adapter, medium swing arm system	498
S2MLSAR, Round, light signal adapter, medium swing arm system	499
S2MPBS, Base, small pedestal, medium swing arm system	498
S2MRB, Bracket, rotary base, medium swing arm system	492
S2MRL, Limiters, rotation, medium swing arm system	499
S2MSJ, Set up joint, medium swing arm system	492
S2MTA, Adapter, tube, medium swing arm system	495
S2MTHP, Plugs, tube hole, medium swing arm system	499

S2MT, Profile, operator arm, medium swing arm system	492
S2MWF, Flange, base wall, medium swing arm system.....	497
S2MWJH, Horizontal, wall joint,medium swing arm system.....	493
S2MWJV, Vertical, wall joint, medium swing arm system.....	493
SABP, Terminal box, ABS	410
SBK, Seismic kit, floor standing	158
SCE, Gland plate, section profile for cable entry, floor standing.....	225
SCP, Cover plugs, terminal boxes SABP/SPCP	413
Screws, clip-on cage nuts, CNS	117
Screws, clip-on cage nuts, CNS	606
Screws, extrude-tite, CNT.....	117
Screws, extrude-tite, CNT.....	606
Screws, extrude-tite, stainless steel, CNTS	117
Screws, phillips, CHS	150
Screws, wing for OABP/OPCP terminal boxes, OLW	419
Screws, wing for OABP/OPCP terminal boxes, OLW	429
Segregation plate, consoles MPC, SGPZ	463
Seismic kit, floor standing, SBK	158
Separation plate, EMC, floor standing, SPD EMC.....	256
Separation plate, fixation brackets, CCJ	219
Separation plate, fixation brackets, CCJ	257
Separation plate, floor standing, SPD	218
Separation plate, floor standing, SPDS.....	219
Separation plate, gasket, EMC, floor standing, SPDEG	257
Separation plate, gasket, floor standing, SPDG	219
Set up joint, light swing arm system, S1MSJ.....	486
Set up joint, medium swing arm system, S2MSJ	492
SFBP, Swing frame 19", transversal brackets, floor standing.....	146
SFBP, Swing frame 19", transversal brackets, floor standing.....	147
SFBP, Swing frame 19", transversal brackets, floor standing.....	308
SFCP, Swing frame 19", partial height, floor standing	146
SFCP, Swing frame 19", partial height, floor standing	307
SFL, Wall mounting brackets, SABP/SPCP terminal boxes.....	413
SFMP, Swing frame 19", mounting plate, floor standing.....	145
SFSU, Swing frame 19", chassis support, floor standing	145
SGPZ, Segregation plate, consoles MPC	463
SHC, Shelf, ventilated, floor standing.....	157
Shelf, 19" fixation, VSF.....	152
Shelf, 19" front fixation, MTR.....	151
Shelf, telescopic, 19" fixation, VTS	152
Shelf, telescopic, fixation profiles, floor standing, SHTP.....	158
Shelf, telescopic, floor standing, SHT	157
Shelf, telescopic, heavy load, floor standing, SHTH.....	157
Shelf, ventilated, floor standing, SHC.....	157
SHTH, Shelf, telescopic, heavy load, floor standing.....	157
SHTP, Shelf, telescopic, fixation profiles, floor standing	158
SHT, Shelf, telescopic, floor standing	157
Side panels, aluminium, SPMA	249
Side panels, EMC, floor standing, SPME	256
Side panels, mild steel, floor standing, SPM	214
Side panels, stainless steel, floor standing, SPMS.....	215

SMP, Mounting plate, galvanized steel, terminal box SABP/SPCP	412
Socket with integrated fuse, LPS.....	604
Spacer bolts, AMTE.....	305
Spacer bolts, AMTE.....	394
SPDEG, Separation plate, gasket, EMC, floor standing	257
SPD EMC, Separation plate, EMC, floor standing	256
SPDG, Separation plate, gasket, floor standing	219
SPD, Separation plate, floor standing	218
SPDS, Separation plate, floor standing.....	219
SPMA, Side panels, aluminium	249
SPME, Side panels, EMC, floor standing	256
SPM, Side panels, mild steel, floor standing	214
SPMS, Side panels, stainless steel, floor standing.....	215
SSC, Cleaner for stainless steel	607
SSTBH, Hinges, stainless steel, for SSTB terminal boxes	397
SSTB, Terminal box, stainless steel	390
Stainless steel glazed doors, DNGS.....	178
STBH, Hinges, for STB terminal boxes.....	397
STB, Terminal box, mild steel	388
Swing frame 19", 180° hinges, floor standing, ESFH.....	144
Swing frame 19", chassis support, floor standing, SFSU	145
Swing frame 19", door stop, floor standing, ESFD	144
Swing frame 19", floor standing, ESFC.....	136
Swing frame 19", middle mounted, floor standing, ESFM.....	138
Swing frame 19", mounting plate, floor standing, SFMP	145
Swing frame 19", partial height, floor standing, SFCP.....	146
Swing frame 19", partial height, floor standing, SFCP.....	307
Swing frame 19", side mounted, floor standing, ESFS.....	140
Swing frame 19", transversal brackets, floor standing, SFBP	146
Swing frame 19", transversal brackets, floor standing, SFBP	147
Swing frame 19", transversal brackets, floor standing, SFBP	308
Swing frame 19", transversal support bars, floor standing, ESFB	144
Switch disconnecter, 160A, 60 mm-system.....	626
Switch disconnecter fuse, 125-250A, 60 mm-system	626

T

TB13G, Blanking plates, plastic, grey, DIN slots.....	123
TB13G, Blanking plates, plastic, grey, DIN slots.....	313
Terminal box, ABS, DABP	406
Terminal box, ABS, OABP	414
Terminal box, ABS, SABP	410
Terminal box, Aluminum, HALP	398
Terminal box, extension frame, polycarbonate, OPCP-EE.....	419
Terminal box, extension frame, polycarbonate, OPCP-EE.....	429
Terminal box, mild steel, STB	388
Terminal box, polycarbonate, OPCP	424
Terminal box, polycarbonate, DPCP.....	420
Terminal box, Polyester, MGRP.....	402
Terminal box, polyester, ZONEX enclosures, EXE-NB.....	431
Terminal box, stainless steel, SSTB	390

Terminal box, stainless steel, ZONEX enclosures, EXE-SB.....	430
Terminal, connection, for NS750, OKD1.....	611
Thermostat, aluminium, hazardous location, HLTHERMNC.....	575
Thermostat, aluminium, hazardous location, HLTSTAT.....	575
Thermostat, changeover contact, ETR200.....	570
Thermostat, dual, ETR203.....	571
Thermostat, ETR.....	569
Thermostat, fixed regulation, EFR.....	568
TLCF, 19" front panel TLC fixation.....	603
TLC, Light TLC, compact.....	601
TLCL, Light TLC, LED, compact.....	602
TLCS, Door switch, with cable, for TLC/TLCL ligths.....	602
TL, Light TL.....	603
TN, Nuts, snap for telequick mounting plates.....	304
TN, Nuts, snap for telequick mounting plates.....	349
TN, Nuts, snap for telequick mounting plates.....	361
TNS2, Isolator, Plastic, PE/Neutral.....	611
Transparent aluminium windows, ADA.....	186
Transport bracket, swing frame, ESFT.....	145

U

UAF, DIN-base adaptor frame, polyester wall mounted UDP/UDPT ...	363
UAV, Air ventilation device, polyester wall mounted UDP/UDPT	366
UCD, Mounting plate, brackets, depth adjustment, polyester wall mounted UCP/UCPT.....	349
UCK, Combining gasket, polyester wall mounted UDP/UDPT.....	365
UCP, Combining profile, polyester wall mounted UDP/UDPT	365
UCP/UCPT, Enclosure, wall mounted, polyester, compact.....	342
UDE, Baying kit, depth, polyester wall mounted UDP/UDPT	366
UDH, Lock, swing handle, polyester wall mounted.....	353
UDH, Lock, swing handle, polyester wall mounted.....	364
UDP/UDPT, Enclosure, wall mounted, polyester, modular.....	354
UDS, Door stop, UDP/UDPT.....	365
UFCP, Modular chassis, front plate, UCP/UCPT polyester wall mounted.....	350
UFCP, Modular chassis, front plate, UCP/UCPT polyester wall mounted.....	350
UFCP, Modular chassis, front plate, UCP/UCPT polyester wall mounted.....	352
UHS, Hinges, for front panel, polyester wall mounted.....	352
UICP, Individual front plate, UCP/UCPT polyester wall mounted	351
UICP, Individual front plate, UCP/UCPT polyester wall mounted	351
UID, Inner door, polyester, UDP/UDPT	364
UKT, Keyboard hinged tray, floor standing.....	185
UMF, Modular chassis, mounting frame, UCP/UCPT polyester wall mounted.....	349
UMF, Modular chassis, mounting frame, UCP/UCPT polyester wall mounted.....	362
UMPP, Mounting plate, hard paper, polyester	348
UMPP, Mounting plate, hard paper, polyester	360
UMPS, DIN-base, polyester wall mounted UDP/UDPT.....	363
UMPT, Mounting plate, telequick, polyester	348
UMPT, Mounting plate, telequick, polyester	361
UMPZ, Mounting plate, galvanized steel, polyester	348
UMPZ, Mounting plate, galvanized steel, polyester	360
UPD, Mounting plate, brackets, depth adjustment, polyester wall mounted UDP/UDPT.....	361
UPP, Plinth, UDP polyester wall mounted.....	363
UPVD, Air ventilation device, polyester wall mounted UCP/UCPT	353
URH, Rainhood, polyester wall mounted UDP/UDPT	367
UVT, 19" ventilation module, with thermostat.....	155
UWB, Wall mounting brackets, rainhood, UDP/UDPT polyester wall mounted.....	362
UWMB, Wall mounting brackets, UCP/UCPT polyester wall mounted.....	352

V

VBD, Profiles, depth dividing.....	115
VBK, Profiles, vertical and depth dividing, brackets.....	115
VB, Profiles, vertical dividing.....	115
Vertical, panel coupling, light swing arm system, S1MPCV.....	485
Vertical, wall joint, medium swing arm system, S2MWJV	493
VHL, Vortex cooler, stainless steel, hazardous location	536
Viewing window, mounting kit, ADAMK/ADABMK.....	186
Viewing window, mounting kit, ADAMK/ADABMK.....	320
Viewing window, stainless steel, hazardous location, EXWK	379
Vortex, air distribution kit, BPA.....	528
Vortex, air regulator kit, PLFR.....	528
Vortex cooler, BP.....	522
Vortex cooler, high temperature, HT	526
Vortex cooler, stainless steel, hazardous location, VHL	536
Vortex, side mounting kit, BPF	529
Vortex, silencer, BPS	529
Vortex, thermostat kit, BPT.....	528
VSF, Shelf, 19" fixation	152
VTs, Shelf, telescopic, 19" fixation	152

W

Wall fixing brackets, floor standing, CCB	171
Wall fixing brackets, stainless steel, floor standing, CCBS.....	171
Wall joint, horizontal, light swing arm system, S1MWJH	482
Wall joint, vertical, light swing arm system, S1MWJV	482
Wall mounted, stainless steel, ZONEX enclosures, EXE-WM.....	378
Wall mounting brackets, DABP/DPCP terminal boxes, DFL.....	409
Wall mounting brackets, DABP/DPCP terminal boxes, DFL.....	423
Wall mounting brackets, hygienic design, wall mounted, AWHD.....	372
Wall mounting brackets, OABP/OPCP terminal boxes, OFL.....	418
Wall mounting brackets, OABP/OPCP terminal boxes, OFL.....	428
Wall mounting brackets, rainhood, UDP/UDPT polyester wall mounted, UWB.....	362
Wall mounting brackets, SABP/SPCP terminal boxes, SFL.....	413

Wall mounting brackets, stainless steel, wall mounted, AWS 313

Wall mounting brackets, stainless steel, wall mounted, AWS 396

Wall mounting brackets,
UCP/UCPT polyester wall mounted, UWMB 352

Wall mounting brackets, zinc plated steel, wall mounted, AW 313

Wall mounting brackets, zinc plated steel, wall mounted, AW 396

Wire personal assistant, PWA5000..... 638

Wire processing center, PWA6000..... 640

Blank lined area for notes or specifications.

Blank lined area for notes or specifications.





In line with our policy of continuous development, we reserve the right to update our designs at any time. As a result, the product shown may not be identical to the one which is supplied, although it will correspond with the standards mentioned in the brochure. Whilst every care is taken to ensure that the information supplied is correct, we cannot accept any responsibility for errors or changes that may occur.

All dimensions presented in this catalogue are in millimeters (mm) unless otherwise specified.



eldon.com
hoffman.nVent.com