


BD Two Pole Distribution Block, 100/125 A



CERTIFICATIONS



FEATURES

Minimum space for maximum power

Protection cover and insulating screens are transparent

Insulating screen between each row

Easy and safe connections

Input separated from outputs

Wiring with or without terminal

Easily clips onto DIN rail or mounts to panel with screws

RoHS compliant

Conforms to EN 45545 obtaining an HL3 classification for chapter R23 and HL2 classification for chapter R22

Halogen free

SPECIFICATIONS

Catalog Number	BD-100-125A	BD-100-125AL
Article Number	563800	563810

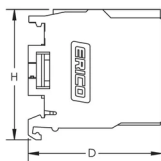
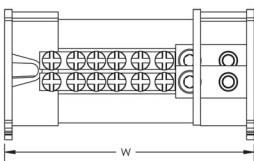
Catalog Number	BD-100-125A	BD-100-125AL
Max Current Rating, IEC	125A	125A
Short Term Withstand Current (I _{cw}) 1s	4.5kA	4.5kA
Peak Short Circuit Current (I _{pk})	30kA	25kA
Max Working Voltage, IEC (U _i)	690V	690V
Line Side Number of Connections	1	1
Line Side Compact Stranded Wire Size	10 - 35 mm ²	10 - 35 mm ²
Line Side Stranded Wire Size - Ferrule	10 - 35 mm ²	10 - 35 mm ²
Load Side Number of Connections	6	14
Load Side Compact Stranded Wire Size	(5) 2,5 - 6 mm ² (1) 10 - 25 mm ²	(11) 2,5 - 6 mm ² (3) 10 - 25 mm ²
Load Side Stranded Wire Size - Ferrule	(5) 1,5 - 6 mm ² (1) 6 - 16 mm ²	(11) 1,5 - 6 mm ² (3) 6 - 16 mm ²
Depth (D)	50mm	50mm
Height (H)	50 mm	50 mm
Width (W)	94 mm	162 mm
Unit Weight	0.16 kg	0.27 kg
Flammability Rating	UL® 94V-0	UL® 94V-0
Complies With	IEC® 60947-7-1	IEC® 60947-7-1

ADDITIONAL PRODUCT DETAILS

Line side and load side number of connections are per pole.

Design Guideline for Distribution Blocks, Power Blocks and Power Terminals										
Derating according to Ambient* Temperature (°C) to maintain working temperature of 85°C										
Ambient Temperature (°C)	30°	35°	40°	45°	50°	55°	60°	65°	70°	75°
Derating Coefficient (d)	1	1	1	0.94	0.88	0.82	0.75	0.67	0.58	0.47
*environment around the terminal blocks inside the enclosure										

DIAGRAMS



WARNING

nVent products shall be installed and used only as indicated in nVent's product instruction sheets and training materials. Instruction sheets are available at www.nvent.com and from your nVent customer service representative. Improper installation, misuse, misapplication or other failure to completely follow nVent's instructions and warnings may cause product malfunction, property damage, serious bodily injury and death and/or void your warranty.

North America

+1.800.753.9221

Option 1 – Customer Care

Option 2 – Technical

Support

Europe

Netherlands:

+31 800-0200135

France:

+33 800 901 793

Europe

Germany:

800 1890272

Other Countries:

+31 13 5835404

APAC

Shanghai:

+ 86 21 2412 1618/19

Sydney:

+61 2 9751 8500



Our powerful portfolio of brands:

CADDY

ERICO

HOFFMAN

ILSCO

SCHROFF

TRACHTE